



***ASTURIA
COMMUNITY DEVELOPMENT DISTRICT***

Advanced Meeting Package

***Regular Meeting &
Budget Public Hearing***

***Tuesday
July 25, 2023
6:00 p.m.***

***Location:
Asturia Clubhouse,
14575 Promenade Parkway
Odessa, FL 33556***

Note: The Advanced Meeting Package is a working document and thus all materials are considered DRAFTS prior to presentation and Board acceptance, approval or adoption.

Astoria

Community Development District

250 International Parkway, Suite 208
Lake Mary FL 32746
321-263-0132

Board of Supervisors
Astoria Community Development District

Dear Board Members:

The Regular Meeting & Budget Public Hearing of the Board of Supervisors of the Astoria Community Development District is scheduled for **Tuesday, July 25, 2023, at 6:00 p.m.** at the **Astoria Clubhouse, 14575 Promenade Parkway Odessa, FL 33556.**

An advanced copy of the agenda for the meeting is attached along with associated documentation for your review and consideration. Any additional support material will be distributed at the meeting.

Should you have any questions regarding the agenda, please contact me at (321) 263-0132 X-285 or tdobson@vestapropertyservices.com. We look forward to seeing you at the meeting.

Sincerely,

Tish Dobson

Tish Dobson
District Manager

Cc: Attorney
Engineer
District Records

District: **ASTURIA COMMUNITY DEVELOPMENT DISTRICT**

Date of Meeting: Tuesday, July 25, 2023
Time: 6:00 PM
Location: Asturia Clubhouse, 14575
Promenade Parkway Odessa, FL
33556

Call-in Number: +1 (929) 205-6099

Meeting ID: 913 989 9080

Passcode: 842235

Zoom Link:

<https://vestapropertyservices.zoom.us/j/9139899080?pwd=aFdWVzFxb3Y0L2w4eG9VTnZRakl0UT09>

Revised Agenda

I. Call to Order

II. Pledge of Allegiance

III. Audience Comments – *(limited to 3 minutes per individual for agenda items)*

IV. Public Hearings

A. FY 2024 Budget Public Hearing

1. Open the Public Hearing
2. Presentation of Public Notices [Exhibit 1](#)
3. Presentation of FY 2023-2024 Budget [Exhibit 2](#)
4. Public Comments
5. Close the Public Hearing
6. Consideration & Adoption of **Resolution 2023-11**, Adopting Fiscal Year 2023-2024 Budget [Exhibit 3](#)

B. FY 2024 O&M Assessments Public Hearing

1. Open the Public Hearing
2. Public Comments
3. Close the Public Hearing
4. Consideration & Adoption of **Resolution 2023-12**, Annual Assessments [Exhibit 4](#)

V. Staff Reports

- A. Landscape & Irrigation
 1. **Landscape Proposal Tracker & Proposals** [Exhibit 5](#)
- B. Aquatic Services Report [Exhibit 6](#)
- C. District Engineer
- D. District Counsel
- E. Land Use Counsel
- F. **District Manager Report & Field Operations Report** [Exhibit 7](#)

VI. Consent Agenda

- A. Consideration for Approval – The Minutes of the Board of Supervisors Regular Meeting Held June 27, 2023 [Exhibit 8](#)
- B. Consideration for Acceptance – The June 2023 Unaudited Financial Statements [Exhibit 9](#)
- C. Consideration for Acceptance - The Operation and Maintenance Expenditures for June 2023 [Exhibit 10](#)

VII. Business Items

- A. Consideration & Adoption of **Resolution 2023-13**, Designating Dates, Times, & Location for FY24 Meetings [Exhibit 11](#)
- B. Discussion of Site Masters Fenland Way Erosion & Repair Proposal [Exhibit 12](#)
- C. Discussion of Long Bow Way Drainage [Exhibit 13](#)
- D. **Consideration of FitRev Recumbent Cycle Proposal** [Exhibit 14](#)

VIII. Audience Comments (*limited to 3 minutes per individual for non-agenda items*)

IX. Supervisors’ Requests

X. Action Items Summary

XI. Next Month’s Agenda Items

XII. Next Meeting Quorum Check: August 29, 6:00 PM

Jon Tietz	<input type="checkbox"/> IN PERSON	<input type="checkbox"/> REMOTE	<input type="checkbox"/> NO
Glen Penning	<input type="checkbox"/> IN PERSON	<input type="checkbox"/> REMOTE	<input type="checkbox"/> NO
Jacques Darius	<input type="checkbox"/> IN PERSON	<input type="checkbox"/> REMOTE	<input type="checkbox"/> NO
Marie Pearson	<input type="checkbox"/> IN PERSON	<input type="checkbox"/> REMOTE	<input type="checkbox"/> NO
Susan Coppa	<input type="checkbox"/> IN PERSON	<input type="checkbox"/> REMOTE	<input type="checkbox"/> NO

XIII. Adjournment

EXHIBIT 1

ASTURIA COMMUNITY DEVELOPMENT DISTRICT

NOTICE OF PUBLIC HEARING TO CONSIDER THE ADOPTION OF THE FISCAL YEAR 2023/2024 BUDGET; NOTICE OF PUBLIC HEARING TO CONSIDER THE IMPOSITION OF OPERATIONS AND MAINTENANCE SPECIAL ASSESSMENTS, ADOPTION OF AN ASSESSMENT ROLL, AND THE LEVY, COLLECTION, AND ENFORCEMENT OF THE SAME; AND NOTICE OF REGULAR BOARD OF SUPERVISORS' MEETING.

Upcoming Public Hearings, and Regular Meeting

The Board of Supervisors ("Board") for the Asturia Community Development District ("District") will hold the following two public hearings and a regular meeting:

DATE: July 25, 2023
TIME: 6:00 p.m.
LOCATION: Asturia Clubhouse
14575 Promenade Parkway
Odessa, Florida 33556

The first public hearing is being held pursuant to Chapter 190, Florida Statutes, to receive public comment and objections on the District's proposed budget ("Proposed Budget") for the fiscal year beginning October 1, 2023, and ending September 30, 2024 ("Fiscal Year 2023/2024"). The second public hearing is being held pursuant to Chapters 170, 190 and 197, Florida Statutes, to consider the imposition of operations and maintenance special assessments ("O&M Assessments") upon the lands located within the District, to fund the Proposed Budget for Fiscal Year 2023/2024; to consider the adoption of an assessment roll; and, to provide for the levy, collection, and enforcement of assessments. At the conclusion of the hearings, the Board will, by resolution, adopt a budget and levy O&M Assessments as finally approved by the Board. A Board meeting of the District will also be held where the Board may consider any other District business.

Description of Assessments

The District imposes O&M Assessments on benefitted property within the District for the purpose of funding the District's general administrative, operations, and maintenance budget. Pursuant to Section 170.07, Florida Statutes, a description of the services to be funded by the O&M Assessments, and the properties to be improved and benefitted from the O&M Assessments, are all set forth in the Proposed Budget. A geographic depiction of the property potentially subject to the proposed O&M Assessments is identified in the map attached hereto. The table below shows the schedule of the proposed O&M Assessments, which are subject to change at the hearing:

Land Use	Total # of Units	ERU Factor	Proposed O&M Assessment (including collection costs / early payment discounts)
TOWNHOMES	118	0.40	\$1,623.75
SINGLE FAMILY 36'	32	0.65	\$1,790.86
SINGLE FAMILY 45'	84	0.82	\$1,898.29
SINGLE FAMILY 50'	7	0.91	\$1,958.57
SINGLE FAMILY 55'	299	1.00	\$2,017.65
SINGLE FAMILY 65'	128	1.18	\$2,137.02

The proposed O&M Assessments as stated include collection costs and/or early payment discounts, which Pasco County ("County") may impose on assessments that are collected on the County tax bill. Moreover, pursuant to Section 197.3632(4), Florida Statutes, the lien amount shall serve as the "maximum rate" authorized by law for O&M Assessments, such that no assessment hearing shall be held or notice provided in future years unless the assessments are proposed to be increased or another criterion within Section 197.3632(4), Florida Statutes, is met. Note that the O&M Assessments do not include any debt service assessments previously levied by the District and are due to be collected for Fiscal Year 2023/2024.

For Fiscal Year 2023/2024, the District intends to have the County tax collector collect the assessments imposed on certain developed property and will directly collect the assessments imposed on the remaining benefitted property by sending out a bill prior to, or during, November 2023. It is important to pay your assessment because failure to pay will cause a tax certificate to be issued against the property which may result in loss of title, or for direct billed assessments, may result in a foreclosure action, which also may result in a loss of title. The District's decision to collect assessments on the tax roll or by direct billing does not preclude the District from later electing to collect those or other assessments in a different manner at a future time.

Additional Provisions

The public hearings and meeting are open to the public and will be conducted in accordance with the provisions of Florida law. A copy of the Proposed Budget, proposed assessment roll, and the agenda for the hearings and meeting may be obtained at the offices of the District Manager, located at c/o Vesta Property Services, 250 International Parkway, Suite 208, Lake Mary, Florida 32746, Ph: (321) 263-0132, ext. 285 ("District Manager's Office"), during normal business hours. The public hearings and meeting may be continued to a date, time, and place to be specified on the record at the hearings or meeting. There may be occasions when staff or board members may participate by speaker telephone.

Any person requiring special accommodations at this meeting because of a disability or physical impairment should contact the District Manager's Office at least forty-eight (48) hours prior to the meeting. If you are hearing or speech impaired, please contact the Florida Relay Service by dialing 7-1-1, or 1-800-955-8771 (TTY) / 1-800-955-8770 (Voice), for aid in contacting the District Manager's Office.

Please note that all affected property owners have the right to appear at the public hearings and meeting and may also file written objections with the District Manager's Office within twenty days of publication of this notice. Each person who decides to appeal any decision made by the Board with respect to any matter considered at the public hearings or meeting is advised that person will need a record of proceedings and that accordingly, the person may need to ensure that a verbatim record of the proceedings is made, including the testimony and evidence upon which such appeal is to be based.

District Manager



NOTICE OF PUBLIC HEARING TO CONSIDER THE ADOPTION OF THE FISCAL YEAR 2023/2024 BUDGET; AND NOTICE OF REGULAR BOARD OF SUPERVISORS' MEETING.

The Board of Supervisors ("Board") of the Asturia Community Development District ("District") will hold a public hearing on July 25, 2023 at 6:00 p.m. at the Asturia Clubhouse, 14575 Promenade Parkway, Odessa, Florida 33556 for the purpose of hearing comments and objections on the adoption of the proposed budget ("Proposed Budget") of the District for the fiscal year beginning October 1, 2023 and ending September 30, 2024 ("Fiscal Year 2023/2024"). A regular board meeting of the District will also be held at that time where the Board may consider any other business that may properly come before it. A copy of the agenda and Proposed Budget may be obtained at the offices of the District Manager, c/o Vesta Property Services, 250 International Parkway, Suite 208, Lake Mary, Florida 32746, Ph: (321) 263-0132 ("District Manager's Office"), during normal business hours, or by visiting the District's website at <https://www.asturiacdd.org/>.

The public hearing and meeting are open to the public and will be conducted in accordance with the provisions of Florida law. The public hearing and meeting may be continued to a date, time, and place to be specified on the record at the meeting. There may be occasions when Board Supervisors or District Staff may participate by speaker telephone.

Any person requiring special accommodations at this meeting because of a disability or physical impairment should contact the District Manager's Office at least forty-eight (48) hours prior to the meeting. If you are hearing or speech impaired, please contact the Florida Relay Service by dialing 7-1-1, or 1-800-955-8771 (TTY) / 1-800-955-8770 (Voice), for aid in contacting the District Manager's Office.

Each person who decides to appeal any decision made by the Board with respect to any matter considered at the public hearing or meeting is advised that person will need a record of proceedings and that accordingly, the person may need to ensure that a verbatim record of the proceedings is made, including the testimony and evidence upon which such appeal is to be based.

District Manager

July 7, 2023

23-01118P

EXHIBIT 2

**ASTURIA CDD
FISCAL YEAR 2023-2024 ADOPTED BUDGET
GENERAL FUND, OPERATIONS & MAINTENANCE**

LINE #	ACCOUNT	FY 2021 ACTUAL	FY 2022 ACTUAL	FY 2023 ADOPTED	FY 2024 ADOPTED	VARIANCE FY23 TO FY24
1	REVENUES					
2	SPECIAL ASSMNTS- TAX COLLECTOR	\$ 671,236	\$ 894,514	\$ 1,054,160	\$ 1,020,959	(33,201)
3	SPECIAL ASSMNTS- CDD COLLECTED	41,793	21,267			-
4	SPECIAL ASSMNTS- DISCOUNTS		(35,014)	(42,166)		42,166
5	DEVELOPER CONTRIBUTION	40,964	33,127			-
6	INTEREST - INVESTMENTS	25	2,286			-
7	OTHER MISCELLANEOUS REVENUES		15,636	15,000	15,000	-
8	ROOM RENTALS		8,259	5,000	4,000	(1,000)
9	EVENT FEES	3,562	374	2,500	2,500	-
10	ACCESS CARDS		225	500	200	(300)
11	TOTAL REVENUES	757,580	940,674	1,034,994	1,042,659	7,665
12						
13	EXPENDITURES					
14	ADMINISTRATIVE					
15	P/R-BOARD OF SUPERVISORS	7,800	10,600	12,000	15,000	3,000
16	FICA TAXES		765	918	1,377	459
17	PROFSERV-ADMINISTRATIVE	5,400	855	-	-	-
18	PROFSERV-ARBITRAGE REBATE	500	1,000	1,000	1,300	300
19	PROFSERV-ENGINEERING	9,595	37,573	20,000	20,000	-
20	PROFSERV-LEGAL SERVICES-GENERAL	42,900	47,567	45,000	30,000	(15,000)
21	PROFSERV-LEGAL SERVICES-LAND USE	-	-	-	20,000	20,000
22	PROFSERV-LEGAL SERVICES-DEFECT	-	-	-	10,000	10,000
23	PROFSERV-MGMT CONSULTING	19,914	51,449	57,955	60,000	2,045
24	PROFSERV-TRUSTEE FEES	8,500	7,458	8,500	8,500	-
25	ASSESSMENT ROLL	5,000	4,750	-	-	-
26	DISCLOSURE REPORT	5,000	-	-	-	-
27	ACCOUNTING SERVICES	18,000	2,850	-	-	-
28	AUDITING SERVICES	3,600	3,575	3,575	3,600	25
29	WEBSITE HOSTING/EMAIL SERVICES	3,818	3,649	5,500	5,500	-
30	MAILED NOTICES - POSTAGE	923	730	600	1,000	400
31	PUBLIC OFFICIALS INSURANCE	2,960	3,870	3,730	4,103	373
32	LEGAL ADVERTISING	3,861	2,769	1,500	1,500	-
33	MISC - ASSESSMENT COLLECTION COST		14,728	21,083	-	(21,083)
34	TAX COLLECTOR/PROPERTY APPRAISER FEES	150	150	150	650	500
35	FINANCIAL & REVENUE COLLECTIONS	3,600	570	-	-	-
36	DUES, LICENSES, SUBSCRIPTIONS	175	175	175	175	-
37	TOTAL ADMINISTRATIVE	141,696	195,083	181,686	182,705	1,019
38						
39	UTILITY SERVICES					
40	ELECTRICITY - STREETLIGHTS	160,929	125,949	190,752	219,365	28,613
41	UTILITY - IRRIGATION	2,286	7,194	4,464	5,134	670
42	UTILITY SERVICES	574	339	1,200	1,380	180
43	UTILITY - RECREATION FACILITIES	22,332	21,070	21,000	24,150	3,150
44	TOTAL ELECTRIC UTILITY SERVICES	186,121	154,552	217,416	250,029	32,613
45						
46	GARBAGE/SOLID WASTE SERVICES					
47	GARBAGE - RECREATION FACILITY	408	1,498	467	1,500	1,033
48	SOLID WASTE ASSESSMENT	609	663	670	670	-
49	TOTAL GARBAGE/SOLID WASTE SERVICES	1,017	2,161	1,137	2,170	1,033
50						
51	WATER-SEWER COMB SERVICES					
52	UTILITY - RECLAIMED WATER	56,809	38,471	55,000	40,000	(15,000)
53	UTILITY - POTABLE WATER				15,000	15,000
54	TOTAL WATER-SEWER COMB SERVICES	56,809	38,471	55,000	55,000	-
55						
56	STORMWATER CONTROL					
57	STORMWATER ASSESSMENT	903	611	900	900	-
58	AQUATIC MAINTENANCE	7,620	8,100	7,760	18,000	10,240
59	TOTAL STORMWATER CONTROL	8,523	8,711	8,660	18,900	10,240
60						
61	OTHER PHYSICAL ENVIRONMENT					
62	FIELD OPERATIONS	7,200	1,200	-	-	-
63	CONTRACTS-LANDSCAPE ROW	500	-	-	-	-
64	INSURANCE - PROPERTY	13,528	14,318	17,171	20,605	3,434
65	INSURANCE - GENERAL LIABILITY	3,229	3,579	4,068	5,000	932
66	R&M-IRRIGATION	-	6,115	2,000	10,000	8,000
67	LANDSCAPE MAINTENANCE - GENERAL	175,251	184,134	202,036	142,200	(59,836)
68	LANDSCAPE MAINTENANCE - FERTILIZATION	-	-	-	9,600	9,600
69	LANDSCAPE MAINTENANCE - PEST CONTROL	-	-	-	5,100	5,100
70	LANDSCAPE MAINTENANCE - IRRIGATION	-	-	-	12,000	12,000
71	LANDSCAPE MAINTENANCE - MULCH	-	-	-	24,750	24,750
72	LANDSCAPE MAINTENANCE - ANNUALS	-	-	-	11,340	11,340
73	LANDSCAPE REPLACEMENT	8,577	116	2,000	25,000	23,000
74	HOLIDAY LIGHTING & DECORATIONS	3,995	1,965	2,000	3,000	1,000
75	TOTAL OTHER PHYSICAL ENVIRONMENT	212,280	211,427	229,275	268,595	39,320
76						
77	ROAD AND STREET FACILITIES					
78	R&M-SIDEWALKS			2,000	10,000	8,000

ASTURIA CDD
FISCAL YEAR 2023-2024 ADOPTED BUDGET
GENERAL FUND, OPERATIONS & MAINTENANCE

LINE #	ACCOUNT	FY 2021 ACTUAL	FY 2022 ACTUAL	FY 2023 ADOPTED	FY 2024 ADOPTED	VARIANCE FY23 TO FY24
79	ROADWAY REPAIR & MAINTENANCE	921		5,000	25,000	20,000
80	R&M-PRESSURE WASHING		342	10,000	3,000	(7,000)
81	TOTAL ROAD AND STREET FACILITIES	921	342	17,000	38,000	21,000
82						
83	PARKS AND RECREATION - GENERAL					
84	PAYROLL-SALARIES	82,101	8,329	-	-	-
85	PROFSERV-FIELD MGMT	-	24,825	50,000	70,000	20,000
86	PROFSERV-POOL MAINTENANCE	10,440	11,850	12,000	12,600	600
87	PROFSERV-WILDLIFE MANAGEMENT SERVICE	6,375	875	2,400	2,400	-
88	CONTRACTS-CLEANING SERVICES	1,035	12,848	8,400	16,000	7,600
89	CONTRACTS-MGMT SERVICES	11,023	2,450	-	-	-
90	CONTRACTS-PEST CONTROL	697	605	660	660	-
91	TELEPHONE/FAX/INTERNET SERVICES	2,827	2,795	2,981	3,600	619
92	R&M-FITNESS EQUIPMENT	2,590	1,488	1,500	4,500	3,000
93	AMENITY MAINTENANCE & REPAIRS	7,502	4,461	6,000	10,000	4,000
94	FACILITY A/C & HEATING MAINTENANCE & REPAIR	930	5,159	1,500	1,500	-
95	BOARDWALK AND BRIDGE MAINTENANCE	3,200	-	2,500	2,500	-
96	POOL FURNITURE REPAIR & REPLACEMENT	1,802	2,340	3,500	4,000	500
97	SECURITY SYSTEM MONITORING & MAINT.	3,856	2,376	11,720	12,000	280
98	DOG PARK MAINTENANCE	168	149	250	500	250
99	DOG PARK MULCHING	-	-	-	2,000	2,000
100	MISCELLANEOUS EXPENSES	-	2,585	3,000	-	(3,000)
101	OFFICE SUPPLIES	1,350	325	250	600	350
102	CLUBHOUSE - FACILITY JANITORIAL SUPPLIES	2,706	1,414	3,600	3,600	-
103	GARBAGE & DOG WASTE STATION SUPPLIES	8,216	9,099	8,216	3,000	(5,216)
104	POOL PERMITS	280	280	300	300	-
105	TOTAL PARKS AND RECREATION - GENERAL	147,098	94,253	118,777	149,760	30,983
106						
107	SPECIAL EVENTS					
108	SPECIAL EVENTS	1,284	2,000	4,400	2,500	(1,900)
109	TOTAL SPECIAL EVENTS	1,284	2,000	4,400	2,500	(1,900)
110						
111	CONTINGENCY					
112	MISC-CONTINGENCY	1,000	13,497	176,643	25,000	(151,643)
113	TOTAL CONTINGENCY	1,000	13,497	176,643	25,000	(151,643)
114						
115	RESERVES					
116	RESERVE - FITNESS				-	-
117	RESERVE - POOL			15,000	-	(15,000)
118	RESERVE - ROADS			10,000	50,000	40,000
119	RESERVE - MISC				-	-
120	TOTAL RESERVES	-	-	25,000	50,000	25,000
121						
122	TOTAL EXPENDITURES	756,749	720,497	1,034,994	1,042,659	7,665
123						
124	REVENUES OVER (UNDER) EXPENDITURES	831	220,177	-	-	-

**ASTURIA CDD
FISCAL YEAR 2023-2024 ADOPTED BUDGET
CAPITAL RESERVE FUND (CRF)**

	FY 2022 ACTUAL	FY 2023 ADOPTED	FY 2024 ADOPTED	VARIANCE FY 22 - FY 23
1 REVENUES				
2 SPECIAL ASSESSMENTS - TAX COLLECTOR	\$ 18,456	\$ 18,936	\$ 200,000	\$ 181,064
3 SPECIAL ASSESSMENTS - DISCOUNTS	(722)	(757)		757
4 INTEREST & MISCELLANEOUS	-	-	-	-
5 TOTAL REVENUES	17,734	18,179	200,000	181,821
6				
7 EXPENDITURES				
8 PROPERTY SITE COMPONENTS				
9 ASPHALT PAVEMENT, PATCH	-	-	-	-
10 ASPHALT PAVEMENT, MILL AND OVERLAY, PHASED	-	-	-	-
11 ASPHALT PAVEMENT, TOTAL REPLACEMENT, WALKING PATHS	-	-	-	-
12 BOARDWALKS, WOOD, PHASED	-	-	-	-
13 CONCRETE CURBS AND GUTTERS, PARTIAL	-	-	-	-
14 CONCRETE SIDEWALKS, PARTIAL	-	-	-	-
15 ENTRANCE MONUMENTS, RENOVATIONS	-	-	-	-
16 IRRIGATION SYSTEM, PARTIAL	-	-	-	-
17 LANDSCAPE, PARTIAL REPLACEMENTS	-	-	-	-
18 MAILBOX STATIONS	-	-	-	-
19 MAINTENANCE CART	-	-	-	-
20 PLAYGROUND EQUIPMENT	-	-	-	-
21 SIGNAGE, STREET IDENTIFICATION AND TRAFFIC MANAGEMENT	-	-	-	-
22 SITE FURNITURE	-	-	-	-
23 STORMWATER SYSTEM, PARTIAL	-	-	-	-
24				
25 CLUBHOUSE AND FITNESS CENTER COMPONENTS				
26 AIR HANDLING AND CONDENSING UNITS, SPLIT SYSTEMS	-	-	-	-
27 EXERCISE EQUIPMENT, CARDIOVASCULAR	-	-	-	-
28 EXERCISE EQUIPMENT, STRENGTH TRAINING	-	-	-	-
29 INTERIOR RENOVATIONS, COMPLETE	-	-	-	-
30 INTERIOR RENOVATIONS, PARTIAL	-	-	-	-
31 REST ROOMS, RENOVATIONS	-	-	-	-
32 ROOFS, METAL	-	-	-	-
33 WINDOWS AND DOORS	-	-	-	-
34				
35 POOL COMPONENTS				
36 DECK, PAVERS	-	-	-	-
37 FENCE, ALUMINUM (INCL. DOG PARK AND PLAYGROUND)	-	-	-	-
38 FURNITURE, PHASED	-	-	-	-
39 LIGHT POLES AND FIXTURES, POOL	-	-	-	-
40 MECHANICAL EQUIPMENT, PHASED	-	-	-	-
41 POOL FINISHES, PLASTER AND TILE (INCL. COPING)	-	-	-	-
42 MISC- ASSESSMENT COLLECTION COST	355	379	-	(379)
43 CONTINGENCY	-	17,800	-	(17,800)
44 TOTAL EXPENDITURES	355	18,179	-	(18,179)
45				
46 EXCESS OF REVENUES OVER (UNDER) EXPENDITURES	17,379	-	200,000	200,000
47				
48 OTHER FINANCING SOURCES & USES				
49 TRANSFER IN FROM GENERAL FUND	-	-	-	-
50 TOTAL OTHER FINANCING SOURCES & USES	-	-	-	-
51				
52 NET CHANGE IN FUND BALANCE	17,379	-	200,000	200,000
53				
54 FUND BALANCE				
55 FUND BALANCE - BEGINNING	10,037	27,416	27,416	-
56 NET CHANGE IN FUND BALANCE	17,379	-	200,000	200,000
57 FUND BALANCE - ENDING	\$ 27,416	\$ 27,416	\$ 227,416	\$ 200,000

**ASTURIA CDD
FISCAL YEAR 2023-2024 ADOPTED BUDGET
CONTRACT SUMMARY**

LINE #	FINANCIAL STATEMENT CATEGORY	FY 2023-2024 BUDGETED AMOUNT	COMMENTS (SCOPE)
1	ADMINISTRATIVE		
2	P/R-BOARD OF SUPERVISORS	15,000	
3	FICA TAXES	1,377	
4	PROFSERV-ADMINISTRATIVE	-	
5	PROFSERV-ARBITRAGE REBATE	1,300	
6	PROFSERV-ENGINEERING	20,000	
7	PROFSERV-LEGAL SERVICES-GENERAL	30,000	
8	PROFSERV-LEGAL SERVICES-LAND USE	20,000	NEW LINE
9	PROFSERV-LEGAL SERVICES-DEFECT	10,000	NEW LINE
10	PROFSERV-MGMT CONSULTING	60,000	Vesta
11	PROFSERV-TRUSTEE FEES	8,500	
12	ASSESSMENT ROLL	-	Vesta
13	DISCLOSURE REPORT	-	Vesta
14	ACCOUNTING SERVICES	-	Vesta
15	AUDITING SERVICES	3,600	
16	WEBSITE HOSTING/EMAIL SERVICES	5,500	
17	MAILED NOTICES - POSTAGE	1,000	
18	PUBLIC OFFICIALS INSURANCE	4,103	
19	LEGAL ADVERTISING	1,500	
20	TAX COLLECTOR/PROPERTY APPRAISER FEES	650	
21	FINANCIAL & REVENUE COLLECTIONS	-	
22	DUES, LICENSES, SUBSCRIPTIONS	175	
23	TOTAL ADMINISTRATIVE	182,705	
24			
25	UTILITY SERVICES		
26	ELECTRICITY - STREETLIGHTS	219,365	
27	UTILITY - IRRIGATION	5,134	
28	UTILITY SERVICES	1,380	
29	UTILITY - RECREATION FACILITIES	24,150	
30	TOTAL ELECTRIC UTILITY SERVICES	250,029	
31			
32	GARBAGE/SOLID WASTE SERVICES		
33	GARBAGE - RECREATION FACILITY	1,500	
34	SOLID WASTE ASSESSMENT	670	
35	TOTAL GARBAGE/SOLID WASTE SERVICES	2,170	
36			
37	WATER-SEWER COMB SERVICES		
38	UTILITY - RECLAIMED WATER	40,000	
39	UTILITY - POTABLE WATER	15,000	NEW LINE
40	TOTAL WATER-SEWER COMB SERVICES	55,000	
41			
42	STORMWATER CONTROL		
43	STORMWATER ASSESSMENT	900	
44	AQUATIC MAINTENANCE	18,000	
45	TOTAL STORMWATER CONTROL	18,900	
46			
47	OTHER PHYSICAL ENVIRONMENT		
48	FIELD OPERATIONS	-	
49	CONTRACTS-LANDSCAPE ROW	-	
50	INSURANCE - PROPERTY	20,605	
51	INSURANCE - GENERAL LIABILITY	5,000	
52	R&M-IRRIGATION	10,000	
53	LANDSCAPE MAINTENANCE - GENERAL	142,200	REDTREE CONTRACT
54	LANDSCAPE MAINTENANCE - FERTILIZATION	9,600	REDTREE CONTRACT - NEW LINE
55	LANDSCAPE MAINTENANCE - PEST CONTROL	5,100	REDTREE CONTRACT - NEW LINE
56	LANDSCAPE MAINTENANCE - IRRIGATION	12,000	REDTREE CONTRACT - NEW LINE
57	LANDSCAPE MAINTENANCE - MULCH	24,750	A LA CARTE - NEW LINE
58	LANDSCAPE MAINTENANCE - ANNUALS	11,340	A LA CARTE - NEW LINE
59	LANDSCAPE REPLACEMENT	25,000	
60	HOLIDAY LIGHTING & DECORATIONS	3,000	
61	TOTAL OTHER PHYSICAL ENVIRONMENT	268,595	
62			
63	ROAD AND STREET FACILITIES		
64	R&M-SIDEWALKS	10,000	
65	ROADWAY REPAIR & MAINTENANCE	25,000	
66	R&M-PRESSURE WASHING	3,000	
67	TOTAL ROAD AND STREET FACILITIES	38,000	
68			
69	PARKS AND RECREATION - GENERAL		

ASTURIA CDD
FISCAL YEAR 2023-2024 ADOPTED BUDGET
CONTRACT SUMMARY

LINE #	FINANCIAL STATEMENT CATEGORY	FY 2023-2024 BUDGETED AMOUNT	COMMENTS (SCOPE)
70	PAYROLL-SALARIES	-	
71	PROFSERV-FIELD MGMT	70,000	
72	PROFSERV-POOL MAINTENANCE	12,600	
73	PROFSERV-WILDLIFE MANAGEMENT SERVICE	2,400	
74	CONTRACTS-CLEANING SERVICES	16,000	
75	CONTRACTS-MGMT SERVICES	-	
76	CONTRACTS-PEST CONTROL	660	
77	TELEPHONE/FAX/INTERNET SERVICES	3,600	
78	R&M-FITNESS EQUIPMENT	4,500	
79	AMENITY MAINTENANCE & REPAIRS	10,000	
80	FACILITY A/C & HEATING MAINTENANCE & REPAIR	1,500	
81	BOARDWALK AND BRIDGE MAINTENANCE	2,500	
82	POOL FURNITURE REPAIR & REPLACEMENT	4,000	
83	SECURITY SYSTEM MONITORING & MAINT.	12,000	
84	DOG PARK MAINTENANCE	500	
85	DOG PARK MULCHING	2,000	NEW LINE
86	MISCELLANEOUS EXPENSES	-	REMOVED
87	OFFICE SUPPLIES	600	
88	CLUBHOUSE - FACILITY JANITORIAL SUPPLIES	3,600	
89	GARBAGE & DOG WASTE STATION SUPPLIES	3,000	
90	POOL PERMITS	300	
91	TOTAL PARKS AND RECREATION - GENERAL	149,760	
92			
93	SPECIAL EVENTS		
94	SPECIAL EVENTS	2,500	
95	TOTAL SPECIAL EVENTS	2,500	
96			
97	CONTINGENCY		
98	MISC-CONTINGENCY	25,000	
99	TOTAL CONTINGENCY	25,000	
100			
101	TOTAL EXPENDITURES	992,659	
102			
103	RESERVES		
104	RESERVE - FITNESS		
105	RESERVE - POOL		
106	RESERVE - ROADS	50,000	
107	RESERVE - MISC.		
108	TOTAL EXPENDITURES & RESERVES	1,042,659	

ASTURIA CDD
FISCAL YEAR 2023-2024 ADOPTED BUDGET
DEBT SERVICE REQUIREMENT, SERIES 2014A-1 & 2016A-1

	SERIES 2014A-1	SERIES 2016A-1	TOTAL FY 2024
REVENUE			
SPECIAL ASSESSMENTS - ON-ROLL (NET)	\$ 561,174	\$ 141,144	\$ 702,318
TOTAL REVENUE	561,174	141,144	702,318
EXPENDITURES			
INTEREST EXPENSE			
May 1, 2024	202,053	48,499	250,552
November 1, 2024	197,453	47,476	244,929
PRINCIPAL RETIREMENT			
May 1, 2024	160,000	45,000	205,000
TOTAL EXPENDITURES	559,506	140,975	700,481
EXCESS OF REVENUE OVER (UNDER) EXPENDITURES	\$ 1,668	\$ 169	\$ 1,837

TOTAL NET ASSESSMENT	702,318.00
COUNTY COLLECTION & EARLY PMT DISC.	44,828.81
TOTAL GROSS ON ROLL	\$ 747,146.81

**ASTURIA CDD
FISCAL YEAR 2023-2024 PROPOSED BUDGET
SERIES 2014A-1 AMORTIZATION SCHEDULE**

Period Ending	Principal	Coupon	Interest	Debt Service	Annual Debt Service	Bonds Outstanding
						7,060,000
5/1/2023	150,000	5.750%	206,365	356,365		6,910,000
11/1/2023			202,053	202,053	558,418	6,910,000
5/1/2024	160,000	5.750%	202,053	362,053		6,750,000
11/1/2024			197,453	197,453	559,505	6,750,000
5/1/2025	170,000	5.750%	197,453	367,453		6,580,000
11/1/2025			192,565	192,565	560,018	6,580,000
5/1/2026	180,000	5.750%	192,565	372,565		6,400,000
11/1/2026			187,390	187,390	559,955	6,400,000
5/1/2027	190,000	5.750%	187,390	377,390		6,210,000
11/1/2027			181,928	181,928	559,318	6,210,000
5/1/2028	200,000	5.750%	181,928	381,928		6,010,000
11/1/2028			176,178	176,178	558,105	6,010,000
5/1/2029	215,000	5.750%	176,178	391,178		5,795,000
11/1/2029			169,996	169,996	561,174	5,795,000
5/1/2030	225,000	5.750%	169,996	394,996		5,570,000
11/1/2030			163,528	163,528	558,524	5,570,000
5/1/2031	240,000	5.750%	163,528	403,528		5,330,000
11/1/2031			156,628	156,628	560,155	5,330,000
5/1/2032	255,000	5.750%	156,628	411,628		5,075,000
11/1/2032			149,296	149,296	560,924	5,075,000
5/1/2033	270,000	5.750%	149,296	419,296		4,805,000
11/1/2033			141,534	141,534	560,830	4,805,000
5/1/2034	285,000	5.750%	141,534	426,534		4,520,000
11/1/2034			133,340	133,340	559,874	4,520,000
5/1/2035	300,000	5.900%	133,340	433,340		4,220,000
11/1/2035			124,490	124,490	557,830	4,220,000
5/1/2036	320,000	5.900%	124,490	444,490		3,900,000
11/1/2036			115,050	115,050	559,540	3,900,000
5/1/2037	340,000	5.900%	115,050	455,050		3,560,000
11/1/2037			105,020	105,020	560,070	3,560,000
5/1/2038	360,000	5.900%	105,020	465,020		3,200,000
11/1/2038			94,400	94,400	559,420	3,200,000
5/1/2039	380,000	5.900%	94,400	474,400		2,820,000
11/1/2039			83,190	83,190	557,590	2,820,000
5/1/2040	405,000	5.900%	83,190	488,190		2,415,000
11/1/2040			71,243	71,243	559,433	2,415,000
5/1/2041	430,000	5.900%	71,243	501,243		1,985,000
11/1/2041			58,558	58,558	559,800	1,985,000
5/1/2042	455,000	5.900%	58,558	513,558		1,530,000
11/1/2042			45,135	45,135	558,693	1,530,000
5/1/2043	480,000	5.900%	45,135	525,135		1,050,000
11/1/2043			30,975	30,975	556,110	1,050,000
5/1/2044	510,000	5.900%	30,975	540,975		540,000
11/1/2044			15,930	15,930	556,905	540,000
5/1/2045	540,000	5.900%	15,930	555,930	555,930	-
Total	\$ 7,060,000		\$ 5,798,118	\$ 12,858,118	\$ 12,858,118	

Max Annual DS: 561,174

Footnote:

Data herein for the CDD's budgetary process purposes only.

ASTURIA CDD
FISCAL YEAR 2023-2024 PROPOSED BUDGET
SERIES 2016A-1 AMORTIZATION SCHEDULE

Period Ending	Principal	Coupon	Interest	Debt Service	Annual Debt Service	Bonds Outstanding
						1,880,000
5/1/2023	40,000	4.550%	49,436	89,436		1,840,000
11/1/2023			48,526	48,526	137,963	1,840,000
5/1/2024	45,000	4.550%	48,526	93,526		1,795,000
11/1/2024			47,503	47,503	141,029	1,795,000
5/1/2025	45,000	4.550%	47,503	92,503		1,750,000
11/1/2025			46,479	46,479	138,981	1,750,000
5/1/2026	45,000	4.550%	46,479	91,479		1,705,000
11/1/2026			45,455	45,455	136,934	1,705,000
5/1/2027	50,000	5.250%	45,455	95,455		1,655,000
11/1/2027			44,143	44,143	139,598	1,655,000
5/1/2028	50,000	5.250%	44,143	94,143		1,605,000
11/1/2028			42,830	42,830	136,973	1,605,000
5/1/2029	55,000	5.250%	42,830	97,830		1,550,000
11/1/2029			41,386	41,386	139,216	1,550,000
5/1/2030	60,000	5.250%	41,386	101,386		1,490,000
11/1/2030			39,811	39,811	141,198	1,490,000
5/1/2031	60,000	5.250%	39,811	99,811		1,430,000
11/1/2031			38,236	38,236	138,048	1,430,000
5/1/2032	65,000	5.250%	38,236	103,236		1,365,000
11/1/2032			36,530	36,530	139,766	1,365,000
5/1/2033	65,000	5.250%	36,530	101,530		1,300,000
11/1/2033			34,824	34,824	136,354	1,300,000
5/1/2034	70,000	5.250%	34,824	104,824		1,230,000
11/1/2034			32,986	32,986	137,810	1,230,000
5/1/2035	75,000	5.250%	32,986	107,986		1,155,000
11/1/2035			31,018	31,018	139,004	1,155,000
5/1/2036	80,000	5.250%	31,018	111,018		1,075,000
11/1/2036			28,918	28,918	139,935	1,075,000
5/1/2037	85,000	5.380%	28,918	113,918		990,000
11/1/2037			26,631	26,631	140,549	990,000
5/1/2038	90,000	5.380%	26,631	116,631		900,000
11/1/2038			24,210	24,210	140,841	900,000
5/1/2039	90,000	5.380%	24,210	114,210		810,000
11/1/2039			21,789	21,789	135,999	810,000
5/1/2040	95,000	5.380%	21,789	116,789		715,000
11/1/2040			19,234	19,234	136,023	715,000
5/1/2041	105,000	5.380%	19,234	124,234		610,000
11/1/2041			16,409	16,409	140,643	610,000
5/1/2042	110,000	5.380%	16,409	126,409		500,000
11/1/2042			13,450	13,450	139,859	500,000
5/1/2043	115,000	5.380%	13,450	128,450		385,000
11/1/2043			10,357	10,357	138,807	385,000
5/1/2044	120,000	5.380%	10,357	130,357		265,000
11/1/2044			7,129	7,129	137,485	265,000
5/1/2045	130,000	5.380%	7,129	137,129		135,000
11/1/2045			3,632	3,632	140,760	135,000
5/1/2046	135,000	5.380%	3,632	138,632		-
Total	\$ 1,880,000		\$ 1,452,402	\$ 3,332,402	\$ 3,332,402	

Max Annual DS: 141,198

Footnote:

Data herein for the CDD's budgetary process purposes only.

**ASTURIA CDD
FISCAL YEAR 2023-2024 ADOPTED BUDGET
ASSESSMENT ALLOCATION**

EQUALIZED COSTS	
NET O&M EQUALIZED BUDGET	\$654,694.00
COUNTY COLLECTION COSTS (2%)	\$13,929.66
EARLY PAYMENT DISCOUNT (4%)	\$27,859.32
GROSS O&M EQUALIZED ASSESSMENT	\$696,482.98

STRATIFIED COSTS	
NET O&M STRATIFIED BUDGET	\$366,265.00
COUNTY COLLECTION COSTS (2%)	\$7,792.87
EARLY PAYMENT DISCOUNT (4%)	\$15,585.74
GROSS O&M STRATIFIED ASSESSMENT	\$389,643.62

CAPITAL RESERVE FUND (CRF)	
NET CAPITAL RESERVE FUND	\$200,000.00
COUNTY COLLECTION COSTS (2%)	\$4,255.32
EARLY PAYMENT DISCOUNT (4%)	\$8,510.64
GROSS CRF ASSESSMENT	\$212,765.96

UNIT TYPE	PHASE	UNITS ASSESSED		ALLOCATION OF ADMIN O&M ASSESSMENT					ALLOCATION OF FIELD O&M ASSESSMENT					ALLOCATION OF CAPITAL RESERVE ASSESSMENT											
		O&M	SERIES 2014A-1 DEBT SERVICE (1)	SERIES 2016A-1 DEBT SERVICE (1)	ERU FACTOR	TOTAL ERU's	% TOTAL ERU's	TOTAL ADMIN O&M	ADMIN O&M PER LOT	ERU FACTOR	TOTAL ERU's	% TOTAL ERU's	TOTAL FIELD O&M	FIELD O&M PER LOT	ERU FACTOR	TOTAL ERU's	% TOTAL ERU's	TOTAL CAPITAL RESERVE	CAPITAL RESERVE PER LOT						
SINGLE FAMILY 36' TND	1	32	32		1.00	32.0	4.79%	\$33,364.45	\$1,042.64	0.65	20.9	3.53%	\$13,750.72	\$429.71	1.00	32.0	4.79%	\$10,192.38	\$318.51						
SINGLE FAMILY 45' TND	1	41	41		1.00	41.0	6.14%	\$42,748.21	\$1,042.64	0.82	33.5	5.65%	\$22,022.63	\$537.14	1.00	41.0	6.14%	\$13,058.99	\$318.51						
SINGLE FAMILY 55' TND	1	57	57		1.00	57.0	8.53%	\$59,430.43	\$1,042.64	1.00	57.0	9.60%	\$37,420.57	\$656.50	1.00	57.0	8.53%	\$18,155.18	\$318.51						
SINGLE FAMILY 55'	1	69	69		1.00	69.0	10.33%	\$71,942.10	\$1,042.64	1.00	69.0	11.63%	\$45,298.58	\$656.50	1.00	69.0	10.33%	\$21,977.32	\$318.51						
SINGLE FAMILY 65'	1	49	49		1.00	49.0	7.34%	\$51,089.52	\$1,042.64	1.18	57.9	9.76%	\$38,017.39	\$775.87	1.00	49.0	7.34%	\$15,607.08	\$318.51						
SINGLE FAMILY 55'	2	126	126		1.00	126.0	18.86%	\$131,372.54	\$1,042.64	1.00	126.0	21.23%	\$82,719.15	\$656.50	1.00	126.0	18.86%	\$40,132.50	\$318.51						
SINGLE FAMILY 65'	2	31	31		1.00	31.0	4.64%	\$32,321.81	\$1,042.64	1.18	36.6	6.17%	\$24,051.82	\$775.87	1.00	31.0	4.64%	\$9,873.87	\$318.51						
SINGLE FAMILY 45' TND	3	43	43		1.00	43.0	6.44%	\$44,833.49	\$1,042.64	0.82	35.2	5.93%	\$23,096.91	\$537.14	1.00	43.0	6.44%	\$13,696.01	\$318.51						
SINGLE FAMILY 55' TND	3	25	25		1.00	25.0	3.74%	\$26,065.98	\$1,042.64	1.00	25.0	4.21%	\$16,412.53	\$656.50	1.00	25.0	3.74%	\$7,962.80	\$318.51						
SINGLE FAMILY 65'	3	8	8		1.00	8.0	1.20%	\$8,341.11	\$1,042.64	1.18	9.5	1.59%	\$6,206.92	\$775.87	1.00	8.0	1.20%	\$2,548.10	\$318.51						
TOWNHOMES	3	108		108	1.00	108.0	16.17%	\$112,605.03	\$1,042.64	0.40	43.2	7.28%	\$28,360.85	\$262.60	1.00	108.0	16.17%	\$34,399.29	\$318.51						
SINGLE FAMILY 55'	3	22		22	1.00	22.0	3.29%	\$22,938.06	\$1,042.64	1.00	22.0	3.71%	\$14,443.03	\$656.50	1.00	22.0	3.29%	\$7,007.26	\$318.51						
SINGLE FAMILY 65'	3	18		18	1.00	18.0	2.69%	\$18,767.51	\$1,042.64	1.18	21.3	3.58%	\$13,965.57	\$775.87	1.00	18.0	2.69%	\$5,733.21	\$318.51						
SINGLE FAMILY 65'	4	22		22	1.00	22.0	3.29%	\$22,938.06	\$1,042.64	1.18	26.0	4.38%	\$17,069.03	\$775.87	1.00	22.0	3.29%	\$7,007.26	\$318.51						
TOWNHOMES	5	10		10	1.00	10.0	1.50%	\$10,426.39	\$1,042.64	0.40	4.0	0.67%	\$2,626.00	\$262.60	1.00	10.0	1.50%	\$3,185.12	\$318.51						
SINGLE FAMILY 50'	5	7		7	1.00	7.0	1.05%	\$7,298.47	\$1,042.64	0.91	6.4	1.07%	\$4,181.91	\$597.42	1.00	7.0	1.05%	\$2,229.58	\$318.51						
		668	481	187	668.0					100.00%	\$696,482.98	593.5					100.00%	\$389,643.62	668.0					112.55%	\$212,765.96

UNIT TYPE	PHASE	PER UNIT ANNUAL ASSESSMENT (2)			PROPOSED TOTAL PER UNIT (3)
		TOTAL O&M & CRF PER LOT	SERIES 2014A-1 DEBT SERVICE	SERIES 2016A-1 DEBT SERVICE	
SINGLE FAMILY 36' TND	1	\$1,790.86	\$950.00		\$2,740.86
SINGLE FAMILY 45' TND	1	\$1,898.29	\$1,100.00		\$2,998.29
SINGLE FAMILY 55' TND	1	\$2,017.65	\$1,250.00		\$3,267.65
SINGLE FAMILY 55'	1	\$2,017.65	\$1,300.00		\$3,317.65
SINGLE FAMILY 65'	1	\$2,137.02	\$1,350.00		\$3,487.02
SINGLE FAMILY 55'	2	\$2,017.65	\$1,300.00		\$3,317.65
SINGLE FAMILY 65'	2	\$2,137.02	\$1,350.00		\$3,487.02
SINGLE FAMILY 45' TND	3	\$1,898.29	\$1,100.00		\$2,998.29
SINGLE FAMILY 55' TND	3	\$2,017.65	\$1,250.00		\$3,267.65
SINGLE FAMILY 65'	3	\$2,137.02	\$1,350.00		\$3,487.02
TOWNHOMES	3	\$1,623.75		\$500.00	\$2,123.75
SINGLE FAMILY 55'	3	\$2,017.65		\$1,300.00	\$3,317.65
SINGLE FAMILY 65'	3	\$2,137.02		\$1,350.00	\$3,487.02
SINGLE FAMILY 65'	4	\$2,137.02		\$1,350.00	\$3,487.02
TOWNHOMES	5	\$1,623.75		\$500.00	\$2,123.75
SINGLE FAMILY 50'	5	\$1,958.57		\$1,275.00	\$3,233.57

FY 2023 PER LOT	VARIANCE FY23 TO FY24 PER LOT	% VARIANCE
\$2,467.18	\$273.68	11.09%
\$2,679.61	\$318.68	11.89%
\$2,898.97	\$368.68	12.72%
\$2,948.97	\$368.68	12.50%
\$3,068.33	\$418.69	13.65%
\$2,948.97	\$368.68	12.50%
\$3,068.33	\$418.69	13.65%
\$2,679.61	\$318.68	11.89%
\$2,898.97	\$368.68	12.72%
\$3,068.33	\$418.69	13.65%
\$1,920.08	\$203.67	10.61%
\$2,948.97	\$368.68	12.50%
\$3,068.33	\$418.69	13.65%
\$3,068.33	\$418.69	13.65%
\$1,920.08	\$203.67	10.61%
\$2,889.63	\$343.94	11.90%

(1) Reflects the total number of lots with Series 2014A-1 and 2016A-1 debt outstanding.

(2) Annual debt service assessments per unit adopted in connection with the Series 2014A-1 & 2016A-1 bond issuances. Annual Debt Service Assessments includes principal, interest, Pasco County collection costs and early payment discounts.

(3) Annual assessments that will appear on the November, 2023 Pasco County property tax bill. Amount shown includes all applicable county collection costs (2%) and early payment discounts (up to 4% if paid early).

EXHIBIT 3

RESOLUTION 2023-11

THE ANNUAL APPROPRIATION RESOLUTION OF THE ASTURIA COMMUNITY DEVELOPMENT DISTRICT (“DISTRICT”) RELATING TO THE ANNUAL APPROPRIATIONS AND ADOPTING THE BUDGET FOR THE FISCAL YEAR BEGINNING OCTOBER 1, 2023, AND ENDING SEPTEMBER 30, 2024; AUTHORIZING BUDGET AMENDMENTS; AND PROVIDING AN EFFECTIVE DATE.

WHEREAS, the District Manager has, prior to the fifteenth (15th) day in June, 2023, submitted to the Board of Supervisors (“**Board**”) of the Asturia Community Development District (“**District**”) a proposed budget (“**Proposed Budget**”) for the fiscal year beginning October 1, 2023 and ending September 30, 2024 (“**Fiscal Year 2023/2024**”) along with an explanatory and complete financial plan for each fund of the District, pursuant to the provisions of Section 190.008(2)(a), *Florida Statutes*; and

WHEREAS, at least sixty (60) days prior to the adoption of the Proposed Budget, the District filed a copy of the Proposed Budget with the local governing authorities having jurisdiction over the area included in the District pursuant to the provisions of Section 190.008(2)(b), *Florida Statutes*; and

WHEREAS, the Board set a public hearing thereon and caused notice of such public hearing to be given by publication pursuant to Section 190.008(2)(a), *Florida Statutes*; and

WHEREAS, the District Manager posted the Proposed Budget on the District’s website at least two days before the public hearing; and

WHEREAS, Section 190.008(2)(a), *Florida Statutes*, requires that, prior to October 1st of each year, the Board, by passage of the Annual Appropriation Resolution, shall adopt a budget for the ensuing fiscal year and appropriate such sums of money as the Board deems necessary to defray all expenditures of the District during the ensuing fiscal year; and

WHEREAS, the District Manager has prepared a Proposed Budget, whereby the budget shall project the cash receipts and disbursements anticipated during a given time period, including reserves for contingencies for emergency or other unanticipated expenditures during the fiscal year.

NOW, THEREFORE, BE IT RESOLVED BY THE BOARD OF SUPERVISORS OF THE ASTURIA COMMUNITY DEVELOPMENT DISTRICT:

SECTION 1. BUDGET.

- a. The Board has reviewed the Proposed Budget, a copy of which is on file with the office of the District Manager and at the District’s Local Records Office, and hereby approves certain amendments thereto, as shown in Section 2 below.

- b. The Proposed Budget, attached hereto as **Exhibit “A,”** as amended by the Board, is hereby adopted in accordance with the provisions of Section 190.008(2)(a), *Florida Statutes* (“**Adopted Budget**”), and incorporated herein by reference; provided, however, that the comparative figures contained in the Adopted Budget may be subsequently revised as deemed necessary by the District Manager to reflect actual revenues and expenditures.
- c. The Adopted Budget, as amended, shall be maintained in the office of the District Manager and at the District’s Local Records Office and identified as “The Budget for the Asturia Community Development District for the Fiscal Year Ending September 30, 2024.”
- d. The Adopted Budget shall be posted by the District Manager on the District’s official website within thirty (30) days after adoption, and shall remain on the website for at least 2 years.

SECTION 2. APPROPRIATIONS.

There is hereby appropriated out of the revenues of the District, for Fiscal Year 2023/2024, the sum of \$1,923,277 to be raised by the levy of assessments and/or otherwise, which sum is deemed by the Board to be necessary to defray all expenditures of the District during said budget year, to be divided and appropriated in the following fashion:

TOTAL GENERAL FUND	<u>\$1,020,959</u>
RESERVE FUND	<u>\$200,000</u>
DEBT SERVICE FUND (SERIES 2014)	<u>\$561,174</u>
DEBT SERVICE FUND (SERIES 2016)	<u>\$141,144</u>
TOTAL ALL FUNDS	<u>\$1,923,277</u>

SECTION 3. BUDGET AMENDMENTS.

Pursuant to Section 189.016, *Florida Statutes*, the District at any time within Fiscal Year 2023/2024 or within 60 days following the end of the Fiscal Year 2023/2024 may amend its Adopted Budget for that fiscal year as follows:

- a. The Board may authorize an increase or decrease in line item appropriations within a fund by motion recorded in the minutes if the total appropriations of the fund do not increase.
- b. The District Manager or Treasurer may authorize an increase or decrease in line item appropriations within a fund if the total appropriations of the fund do not

increase and if the aggregate change in the original appropriation item does not exceed \$10,000 or 10% of the original appropriation.

- c. By resolution, the Board may increase any appropriation item and/or fund to reflect receipt of any additional unbudgeted monies and make the corresponding change to appropriations or the unappropriated balance.
- d. Any other budget amendments shall be adopted by resolution and consistent with Florida law.

The District Manager or Treasurer must establish administrative procedures to ensure that any budget amendments are in compliance with this Section 3 and Section 189.016, *Florida Statutes*, among other applicable laws. Among other procedures, the District Manager or Treasurer must ensure that any amendments to budget under subparagraphs c. and d. above are posted on the District’s website within 5 days after adoption and remain on the website for at least 2 years.

SECTION 4. EFFECTIVE DATE. This Resolution shall take effect immediately upon adoption.

PASSED AND ADOPTED this 25th day of July 2023.

ATTEST:

**ASTURIA COMMUNITY
DEVELOPMENT DISTRICT**

Secretary/Assistant Secretary

By: _____

Its: _____

Exhibit A: Budget

**ASTURIA CDD
FISCAL YEAR 2023-2024 ADOPTED BUDGET
GENERAL FUND, OPERATIONS & MAINTENANCE**

LINE #	ACCOUNT	FY 2021 ACTUAL	FY 2022 ACTUAL	FY 2023 ADOPTED	FY 2024 ADOPTED	VARIANCE FY23 TO FY24
1	REVENUES					
2	SPECIAL ASSMNTS- TAX COLLECTOR	\$ 671,236	\$ 894,514	\$ 1,054,160	\$ 1,020,959	(33,201)
3	SPECIAL ASSMNTS- CDD COLLECTED	41,793	21,267			-
4	SPECIAL ASSMNTS- DISCOUNTS		(35,014)	(42,166)	-	42,166
5	DEVELOPER CONTRIBUTION	40,964	33,127			-
6	INTEREST - INVESTMENTS	25	2,286			-
7	OTHER MISCELLANEOUS REVENUES		15,636	15,000	15,000	-
8	ROOM RENTALS		8,259	5,000	4,000	(1,000)
9	EVENT FEES	3,562	374	2,500	2,500	-
10	ACCESS CARDS		225	500	200	(300)
11	TOTAL REVENUES	757,580	940,674	1,034,994	1,042,659	7,665
12						
13	EXPENDITURES					
14	ADMINISTRATIVE					
15	P/R-BOARD OF SUPERVISORS	7,800	10,600	12,000	15,000	3,000
16	FICA TAXES		765	918	1,377	459
17	PROFSERV-ADMINISTRATIVE	5,400	855	-	-	-
18	PROFSERV-ARBITRAGE REBATE	500	1,000	1,000	1,300	300
19	PROFSERV-ENGINEERING	9,595	37,573	20,000	20,000	-
20	PROFSERV-LEGAL SERVICES-GENERAL	42,900	47,567	45,000	30,000	(15,000)
21	PROFSERV-LEGAL SERVICES-LAND USE	-	-	-	20,000	20,000
22	PROFSERV-LEGAL SERVICES-DEFECT	-	-	-	10,000	10,000
23	PROFSERV-MGMT CONSULTING	19,914	51,449	57,955	60,000	2,045
24	PROFSERV-TRUSTEE FEES	8,500	7,458	8,500	8,500	-
25	ASSESSMENT ROLL	5,000	4,750	-	-	-
26	DISCLOSURE REPORT	5,000	-	-	-	-
27	ACCOUNTING SERVICES	18,000	2,850	-	-	-
28	AUDITING SERVICES	3,600	3,575	3,575	3,600	25
29	WEBSITE HOSTING/EMAIL SERVICES	3,818	3,649	5,500	5,500	-
30	MAILED NOTICES - POSTAGE	923	730	600	1,000	400
31	PUBLIC OFFICIALS INSURANCE	2,960	3,870	3,730	4,103	373
32	LEGAL ADVERTISING	3,861	2,769	1,500	1,500	-
33	MISC - ASSESSMENT COLLECTION COST		14,728	21,083	-	(21,083)
34	TAX COLLECTOR/PROPERTY APPRAISER FEES	150	150	150	650	500
35	FINANCIAL & REVENUE COLLECTIONS	3,600	570	-	-	-
36	DUES, LICENSES, SUBSCRIPTIONS	175	175	175	175	-
37	TOTAL ADMINISTRATIVE	141,696	195,083	181,686	182,705	1,019
38						
39	UTILITY SERVICES					
40	ELECTRICITY - STREETLIGHTS	160,929	125,949	190,752	219,365	28,613
41	UTILITY - IRRIGATION	2,286	7,194	4,464	5,134	670
42	UTILITY SERVICES	574	339	1,200	1,380	180
43	UTILITY - RECREATION FACILITIES	22,332	21,070	21,000	24,150	3,150
44	TOTAL ELECTRIC UTILITY SERVICES	186,121	154,552	217,416	250,029	32,613
45						
46	GARBAGE/SOLID WASTE SERVICES					
47	GARBAGE - RECREATION FACILITY	408	1,498	467	1,500	1,033
48	SOLID WASTE ASSESSMENT	609	663	670	670	-
49	TOTAL GARBAGE/SOLID WASTE SERVICES	1,017	2,161	1,137	2,170	1,033
50						
51	WATER-SEWER COMB SERVICES					
52	UTILITY - RECLAIMED WATER	56,809	38,471	55,000	40,000	(15,000)
53	UTILITY - POTABLE WATER				15,000	15,000
54	TOTAL WATER-SEWER COMB SERVICES	56,809	38,471	55,000	55,000	-
55						
56	STORMWATER CONTROL					
57	STORMWATER ASSESSMENT	903	611	900	900	-
58	AQUATIC MAINTENANCE	7,620	8,100	7,760	18,000	10,240
59	TOTAL STORMWATER CONTROL	8,523	8,711	8,660	18,900	10,240
60						
61	OTHER PHYSICAL ENVIRONMENT					
62	FIELD OPERATIONS	7,200	1,200	-	-	-
63	CONTRACTS-LANDSCAPE ROW	500	-	-	-	-
64	INSURANCE - PROPERTY	13,528	14,318	17,171	20,605	3,434
65	INSURANCE - GENERAL LIABILITY	3,229	3,579	4,068	5,000	932
66	R&M-IRRIGATION	-	6,115	2,000	10,000	8,000
67	LANDSCAPE MAINTENANCE - GENERAL	175,251	184,134	202,036	142,200	(59,836)
68	LANDSCAPE MAINTENANCE - FERTILIZATION	-	-	-	9,600	9,600
69	LANDSCAPE MAINTENANCE - PEST CONTROL	-	-	-	5,100	5,100
70	LANDSCAPE MAINTENANCE - IRRIGATION	-	-	-	12,000	12,000
71	LANDSCAPE MAINTENANCE - MULCH	-	-	-	24,750	24,750
72	LANDSCAPE MAINTENANCE - ANNUALS	-	-	-	11,340	11,340
73	LANDSCAPE REPLACEMENT	8,577	116	2,000	25,000	23,000
74	HOLIDAY LIGHTING & DECORATIONS	3,995	1,965	2,000	3,000	1,000
75	TOTAL OTHER PHYSICAL ENVIRONMENT	212,280	211,427	229,275	268,595	39,320
76						
77	ROAD AND STREET FACILITIES					
78	R&M-SIDEWALKS			2,000	10,000	8,000

ASTURIA CDD
FISCAL YEAR 2023-2024 ADOPTED BUDGET
GENERAL FUND, OPERATIONS & MAINTENANCE

LINE #	ACCOUNT	FY 2021 ACTUAL	FY 2022 ACTUAL	FY 2023 ADOPTED	FY 2024 ADOPTED	VARIANCE FY23 TO FY24
79	ROADWAY REPAIR & MAINTENANCE	921		5,000	25,000	20,000
80	R&M-PRESSURE WASHING		342	10,000	3,000	(7,000)
81	TOTAL ROAD AND STREET FACILITIES	921	342	17,000	38,000	21,000
82						
83	PARKS AND RECREATION - GENERAL					
84	PAYROLL-SALARIES	82,101	8,329	-	-	-
85	PROFSERV-FIELD MGMT	-	24,825	50,000	70,000	20,000
86	PROFSERV-POOL MAINTENANCE	10,440	11,850	12,000	12,600	600
87	PROFSERV-WILDLIFE MANAGEMENT SERVICE	6,375	875	2,400	2,400	-
88	CONTRACTS-CLEANING SERVICES	1,035	12,848	8,400	16,000	7,600
89	CONTRACTS-MGMT SERVICES	11,023	2,450	-	-	-
90	CONTRACTS-PEST CONTROL	697	605	660	660	-
91	TELEPHONE/FAX/INTERNET SERVICES	2,827	2,795	2,981	3,600	619
92	R&M-FITNESS EQUIPMENT	2,590	1,488	1,500	4,500	3,000
93	AMENITY MAINTENANCE & REPAIRS	7,502	4,461	6,000	10,000	4,000
94	FACILITY A/C & HEATING MAINTENANCE & REPAIR	930	5,159	1,500	1,500	-
95	BOARDWALK AND BRIDGE MAINTENANCE	3,200	-	2,500	2,500	-
96	POOL FURNITURE REPAIR & REPLACEMENT	1,802	2,340	3,500	4,000	500
97	SECURITY SYSTEM MONITORING & MAINT.	3,856	2,376	11,720	12,000	280
98	DOG PARK MAINTENANCE	168	149	250	500	250
99	DOG PARK MULCHING	-	-	-	2,000	2,000
100	MISCELLANEOUS EXPENSES	-	2,585	3,000	-	(3,000)
101	OFFICE SUPPLIES	1,350	325	250	600	350
102	CLUBHOUSE - FACILITY JANITORIAL SUPPLIES	2,706	1,414	3,600	3,600	-
103	GARBAGE & DOG WASTE STATION SUPPLIES	8,216	9,099	8,216	3,000	(5,216)
104	POOL PERMITS	280	280	300	300	-
105	TOTAL PARKS AND RECREATION - GENERAL	147,098	94,253	118,777	149,760	30,983
106						
107	SPECIAL EVENTS					
108	SPECIAL EVENTS	1,284	2,000	4,400	2,500	(1,900)
109	TOTAL SPECIAL EVENTS	1,284	2,000	4,400	2,500	(1,900)
110						
111	CONTINGENCY					
112	MISC-CONTINGENCY	1,000	13,497	176,643	25,000	(151,643)
113	TOTAL CONTINGENCY	1,000	13,497	176,643	25,000	(151,643)
114						
115	RESERVES					
116	RESERVE - FITNESS				-	-
117	RESERVE - POOL			15,000	-	(15,000)
118	RESERVE - ROADS			10,000	50,000	40,000
119	RESERVE - MISC				-	-
120	TOTAL RESERVES	-	-	25,000	50,000	25,000
121						
122	TOTAL EXPENDITURES	756,749	720,497	1,034,994	1,042,659	7,665
123						
124	REVENUES OVER (UNDER) EXPENDITURES	831	220,177	-	-	-

**ASTURIA CDD
FISCAL YEAR 2023-2024 ADOPTED BUDGET
CAPITAL RESERVE FUND (CRF)**

	FY 2022 ACTUAL	FY 2023 ADOPTED	FY 2024 ADOPTED	VARIANCE FY 22 - FY 23
1 REVENUES				
2 SPECIAL ASSESSMENTS - TAX COLLECTOR	\$ 18,456	\$ 18,936	\$ 200,000	\$ 181,064
3 SPECIAL ASSESSMENTS - DISCOUNTS	(722)	(757)		757
4 INTEREST & MISCELLANEOUS	-	-	-	-
5 TOTAL REVENUES	17,734	18,179	200,000	181,821
6				
7 EXPENDITURES				
8 PROPERTY SITE COMPONENTS				
9 ASPHALT PAVEMENT, PATCH	-	-	-	-
10 ASPHALT PAVEMENT, MILL AND OVERLAY, PHASED	-	-	-	-
11 ASPHALT PAVEMENT, TOTAL REPLACEMENT, WALKING PATHS	-	-	-	-
12 BOARDWALKS, WOOD, PHASED	-	-	-	-
13 CONCRETE CURBS AND GUTTERS, PARTIAL	-	-	-	-
14 CONCRETE SIDEWALKS, PARTIAL	-	-	-	-
15 ENTRANCE MONUMENTS, RENOVATIONS	-	-	-	-
16 IRRIGATION SYSTEM, PARTIAL	-	-	-	-
17 LANDSCAPE, PARTIAL REPLACEMENTS	-	-	-	-
18 MAILBOX STATIONS	-	-	-	-
19 MAINTENANCE CART	-	-	-	-
20 PLAYGROUND EQUIPMENT	-	-	-	-
21 SIGNAGE, STREET IDENTIFICATION AND TRAFFIC MANAGEMENT	-	-	-	-
22 SITE FURNITURE	-	-	-	-
23 STORMWATER SYSTEM, PARTIAL	-	-	-	-
24				
25 CLUBHOUSE AND FITNESS CENTER COMPONENTS				
26 AIR HANDLING AND CONDENSING UNITS, SPLIT SYSTEMS	-	-	-	-
27 EXERCISE EQUIPMENT, CARDIOVASCULAR	-	-	-	-
28 EXERCISE EQUIPMENT, STRENGTH TRAINING	-	-	-	-
29 INTERIOR RENOVATIONS, COMPLETE	-	-	-	-
30 INTERIOR RENOVATIONS, PARTIAL	-	-	-	-
31 REST ROOMS, RENOVATIONS	-	-	-	-
32 ROOFS, METAL	-	-	-	-
33 WINDOWS AND DOORS	-	-	-	-
34				
35 POOL COMPONENTS				
36 DECK, PAVERS	-	-	-	-
37 FENCE, ALUMINUM (INCL. DOG PARK AND PLAYGROUND)	-	-	-	-
38 FURNITURE, PHASED	-	-	-	-
39 LIGHT POLES AND FIXTURES, POOL	-	-	-	-
40 MECHANICAL EQUIPMENT, PHASED	-	-	-	-
41 POOL FINISHES, PLASTER AND TILE (INCL. COPING)	-	-	-	-
42 MISC- ASSESSMENT COLLECTION COST	355	379	-	(379)
43 CONTINGENCY	-	17,800	-	(17,800)
44 TOTAL EXPENDITURES	355	18,179	-	(18,179)
45				
46 EXCESS OF REVENUES OVER (UNDER) EXPENDITURES	17,379	-	200,000	200,000
47				
48 OTHER FINANCING SOURCES & USES				
49 TRANSFER IN FROM GENERAL FUND	-	-	-	-
50 TOTAL OTHER FINANCING SOURCES & USES	-	-	-	-
51				
52 NET CHANGE IN FUND BALANCE	17,379	-	200,000	200,000
53				
54 FUND BALANCE				
55 FUND BALANCE - BEGINNING	10,037	27,416	27,416	-
56 NET CHANGE IN FUND BALANCE	17,379	-	200,000	200,000
57 FUND BALANCE - ENDING	\$ 27,416	\$ 27,416	\$ 227,416	\$ 200,000

**ASTURIA CDD
FISCAL YEAR 2023-2024 ADOPTED BUDGET
CONTRACT SUMMARY**

LINE #	FINANCIAL STATEMENT CATEGORY	FY 2023-2024 BUDGETED AMOUNT	COMMENTS (SCOPE)
1	ADMINISTRATIVE		
2	P/R-BOARD OF SUPERVISORS	15,000	
3	FICA TAXES	1,377	
4	PROFSERV-ADMINISTRATIVE	-	
5	PROFSERV-ARBITRAGE REBATE	1,300	
6	PROFSERV-ENGINEERING	20,000	
7	PROFSERV-LEGAL SERVICES-GENERAL	30,000	
8	PROFSERV-LEGAL SERVICES-LAND USE	20,000	NEW LINE
9	PROFSERV-LEGAL SERVICES-DEFECT	10,000	NEW LINE
10	PROFSERV-MGMT CONSULTING	60,000	Vesta
11	PROFSERV-TRUSTEE FEES	8,500	
12	ASSESSMENT ROLL	-	Vesta
13	DISCLOSURE REPORT	-	Vesta
14	ACCOUNTING SERVICES	-	Vesta
15	AUDITING SERVICES	3,600	
16	WEBSITE HOSTING/EMAIL SERVICES	5,500	
17	MAILED NOTICES - POSTAGE	1,000	
18	PUBLIC OFFICIALS INSURANCE	4,103	
19	LEGAL ADVERTISING	1,500	
20	TAX COLLECTOR/PROPERTY APPRAISER FEES	650	
21	FINANCIAL & REVENUE COLLECTIONS	-	
22	DUES, LICENSES, SUBSCRIPTIONS	175	
23	TOTAL ADMINISTRATIVE	182,705	
24			
25	UTILITY SERVICES		
26	ELECTRICITY - STREETLIGHTS	219,365	
27	UTILITY - IRRIGATION	5,134	
28	UTILITY SERVICES	1,380	
29	UTILITY - RECREATION FACILITIES	24,150	
30	TOTAL ELECTRIC UTILITY SERVICES	250,029	
31			
32	GARBAGE/SOLID WASTE SERVICES		
33	GARBAGE - RECREATION FACILITY	1,500	
34	SOLID WASTE ASSESSMENT	670	
35	TOTAL GARBAGE/SOLID WASTE SERVICES	2,170	
36			
37	WATER-SEWER COMB SERVICES		
38	UTILITY - RECLAIMED WATER	40,000	
39	UTILITY - POTABLE WATER	15,000	NEW LINE
40	TOTAL WATER-SEWER COMB SERVICES	55,000	
41			
42	STORMWATER CONTROL		
43	STORMWATER ASSESSMENT	900	
44	AQUATIC MAINTENANCE	18,000	
45	TOTAL STORMWATER CONTROL	18,900	
46			
47	OTHER PHYSICAL ENVIRONMENT		
48	FIELD OPERATIONS	-	
49	CONTRACTS-LANDSCAPE ROW	-	
50	INSURANCE - PROPERTY	20,605	
51	INSURANCE - GENERAL LIABILITY	5,000	
52	R&M-IRRIGATION	10,000	
53	LANDSCAPE MAINTENANCE - GENERAL	142,200	REDTREE CONTRACT
54	LANDSCAPE MAINTENANCE - FERTILIZATION	9,600	REDTREE CONTRACT - NEW LINE
55	LANDSCAPE MAINTENANCE - PEST CONTROL	5,100	REDTREE CONTRACT - NEW LINE
56	LANDSCAPE MAINTENANCE - IRRIGATION	12,000	REDTREE CONTRACT - NEW LINE
57	LANDSCAPE MAINTENANCE - MULCH	24,750	A LA CARTE - NEW LINE
58	LANDSCAPE MAINTENANCE - ANNUALS	11,340	A LA CARTE - NEW LINE
59	LANDSCAPE REPLACEMENT	25,000	
60	HOLIDAY LIGHTING & DECORATIONS	3,000	
61	TOTAL OTHER PHYSICAL ENVIRONMENT	268,595	
62			
63	ROAD AND STREET FACILITIES		
64	R&M-SIDEWALKS	10,000	
65	ROADWAY REPAIR & MAINTENANCE	25,000	
66	R&M-PRESSURE WASHING	3,000	
67	TOTAL ROAD AND STREET FACILITIES	38,000	
68			
69	PARKS AND RECREATION - GENERAL		

ASTURIA CDD
FISCAL YEAR 2023-2024 ADOPTED BUDGET
CONTRACT SUMMARY

LINE #	FINANCIAL STATEMENT CATEGORY	FY 2023-2024 BUDGETED AMOUNT	COMMENTS (SCOPE)
70	PAYROLL-SALARIES	-	
71	PROFSERV-FIELD MGMT	70,000	
72	PROFSERV-POOL MAINTENANCE	12,600	
73	PROFSERV-WILDLIFE MANAGEMENT SERVICE	2,400	
74	CONTRACTS-CLEANING SERVICES	16,000	
75	CONTRACTS-MGMT SERVICES	-	
76	CONTRACTS-PEST CONTROL	660	
77	TELEPHONE/FAX/INTERNET SERVICES	3,600	
78	R&M-FITNESS EQUIPMENT	4,500	
79	AMENITY MAINTENANCE & REPAIRS	10,000	
80	FACILITY A/C & HEATING MAINTENANCE & REPAIR	1,500	
81	BOARDWALK AND BRIDGE MAINTENANCE	2,500	
82	POOL FURNITURE REPAIR & REPLACEMENT	4,000	
83	SECURITY SYSTEM MONITORING & MAINT.	12,000	
84	DOG PARK MAINTENANCE	500	
85	DOG PARK MULCHING	2,000	NEW LINE
86	MISCELLANEOUS EXPENSES	-	REMOVED
87	OFFICE SUPPLIES	600	
88	CLUBHOUSE - FACILITY JANITORIAL SUPPLIES	3,600	
89	GARBAGE & DOG WASTE STATION SUPPLIES	3,000	
90	POOL PERMITS	300	
91	TOTAL PARKS AND RECREATION - GENERAL	149,760	
92			
93	SPECIAL EVENTS		
94	SPECIAL EVENTS	2,500	
95	TOTAL SPECIAL EVENTS	2,500	
96			
97	CONTINGENCY		
98	MISC-CONTINGENCY	25,000	
99	TOTAL CONTINGENCY	25,000	
100			
101	TOTAL EXPENDITURES	992,659	
102			
103	RESERVES		
104	RESERVE - FITNESS		
105	RESERVE - POOL		
106	RESERVE - ROADS	50,000	
107	RESERVE - MISC.		
108	TOTAL EXPENDITURES & RESERVES	1,042,659	

**ASTURIA CDD
FISCAL YEAR 2023-2024 ADOPTED BUDGET
DEBT SERVICE REQUIREMENT, SERIES 2014A-1 & 2016A-1**

	SERIES 2014A-1	SERIES 2016A-1	TOTAL FY 2024
REVENUE			
SPECIAL ASSESSMENTS - ON-ROLL (NET)	\$ 561,174	\$ 141,144	\$ 702,318
TOTAL REVENUE	561,174	141,144	702,318
EXPENDITURES			
INTEREST EXPENSE			
May 1, 2024	202,053	48,499	250,552
November 1, 2024	197,453	47,476	244,929
PRINCIPAL RETIREMENT			
May 1, 2024	160,000	45,000	205,000
TOTAL EXPENDITURES	559,506	140,975	700,481
EXCESS OF REVENUE OVER (UNDER) EXPENDITURES	\$ 1,668	\$ 169	\$ 1,837

	TOTAL NET ASSESSMENT	702,318.00
	COUNTY COLLECTION & EARLY PMT DISC.	44,828.81
	TOTAL GROSS ON ROLL	\$ 747,146.81

ASTURIA CDD
FISCAL YEAR 2023-2024 PROPOSED BUDGET
SERIES 2014A-1 AMORTIZATION SCHEDULE

Period Ending	Principal	Coupon	Interest	Debt Service	Annual Debt Service	Bonds Outstanding
						7,060,000
5/1/2023	150,000	5.750%	206,365	356,365		6,910,000
11/1/2023			202,053	202,053	558,418	6,910,000
5/1/2024	160,000	5.750%	202,053	362,053		6,750,000
11/1/2024			197,453	197,453	559,505	6,750,000
5/1/2025	170,000	5.750%	197,453	367,453		6,580,000
11/1/2025			192,565	192,565	560,018	6,580,000
5/1/2026	180,000	5.750%	192,565	372,565		6,400,000
11/1/2026			187,390	187,390	559,955	6,400,000
5/1/2027	190,000	5.750%	187,390	377,390		6,210,000
11/1/2027			181,928	181,928	559,318	6,210,000
5/1/2028	200,000	5.750%	181,928	381,928		6,010,000
11/1/2028			176,178	176,178	558,105	6,010,000
5/1/2029	215,000	5.750%	176,178	391,178		5,795,000
11/1/2029			169,996	169,996	561,174	5,795,000
5/1/2030	225,000	5.750%	169,996	394,996		5,570,000
11/1/2030			163,528	163,528	558,524	5,570,000
5/1/2031	240,000	5.750%	163,528	403,528		5,330,000
11/1/2031			156,628	156,628	560,155	5,330,000
5/1/2032	255,000	5.750%	156,628	411,628		5,075,000
11/1/2032			149,296	149,296	560,924	5,075,000
5/1/2033	270,000	5.750%	149,296	419,296		4,805,000
11/1/2033			141,534	141,534	560,830	4,805,000
5/1/2034	285,000	5.750%	141,534	426,534		4,520,000
11/1/2034			133,340	133,340	559,874	4,520,000
5/1/2035	300,000	5.900%	133,340	433,340		4,220,000
11/1/2035			124,490	124,490	557,830	4,220,000
5/1/2036	320,000	5.900%	124,490	444,490		3,900,000
11/1/2036			115,050	115,050	559,540	3,900,000
5/1/2037	340,000	5.900%	115,050	455,050		3,560,000
11/1/2037			105,020	105,020	560,070	3,560,000
5/1/2038	360,000	5.900%	105,020	465,020		3,200,000
11/1/2038			94,400	94,400	559,420	3,200,000
5/1/2039	380,000	5.900%	94,400	474,400		2,820,000
11/1/2039			83,190	83,190	557,590	2,820,000
5/1/2040	405,000	5.900%	83,190	488,190		2,415,000
11/1/2040			71,243	71,243	559,433	2,415,000
5/1/2041	430,000	5.900%	71,243	501,243		1,985,000
11/1/2041			58,558	58,558	559,800	1,985,000
5/1/2042	455,000	5.900%	58,558	513,558		1,530,000
11/1/2042			45,135	45,135	558,693	1,530,000
5/1/2043	480,000	5.900%	45,135	525,135		1,050,000
11/1/2043			30,975	30,975	556,110	1,050,000
5/1/2044	510,000	5.900%	30,975	540,975		540,000
11/1/2044			15,930	15,930	556,905	540,000
5/1/2045	540,000	5.900%	15,930	555,930	555,930	-
Total	\$ 7,060,000		\$ 5,798,118	\$ 12,858,118	\$ 12,858,118	

Max Annual DS: 561,174

Footnote:

Data herein for the CDD's budgetary process purposes only.

ASTURIA CDD
FISCAL YEAR 2023-2024 PROPOSED BUDGET
SERIES 2016A-1 AMORTIZATION SCHEDULE

Period Ending	Principal	Coupon	Interest	Debt Service	Annual Debt Service	Bonds Outstanding
						1,880,000
5/1/2023	40,000	4.550%	49,436	89,436		1,840,000
11/1/2023			48,526	48,526	137,963	1,840,000
5/1/2024	45,000	4.550%	48,526	93,526		1,795,000
11/1/2024			47,503	47,503	141,029	1,795,000
5/1/2025	45,000	4.550%	47,503	92,503		1,750,000
11/1/2025			46,479	46,479	138,981	1,750,000
5/1/2026	45,000	4.550%	46,479	91,479		1,705,000
11/1/2026			45,455	45,455	136,934	1,705,000
5/1/2027	50,000	5.250%	45,455	95,455		1,655,000
11/1/2027			44,143	44,143	139,598	1,655,000
5/1/2028	50,000	5.250%	44,143	94,143		1,605,000
11/1/2028			42,830	42,830	136,973	1,605,000
5/1/2029	55,000	5.250%	42,830	97,830		1,550,000
11/1/2029			41,386	41,386	139,216	1,550,000
5/1/2030	60,000	5.250%	41,386	101,386		1,490,000
11/1/2030			39,811	39,811	141,198	1,490,000
5/1/2031	60,000	5.250%	39,811	99,811		1,430,000
11/1/2031			38,236	38,236	138,048	1,430,000
5/1/2032	65,000	5.250%	38,236	103,236		1,365,000
11/1/2032			36,530	36,530	139,766	1,365,000
5/1/2033	65,000	5.250%	36,530	101,530		1,300,000
11/1/2033			34,824	34,824	136,354	1,300,000
5/1/2034	70,000	5.250%	34,824	104,824		1,230,000
11/1/2034			32,986	32,986	137,810	1,230,000
5/1/2035	75,000	5.250%	32,986	107,986		1,155,000
11/1/2035			31,018	31,018	139,004	1,155,000
5/1/2036	80,000	5.250%	31,018	111,018		1,075,000
11/1/2036			28,918	28,918	139,935	1,075,000
5/1/2037	85,000	5.380%	28,918	113,918		990,000
11/1/2037			26,631	26,631	140,549	990,000
5/1/2038	90,000	5.380%	26,631	116,631		900,000
11/1/2038			24,210	24,210	140,841	900,000
5/1/2039	90,000	5.380%	24,210	114,210		810,000
11/1/2039			21,789	21,789	135,999	810,000
5/1/2040	95,000	5.380%	21,789	116,789		715,000
11/1/2040			19,234	19,234	136,023	715,000
5/1/2041	105,000	5.380%	19,234	124,234		610,000
11/1/2041			16,409	16,409	140,643	610,000
5/1/2042	110,000	5.380%	16,409	126,409		500,000
11/1/2042			13,450	13,450	139,859	500,000
5/1/2043	115,000	5.380%	13,450	128,450		385,000
11/1/2043			10,357	10,357	138,807	385,000
5/1/2044	120,000	5.380%	10,357	130,357		265,000
11/1/2044			7,129	7,129	137,485	265,000
5/1/2045	130,000	5.380%	7,129	137,129		135,000
11/1/2045			3,632	3,632	140,760	135,000
5/1/2046	135,000	5.380%	3,632	138,632		-
Total	\$ 1,880,000		\$ 1,452,402	\$ 3,332,402	\$ 3,332,402	

Max Annual DS: 141,198

Footnote:

Data herein for the CDD's budgetary process purposes only.

**ASTURIA CDD
FISCAL YEAR 2023-2024 ADOPTED BUDGET
ASSESSMENT ALLOCATION**

EQUALIZED COSTS	
NET O&M EQUALIZED BUDGET	\$654,694.00
COUNTY COLLECTION COSTS (2%)	\$13,929.66
EARLY PAYMENT DISCOUNT (4%)	\$27,859.32
GROSS O&M EQUALIZED ASSESSMENT	\$696,482.98

STRATIFIED COSTS	
NET O&M STRATIFIED BUDGET	\$366,265.00
COUNTY COLLECTION COSTS (2%)	\$7,792.87
EARLY PAYMENT DISCOUNT (4%)	\$15,585.74
GROSS O&M STRATIFIED ASSESSMENT	\$389,643.62

CAPITAL RESERVE FUND (CRF)	
NET CAPITAL RESERVE FUND	\$200,000.00
COUNTY COLLECTION COSTS (2%)	\$4,255.32
EARLY PAYMENT DISCOUNT (4%)	\$8,510.64
GROSS CRF ASSESSMENT	\$212,765.96

UNIT TYPE	PHASE	UNITS ASSESSED		ALLOCATION OF ADMIN O&M ASSESSMENT					ALLOCATION OF FIELD O&M ASSESSMENT					ALLOCATION OF CAPITAL RESERVE ASSESSMENT											
		O&M	SERIES 2014A-1 DEBT SERVICE (1)	SERIES 2016A-1 DEBT SERVICE (1)	ERU FACTOR	TOTAL ERU's	% TOTAL ERU's	TOTAL ADMIN O&M	ADMIN O&M PER LOT	ERU FACTOR	TOTAL ERU's	% TOTAL ERU's	TOTAL FIELD O&M	FIELD O&M PER LOT	ERU FACTOR	TOTAL ERU's	% TOTAL ERU's	TOTAL CAPITAL RESERVE	CAPITAL RESERVE PER LOT						
SINGLE FAMILY 36' TND	1	32	32		1.00	32.0	4.79%	\$33,364.45	\$1,042.64	0.65	20.9	3.53%	\$13,750.72	\$429.71	1.00	32.0	4.79%	\$10,192.38	\$318.51						
SINGLE FAMILY 45' TND	1	41	41		1.00	41.0	6.14%	\$42,748.21	\$1,042.64	0.82	33.5	5.65%	\$22,022.63	\$537.14	1.00	41.0	6.14%	\$13,058.99	\$318.51						
SINGLE FAMILY 55' TND	1	57	57		1.00	57.0	8.53%	\$59,430.43	\$1,042.64	1.00	57.0	9.60%	\$37,420.57	\$656.50	1.00	57.0	8.53%	\$18,155.18	\$318.51						
SINGLE FAMILY 55'	1	69	69		1.00	69.0	10.33%	\$71,942.10	\$1,042.64	1.00	69.0	11.63%	\$45,298.58	\$656.50	1.00	69.0	10.33%	\$21,977.32	\$318.51						
SINGLE FAMILY 65'	1	49	49		1.00	49.0	7.34%	\$51,089.52	\$1,042.64	1.18	57.9	9.76%	\$38,017.39	\$775.87	1.00	49.0	7.34%	\$15,607.08	\$318.51						
SINGLE FAMILY 55'	2	126	126		1.00	126.0	18.86%	\$131,372.54	\$1,042.64	1.00	126.0	21.23%	\$82,719.15	\$656.50	1.00	126.0	18.86%	\$40,132.50	\$318.51						
SINGLE FAMILY 65'	2	31	31		1.00	31.0	4.64%	\$32,321.81	\$1,042.64	1.18	36.6	6.17%	\$24,051.82	\$775.87	1.00	31.0	4.64%	\$9,873.87	\$318.51						
SINGLE FAMILY 45' TND	3	43	43		1.00	43.0	6.44%	\$44,833.49	\$1,042.64	0.82	35.2	5.93%	\$23,096.91	\$537.14	1.00	43.0	6.44%	\$13,696.01	\$318.51						
SINGLE FAMILY 55' TND	3	25	25		1.00	25.0	3.74%	\$26,065.98	\$1,042.64	1.00	25.0	4.21%	\$16,412.53	\$656.50	1.00	25.0	3.74%	\$7,962.80	\$318.51						
SINGLE FAMILY 65'	3	8	8		1.00	8.0	1.20%	\$8,341.11	\$1,042.64	1.18	9.5	1.59%	\$6,206.92	\$775.87	1.00	8.0	1.20%	\$2,548.10	\$318.51						
TOWNHOMES	3	108		108	1.00	108.0	16.17%	\$112,605.03	\$1,042.64	0.40	43.2	7.28%	\$28,360.85	\$262.60	1.00	108.0	16.17%	\$34,399.29	\$318.51						
SINGLE FAMILY 55'	3	22		22	1.00	22.0	3.29%	\$22,938.06	\$1,042.64	1.00	22.0	3.71%	\$14,443.03	\$656.50	1.00	22.0	3.29%	\$7,007.26	\$318.51						
SINGLE FAMILY 65'	3	18		18	1.00	18.0	2.69%	\$18,767.51	\$1,042.64	1.18	21.3	3.58%	\$13,965.57	\$775.87	1.00	18.0	2.69%	\$5,733.21	\$318.51						
SINGLE FAMILY 65'	4	22		22	1.00	22.0	3.29%	\$22,938.06	\$1,042.64	1.18	26.0	4.38%	\$17,069.03	\$775.87	1.00	22.0	3.29%	\$7,007.26	\$318.51						
TOWNHOMES	5	10		10	1.00	10.0	1.50%	\$10,426.39	\$1,042.64	0.40	4.0	0.67%	\$2,626.00	\$262.60	1.00	10.0	1.50%	\$3,185.12	\$318.51						
SINGLE FAMILY 50'	5	7		7	1.00	7.0	1.05%	\$7,298.47	\$1,042.64	0.91	6.4	1.07%	\$4,181.91	\$597.42	1.00	7.0	1.05%	\$2,229.58	\$318.51						
		668	481	187	668.0					100.00%	\$696,482.98	593.5					100.00%	\$389,643.62	668.0					112.55%	\$212,765.96

UNIT TYPE	PHASE	PER UNIT ANNUAL ASSESSMENT (2)			PROPOSED TOTAL PER UNIT (3)
		TOTAL O&M & CRF PER LOT	SERIES 2014A-1 DEBT SERVICE	SERIES 2016A-1 DEBT SERVICE	
SINGLE FAMILY 36' TND	1	\$1,790.86	\$950.00		\$2,740.86
SINGLE FAMILY 45' TND	1	\$1,898.29	\$1,100.00		\$2,998.29
SINGLE FAMILY 55' TND	1	\$2,017.65	\$1,250.00		\$3,267.65
SINGLE FAMILY 55'	1	\$2,017.65	\$1,300.00		\$3,317.65
SINGLE FAMILY 65'	1	\$2,137.02	\$1,350.00		\$3,487.02
SINGLE FAMILY 55'	2	\$2,017.65	\$1,300.00		\$3,317.65
SINGLE FAMILY 65'	2	\$2,137.02	\$1,350.00		\$3,487.02
SINGLE FAMILY 45' TND	3	\$1,898.29	\$1,100.00		\$2,998.29
SINGLE FAMILY 55' TND	3	\$2,017.65	\$1,250.00		\$3,267.65
SINGLE FAMILY 65'	3	\$2,137.02	\$1,350.00		\$3,487.02
TOWNHOMES	3	\$1,623.75		\$500.00	\$2,123.75
SINGLE FAMILY 55'	3	\$2,017.65		\$1,300.00	\$3,317.65
SINGLE FAMILY 65'	3	\$2,137.02		\$1,350.00	\$3,487.02
SINGLE FAMILY 65'	4	\$2,137.02		\$1,350.00	\$3,487.02
TOWNHOMES	5	\$1,623.75		\$500.00	\$2,123.75
SINGLE FAMILY 50'	5	\$1,958.57		\$1,275.00	\$3,233.57

FY 2023 PER LOT	VARIANCE FY23 TO FY24 PER LOT	% VARIANCE
\$2,467.18	\$273.68	11.09%
\$2,679.61	\$318.68	11.89%
\$2,898.97	\$368.68	12.72%
\$2,948.97	\$368.68	12.50%
\$3,068.33	\$418.69	13.65%
\$2,948.97	\$368.68	12.50%
\$3,068.33	\$418.69	13.65%
\$2,679.61	\$318.68	11.89%
\$2,898.97	\$368.68	12.72%
\$3,068.33	\$418.69	13.65%
\$1,920.08	\$203.67	10.61%
\$2,948.97	\$368.68	12.50%
\$3,068.33	\$418.69	13.65%
\$3,068.33	\$418.69	13.65%
\$1,920.08	\$203.67	10.61%
\$2,889.63	\$343.94	11.90%

(1) Reflects the total number of lots with Series 2014A-1 and 2016A-1 debt outstanding.

(2) Annual debt service assessments per unit adopted in connection with the Series 2014A-1 & 2016A-1 bond issuances. Annual Debt Service Assessments includes principal, interest, Pasco County collection costs and early payment discounts.

(3) Annual assessments that will appear on the November, 2023 Pasco County property tax bill. Amount shown includes all applicable county collection costs (2%) and early payment discounts (up to 4% if paid early).

EXHIBIT 4

RESOLUTION 2023-12

A RESOLUTION OF THE BOARD OF SUPERVISORS OF THE ASTURIA COMMUNITY DEVELOPMENT DISTRICT MAKING A DETERMINATION OF BENEFIT AND IMPOSING SPECIAL ASSESSMENTS FOR FISCAL YEAR 2023/2024; PROVIDING FOR THE COLLECTION AND ENFORCEMENT OF SPECIAL ASSESSMENTS; CERTIFYING AN ASSESSMENT ROLL; PROVIDING FOR AMENDMENTS TO THE ASSESSMENT ROLL; PROVIDING A SEVERABILITY CLAUSE; AND PROVIDING AN EFFECTIVE DATE.

WHEREAS, the Asturia Community Development District (“**District**”) is a local unit of special-purpose government established pursuant to Chapter 190, *Florida Statutes*, for the purpose of providing, operating and maintaining infrastructure improvements, facilities and services to the lands within the District; and

WHEREAS, the District is located in Pasco County, Florida (“**County**”); and

WHEREAS, the District has constructed or acquired various infrastructure improvements and provides certain services in accordance with the District’s adopted capital improvement plan and Chapter 190, *Florida Statutes*; and

WHEREAS, the Board of Supervisors (“**Board**”) of the District hereby determines to undertake various operations and maintenance and other activities described in the District’s budget (“**Adopted Budget**”) for the fiscal year beginning October 1, 2023 and ending September 30, 2024 (“**Fiscal Year 2023/2024**”), attached hereto as **Exhibit “A”** and incorporated by reference herein; and

WHEREAS, the District must obtain sufficient funds to provide for the operation and maintenance of the services and facilities provided by the District as described in the Adopted Budget; and

WHEREAS, the provision of such services, facilities, and operations is a benefit to lands within the District; and

WHEREAS, Chapter 190, *Florida Statutes*, provides that the District may impose special assessments on benefitted lands within the District; and

WHEREAS, it is in the best interests of the District to proceed with the imposition of the special assessments for operations and maintenance in the amount set forth in the Adopted Budget; and

WHEREAS, the District has previously levied an assessment for debt service, which the District desires to collect for Fiscal Year 2023/2024; and

WHEREAS, Chapter 197, *Florida Statutes*, provides a mechanism pursuant to which such

special assessments may be placed on the tax roll and collected by the local tax collector (“**Uniform Method**”), and the District has previously authorized the use of the Uniform Method by, among other things, entering into agreements with the Property Appraiser and Tax Collector of the County for that purpose; and

WHEREAS, it is in the best interests of the District to adopt the Assessment Roll of the Asturia Community Development District (“**Assessment Roll**”) attached to this Resolution as **Exhibit “B”** and incorporated as a material part of this Resolution by this reference, and to certify the Assessment Roll to the County Tax Collector pursuant to the Uniform Method; and

WHEREAS, it is in the best interests of the District to permit the District Manager to amend the Assessment Roll, certified to the County Tax Collector by this Resolution, as the Property Appraiser updates the property roll for the County, for such time as authorized by Florida law.

NOW, THEREFORE, BE IT RESOLVED BY THE BOARD OF SUPERVISORS OF THE ASTURIA COMMUNITY DEVELOPMENT DISTRICT:

SECTION 1. BENEFIT & ALLOCATION FINDINGS. The Board hereby finds and determines that the provision of the services, facilities, and operations as described in **Exhibit “A”** confers a special and peculiar benefit to the lands within the District, which benefit exceeds or equals the cost of the assessments. The allocation of the assessments to the specially benefitted lands, as shown in **Exhibits “A” and “B,”** is hereby found to be fair and reasonable.

SECTION 2. ASSESSMENT IMPOSITION. Pursuant to Chapters 190 and 197, *Florida Statutes*, and using the procedures authorized by Florida law for the levy and collection of special assessments, a special assessment for operation and maintenance is hereby imposed and levied on benefitted lands within the District, and in accordance with **Exhibits “A” and “B.”** The lien of the special assessments for operations and maintenance imposed and levied by this Resolution shall be effective upon passage of this Resolution. Moreover, pursuant to Section 197.3632(4), *Florida Statutes*, the lien amount shall serve as the “maximum rate” authorized by law for operation and maintenance assessments.

SECTION 3. COLLECTION. The collection of the operation and maintenance special assessments and previously levied debt service assessments shall be at the same time and in the same manner as County taxes in accordance with the Uniform Method, as indicated on **Exhibits “A” and “B.”** The decision to collect special assessments by any particular method – e.g., on the tax roll or by direct bill – does not mean that such method will be used to collect special assessments in future years, and the District reserves the right in its sole discretion to select collection methods in any given year, regardless of past practices.

SECTION 4. ASSESSMENT ROLL. The Assessment Roll, attached to this Resolution as **Exhibit “B,”** is hereby certified to the County Tax Collector and shall be collected by the County Tax Collector in the same manner and time as County taxes. The proceeds therefrom shall be paid to the District.

SECTION 5. ASSESSMENT ROLL AMENDMENT. The District Manager shall keep apprised of all updates made to the County property roll by the Property Appraiser after the date of this Resolution, and shall amend the Assessment Roll in accordance with any such updates, for such time as authorized by Florida law, to the County property roll. After any amendment of the Assessment Roll, the District Manager shall file the updates in the District records.

SECTION 6. SEVERABILITY. The invalidity or unenforceability of any one or more provisions of this Resolution shall not affect the validity or enforceability of the remaining portions of this Resolution, or any part thereof.

SECTION 7. EFFECTIVE DATE. This Resolution shall take effect upon the passage and adoption of this Resolution by the Board.

PASSED AND ADOPTED this 25th day of July, 2023.

ATTEST:

**ASTURIA COMMUNITY
DEVELOPMENT DISTRICT**

Secretary / Assistant Secretary

By: _____

Its: _____

Exhibit A: Budget
Exhibit B: Assessment Roll

**ASTURIA CDD
FISCAL YEAR 2023-2024 ADOPTED BUDGET
GENERAL FUND, OPERATIONS & MAINTENANCE**

LINE #	ACCOUNT	FY 2021 ACTUAL	FY 2022 ACTUAL	FY 2023 ADOPTED	FY 2024 ADOPTED	VARIANCE FY23 TO FY24
1	REVENUES					
2	SPECIAL ASSMNTS- TAX COLLECTOR	\$ 671,236	\$ 894,514	\$ 1,054,160	\$ 1,020,959	(33,201)
3	SPECIAL ASSMNTS- CDD COLLECTED	41,793	21,267			-
4	SPECIAL ASSMNTS- DISCOUNTS		(35,014)	(42,166)	-	42,166
5	DEVELOPER CONTRIBUTION	40,964	33,127			-
6	INTEREST - INVESTMENTS	25	2,286			-
7	OTHER MISCELLANEOUS REVENUES		15,636	15,000	15,000	-
8	ROOM RENTALS		8,259	5,000	4,000	(1,000)
9	EVENT FEES	3,562	374	2,500	2,500	-
10	ACCESS CARDS		225	500	200	(300)
11	TOTAL REVENUES	757,580	940,674	1,034,994	1,042,659	7,665
12						
13	EXPENDITURES					
14	ADMINISTRATIVE					
15	P/R-BOARD OF SUPERVISORS	7,800	10,600	12,000	15,000	3,000
16	FICA TAXES		765	918	1,377	459
17	PROFSERV-ADMINISTRATIVE	5,400	855	-	-	-
18	PROFSERV-ARBITRAGE REBATE	500	1,000	1,000	1,300	300
19	PROFSERV-ENGINEERING	9,595	37,573	20,000	20,000	-
20	PROFSERV-LEGAL SERVICES-GENERAL	42,900	47,567	45,000	30,000	(15,000)
21	PROFSERV-LEGAL SERVICES-LAND USE	-	-	-	20,000	20,000
22	PROFSERV-LEGAL SERVICES-DEFECT	-	-	-	10,000	10,000
23	PROFSERV-MGMT CONSULTING	19,914	51,449	57,955	60,000	2,045
24	PROFSERV-TRUSTEE FEES	8,500	7,458	8,500	8,500	-
25	ASSESSMENT ROLL	5,000	4,750	-	-	-
26	DISCLOSURE REPORT	5,000	-	-	-	-
27	ACCOUNTING SERVICES	18,000	2,850	-	-	-
28	AUDITING SERVICES	3,600	3,575	3,575	3,600	25
29	WEBSITE HOSTING/EMAIL SERVICES	3,818	3,649	5,500	5,500	-
30	MAILED NOTICES - POSTAGE	923	730	600	1,000	400
31	PUBLIC OFFICIALS INSURANCE	2,960	3,870	3,730	4,103	373
32	LEGAL ADVERTISING	3,861	2,769	1,500	1,500	-
33	MISC - ASSESSMENT COLLECTION COST		14,728	21,083	-	(21,083)
34	TAX COLLECTOR/PROPERTY APPRAISER FEES	150	150	150	650	500
35	FINANCIAL & REVENUE COLLECTIONS	3,600	570	-	-	-
36	DUES, LICENSES, SUBSCRIPTIONS	175	175	175	175	-
37	TOTAL ADMINISTRATIVE	141,696	195,083	181,686	182,705	1,019
38						
39	UTILITY SERVICES					
40	ELECTRICITY - STREETLIGHTS	160,929	125,949	190,752	219,365	28,613
41	UTILITY - IRRIGATION	2,286	7,194	4,464	5,134	670
42	UTILITY SERVICES	574	339	1,200	1,380	180
43	UTILITY - RECREATION FACILITIES	22,332	21,070	21,000	24,150	3,150
44	TOTAL ELECTRIC UTILITY SERVICES	186,121	154,552	217,416	250,029	32,613
45						
46	GARBAGE/SOLID WASTE SERVICES					
47	GARBAGE - RECREATION FACILITY	408	1,498	467	1,500	1,033
48	SOLID WASTE ASSESSMENT	609	663	670	670	-
49	TOTAL GARBAGE/SOLID WASTE SERVICES	1,017	2,161	1,137	2,170	1,033
50						
51	WATER-SEWER COMB SERVICES					
52	UTILITY - RECLAIMED WATER	56,809	38,471	55,000	40,000	(15,000)
53	UTILITY - POTABLE WATER				15,000	15,000
54	TOTAL WATER-SEWER COMB SERVICES	56,809	38,471	55,000	55,000	-
55						
56	STORMWATER CONTROL					
57	STORMWATER ASSESSMENT	903	611	900	900	-
58	AQUATIC MAINTENANCE	7,620	8,100	7,760	18,000	10,240
59	TOTAL STORMWATER CONTROL	8,523	8,711	8,660	18,900	10,240
60						
61	OTHER PHYSICAL ENVIRONMENT					
62	FIELD OPERATIONS	7,200	1,200	-	-	-
63	CONTRACTS-LANDSCAPE ROW	500	-	-	-	-
64	INSURANCE - PROPERTY	13,528	14,318	17,171	20,605	3,434
65	INSURANCE - GENERAL LIABILITY	3,229	3,579	4,068	5,000	932
66	R&M-IRRIGATION	-	6,115	2,000	10,000	8,000
67	LANDSCAPE MAINTENANCE - GENERAL	175,251	184,134	202,036	142,200	(59,836)
68	LANDSCAPE MAINTENANCE - FERTILIZATION	-	-	-	9,600	9,600
69	LANDSCAPE MAINTENANCE - PEST CONTROL	-	-	-	5,100	5,100
70	LANDSCAPE MAINTENANCE - IRRIGATION	-	-	-	12,000	12,000
71	LANDSCAPE MAINTENANCE - MULCH	-	-	-	24,750	24,750
72	LANDSCAPE MAINTENANCE - ANNUALS	-	-	-	11,340	11,340
73	LANDSCAPE REPLACEMENT	8,577	116	2,000	25,000	23,000
74	HOLIDAY LIGHTING & DECORATIONS	3,995	1,965	2,000	3,000	1,000
75	TOTAL OTHER PHYSICAL ENVIRONMENT	212,280	211,427	229,275	268,595	39,320
76						
77	ROAD AND STREET FACILITIES					
78	R&M-SIDEWALKS			2,000	10,000	8,000

ASTURIA CDD
FISCAL YEAR 2023-2024 ADOPTED BUDGET
GENERAL FUND, OPERATIONS & MAINTENANCE

LINE #	ACCOUNT	FY 2021 ACTUAL	FY 2022 ACTUAL	FY 2023 ADOPTED	FY 2024 ADOPTED	VARIANCE FY23 TO FY24
79	ROADWAY REPAIR & MAINTENANCE	921		5,000	25,000	20,000
80	R&M-PRESSURE WASHING		342	10,000	3,000	(7,000)
81	TOTAL ROAD AND STREET FACILITIES	921	342	17,000	38,000	21,000
82						
83	PARKS AND RECREATION - GENERAL					
84	PAYROLL-SALARIES	82,101	8,329	-	-	-
85	PROFSERV-FIELD MGMT	-	24,825	50,000	70,000	20,000
86	PROFSERV-POOL MAINTENANCE	10,440	11,850	12,000	12,600	600
87	PROFSERV-WILDLIFE MANAGEMENT SERVICE	6,375	875	2,400	2,400	-
88	CONTRACTS-CLEANING SERVICES	1,035	12,848	8,400	16,000	7,600
89	CONTRACTS-MGMT SERVICES	11,023	2,450	-	-	-
90	CONTRACTS-PEST CONTROL	697	605	660	660	-
91	TELEPHONE/FAX/INTERNET SERVICES	2,827	2,795	2,981	3,600	619
92	R&M-FITNESS EQUIPMENT	2,590	1,488	1,500	4,500	3,000
93	AMENITY MAINTENANCE & REPAIRS	7,502	4,461	6,000	10,000	4,000
94	FACILITY A/C & HEATING MAINTENANCE & REPAIR	930	5,159	1,500	1,500	-
95	BOARDWALK AND BRIDGE MAINTENANCE	3,200	-	2,500	2,500	-
96	POOL FURNITURE REPAIR & REPLACEMENT	1,802	2,340	3,500	4,000	500
97	SECURITY SYSTEM MONITORING & MAINT.	3,856	2,376	11,720	12,000	280
98	DOG PARK MAINTENANCE	168	149	250	500	250
99	DOG PARK MULCHING	-	-	-	2,000	2,000
100	MISCELLANEOUS EXPENSES	-	2,585	3,000	-	(3,000)
101	OFFICE SUPPLIES	1,350	325	250	600	350
102	CLUBHOUSE - FACILITY JANITORIAL SUPPLIES	2,706	1,414	3,600	3,600	-
103	GARBAGE & DOG WASTE STATION SUPPLIES	8,216	9,099	8,216	3,000	(5,216)
104	POOL PERMITS	280	280	300	300	-
105	TOTAL PARKS AND RECREATION - GENERAL	147,098	94,253	118,777	149,760	30,983
106						
107	SPECIAL EVENTS					
108	SPECIAL EVENTS	1,284	2,000	4,400	2,500	(1,900)
109	TOTAL SPECIAL EVENTS	1,284	2,000	4,400	2,500	(1,900)
110						
111	CONTINGENCY					
112	MISC-CONTINGENCY	1,000	13,497	176,643	25,000	(151,643)
113	TOTAL CONTINGENCY	1,000	13,497	176,643	25,000	(151,643)
114						
115	RESERVES					
116	RESERVE - FITNESS				-	-
117	RESERVE - POOL			15,000	-	(15,000)
118	RESERVE - ROADS			10,000	50,000	40,000
119	RESERVE - MISC				-	-
120	TOTAL RESERVES	-	-	25,000	50,000	25,000
121						
122	TOTAL EXPENDITURES	756,749	720,497	1,034,994	1,042,659	7,665
123						
124	REVENUES OVER (UNDER) EXPENDITURES	831	220,177	-	-	-

**ASTURIA CDD
FISCAL YEAR 2023-2024 ADOPTED BUDGET
CAPITAL RESERVE FUND (CRF)**

	FY 2022 ACTUAL	FY 2023 ADOPTED	FY 2024 ADOPTED	VARIANCE FY 22 - FY 23
1 REVENUES				
2 SPECIAL ASSESSMENTS - TAX COLLECTOR	\$ 18,456	\$ 18,936	\$ 200,000	\$ 181,064
3 SPECIAL ASSESSMENTS - DISCOUNTS	(722)	(757)		757
4 INTEREST & MISCELLANEOUS	-	-	-	-
5 TOTAL REVENUES	17,734	18,179	200,000	181,821
6				
7 EXPENDITURES				
8 PROPERTY SITE COMPONENTS				
9 ASPHALT PAVEMENT, PATCH	-	-	-	-
10 ASPHALT PAVEMENT, MILL AND OVERLAY, PHASED	-	-	-	-
11 ASPHALT PAVEMENT, TOTAL REPLACEMENT, WALKING PATHS	-	-	-	-
12 BOARDWALKS, WOOD, PHASED	-	-	-	-
13 CONCRETE CURBS AND GUTTERS, PARTIAL	-	-	-	-
14 CONCRETE SIDEWALKS, PARTIAL	-	-	-	-
15 ENTRANCE MONUMENTS, RENOVATIONS	-	-	-	-
16 IRRIGATION SYSTEM, PARTIAL	-	-	-	-
17 LANDSCAPE, PARTIAL REPLACEMENTS	-	-	-	-
18 MAILBOX STATIONS	-	-	-	-
19 MAINTENANCE CART	-	-	-	-
20 PLAYGROUND EQUIPMENT	-	-	-	-
21 SIGNAGE, STREET IDENTIFICATION AND TRAFFIC MANAGEMENT	-	-	-	-
22 SITE FURNITURE	-	-	-	-
23 STORMWATER SYSTEM, PARTIAL	-	-	-	-
24				
25 CLUBHOUSE AND FITNESS CENTER COMPONENTS				
26 AIR HANDLING AND CONDENSING UNITS, SPLIT SYSTEMS	-	-	-	-
27 EXERCISE EQUIPMENT, CARDIOVASCULAR	-	-	-	-
28 EXERCISE EQUIPMENT, STRENGTH TRAINING	-	-	-	-
29 INTERIOR RENOVATIONS, COMPLETE	-	-	-	-
30 INTERIOR RENOVATIONS, PARTIAL	-	-	-	-
31 REST ROOMS, RENOVATIONS	-	-	-	-
32 ROOFS, METAL	-	-	-	-
33 WINDOWS AND DOORS	-	-	-	-
34				
35 POOL COMPONENTS				
36 DECK, PAVERS	-	-	-	-
37 FENCE, ALUMINUM (INCL. DOG PARK AND PLAYGROUND)	-	-	-	-
38 FURNITURE, PHASED	-	-	-	-
39 LIGHT POLES AND FIXTURES, POOL	-	-	-	-
40 MECHANICAL EQUIPMENT, PHASED	-	-	-	-
41 POOL FINISHES, PLASTER AND TILE (INCL. COPING)	-	-	-	-
42 MISC- ASSESSMENT COLLECTION COST	355	379	-	(379)
43 CONTINGENCY	-	17,800	-	(17,800)
44 TOTAL EXPENDITURES	355	18,179	-	(18,179)
45				
46 EXCESS OF REVENUES OVER (UNDER) EXPENDITURES	17,379	-	200,000	200,000
47				
48 OTHER FINANCING SOURCES & USES				
49 TRANSFER IN FROM GENERAL FUND	-	-	-	-
50 TOTAL OTHER FINANCING SOURCES & USES	-	-	-	-
51				
52 NET CHANGE IN FUND BALANCE	17,379	-	200,000	200,000
53				
54 FUND BALANCE				
55 FUND BALANCE - BEGINNING	10,037	27,416	27,416	-
56 NET CHANGE IN FUND BALANCE	17,379	-	200,000	200,000
57 FUND BALANCE - ENDING	\$ 27,416	\$ 27,416	\$ 227,416	\$ 200,000

**ASTURIA CDD
FISCAL YEAR 2023-2024 ADOPTED BUDGET
CONTRACT SUMMARY**

LINE #	FINANCIAL STATEMENT CATEGORY	FY 2023-2024 BUDGETED AMOUNT	COMMENTS (SCOPE)
1	ADMINISTRATIVE		
2	P/R-BOARD OF SUPERVISORS	15,000	
3	FICA TAXES	1,377	
4	PROFSERV-ADMINISTRATIVE	-	
5	PROFSERV-ARBITRAGE REBATE	1,300	
6	PROFSERV-ENGINEERING	20,000	
7	PROFSERV-LEGAL SERVICES-GENERAL	30,000	
8	PROFSERV-LEGAL SERVICES-LAND USE	20,000	NEW LINE
9	PROFSERV-LEGAL SERVICES-DEFECT	10,000	NEW LINE
10	PROFSERV-MGMT CONSULTING	60,000	Vesta
11	PROFSERV-TRUSTEE FEES	8,500	
12	ASSESSMENT ROLL	-	Vesta
13	DISCLOSURE REPORT	-	Vesta
14	ACCOUNTING SERVICES	-	Vesta
15	AUDITING SERVICES	3,600	
16	WEBSITE HOSTING/EMAIL SERVICES	5,500	
17	MAILED NOTICES - POSTAGE	1,000	
18	PUBLIC OFFICIALS INSURANCE	4,103	
19	LEGAL ADVERTISING	1,500	
20	TAX COLLECTOR/PROPERTY APPRAISER FEES	650	
21	FINANCIAL & REVENUE COLLECTIONS	-	
22	DUES, LICENSES, SUBSCRIPTIONS	175	
23	TOTAL ADMINISTRATIVE	182,705	
24			
25	UTILITY SERVICES		
26	ELECTRICITY - STREETLIGHTS	219,365	
27	UTILITY - IRRIGATION	5,134	
28	UTILITY SERVICES	1,380	
29	UTILITY - RECREATION FACILITIES	24,150	
30	TOTAL ELECTRIC UTILITY SERVICES	250,029	
31			
32	GARBAGE/SOLID WASTE SERVICES		
33	GARBAGE - RECREATION FACILITY	1,500	
34	SOLID WASTE ASSESSMENT	670	
35	TOTAL GARBAGE/SOLID WASTE SERVICES	2,170	
36			
37	WATER-SEWER COMB SERVICES		
38	UTILITY - RECLAIMED WATER	40,000	
39	UTILITY - POTABLE WATER	15,000	NEW LINE
40	TOTAL WATER-SEWER COMB SERVICES	55,000	
41			
42	STORMWATER CONTROL		
43	STORMWATER ASSESSMENT	900	
44	AQUATIC MAINTENANCE	18,000	
45	TOTAL STORMWATER CONTROL	18,900	
46			
47	OTHER PHYSICAL ENVIRONMENT		
48	FIELD OPERATIONS	-	
49	CONTRACTS-LANDSCAPE ROW	-	
50	INSURANCE - PROPERTY	20,605	
51	INSURANCE - GENERAL LIABILITY	5,000	
52	R&M-IRRIGATION	10,000	
53	LANDSCAPE MAINTENANCE - GENERAL	142,200	REDTREE CONTRACT
54	LANDSCAPE MAINTENANCE - FERTILIZATION	9,600	REDTREE CONTRACT - NEW LINE
55	LANDSCAPE MAINTENANCE - PEST CONTROL	5,100	REDTREE CONTRACT - NEW LINE
56	LANDSCAPE MAINTENANCE - IRRIGATION	12,000	REDTREE CONTRACT - NEW LINE
57	LANDSCAPE MAINTENANCE - MULCH	24,750	A LA CARTE - NEW LINE
58	LANDSCAPE MAINTENANCE - ANNUALS	11,340	A LA CARTE - NEW LINE
59	LANDSCAPE REPLACEMENT	25,000	
60	HOLIDAY LIGHTING & DECORATIONS	3,000	
61	TOTAL OTHER PHYSICAL ENVIRONMENT	268,595	
62			
63	ROAD AND STREET FACILITIES		
64	R&M-SIDEWALKS	10,000	
65	ROADWAY REPAIR & MAINTENANCE	25,000	
66	R&M-PRESSURE WASHING	3,000	
67	TOTAL ROAD AND STREET FACILITIES	38,000	
68			
69	PARKS AND RECREATION - GENERAL		

ASTURIA CDD
FISCAL YEAR 2023-2024 ADOPTED BUDGET
CONTRACT SUMMARY

LINE #	FINANCIAL STATEMENT CATEGORY	FY 2023-2024 BUDGETED AMOUNT	COMMENTS (SCOPE)
70	PAYROLL-SALARIES	-	
71	PROFSERV-FIELD MGMT	70,000	
72	PROFSERV-POOL MAINTENANCE	12,600	
73	PROFSERV-WILDLIFE MANAGEMENT SERVICE	2,400	
74	CONTRACTS-CLEANING SERVICES	16,000	
75	CONTRACTS-MGMT SERVICES	-	
76	CONTRACTS-PEST CONTROL	660	
77	TELEPHONE/FAX/INTERNET SERVICES	3,600	
78	R&M-FITNESS EQUIPMENT	4,500	
79	AMENITY MAINTENANCE & REPAIRS	10,000	
80	FACILITY A/C & HEATING MAINTENANCE & REPAIR	1,500	
81	BOARDWALK AND BRIDGE MAINTENANCE	2,500	
82	POOL FURNITURE REPAIR & REPLACEMENT	4,000	
83	SECURITY SYSTEM MONITORING & MAINT.	12,000	
84	DOG PARK MAINTENANCE	500	
85	DOG PARK MULCHING	2,000	NEW LINE
86	MISCELLANEOUS EXPENSES	-	REMOVED
87	OFFICE SUPPLIES	600	
88	CLUBHOUSE - FACILITY JANITORIAL SUPPLIES	3,600	
89	GARBAGE & DOG WASTE STATION SUPPLIES	3,000	
90	POOL PERMITS	300	
91	TOTAL PARKS AND RECREATION - GENERAL	149,760	
92			
93	SPECIAL EVENTS		
94	SPECIAL EVENTS	2,500	
95	TOTAL SPECIAL EVENTS	2,500	
96			
97	CONTINGENCY		
98	MISC-CONTINGENCY	25,000	
99	TOTAL CONTINGENCY	25,000	
100			
101	TOTAL EXPENDITURES	992,659	
102			
103	RESERVES		
104	RESERVE - FITNESS		
105	RESERVE - POOL		
106	RESERVE - ROADS	50,000	
107	RESERVE - MISC.		
108	TOTAL EXPENDITURES & RESERVES	1,042,659	

**ASTURIA CDD
FISCAL YEAR 2023-2024 ADOPTED BUDGET
DEBT SERVICE REQUIREMENT, SERIES 2014A-1 & 2016A-1**

	SERIES 2014A-1	SERIES 2016A-1	TOTAL FY 2024
REVENUE			
SPECIAL ASSESSMENTS - ON-ROLL (NET)	\$ 561,174	\$ 141,144	\$ 702,318
TOTAL REVENUE	561,174	141,144	702,318
EXPENDITURES			
INTEREST EXPENSE			
May 1, 2024	202,053	48,499	250,552
November 1, 2024	197,453	47,476	244,929
PRINCIPAL RETIREMENT			
May 1, 2024	160,000	45,000	205,000
TOTAL EXPENDITURES	559,506	140,975	700,481
EXCESS OF REVENUE OVER (UNDER) EXPENDITURES	\$ 1,668	\$ 169	\$ 1,837

	TOTAL NET ASSESSMENT	702,318.00
	COUNTY COLLECTION & EARLY PMT DISC.	44,828.81
	TOTAL GROSS ON ROLL	\$ 747,146.81

**ASTURIA CDD
FISCAL YEAR 2023-2024 PROPOSED BUDGET
SERIES 2014A-1 AMORTIZATION SCHEDULE**

Period Ending	Principal	Coupon	Interest	Debt Service	Annual Debt Service	Bonds Outstanding
						7,060,000
5/1/2023	150,000	5.750%	206,365	356,365		6,910,000
11/1/2023			202,053	202,053	558,418	6,910,000
5/1/2024	160,000	5.750%	202,053	362,053		6,750,000
11/1/2024			197,453	197,453	559,505	6,750,000
5/1/2025	170,000	5.750%	197,453	367,453		6,580,000
11/1/2025			192,565	192,565	560,018	6,580,000
5/1/2026	180,000	5.750%	192,565	372,565		6,400,000
11/1/2026			187,390	187,390	559,955	6,400,000
5/1/2027	190,000	5.750%	187,390	377,390		6,210,000
11/1/2027			181,928	181,928	559,318	6,210,000
5/1/2028	200,000	5.750%	181,928	381,928		6,010,000
11/1/2028			176,178	176,178	558,105	6,010,000
5/1/2029	215,000	5.750%	176,178	391,178		5,795,000
11/1/2029			169,996	169,996	561,174	5,795,000
5/1/2030	225,000	5.750%	169,996	394,996		5,570,000
11/1/2030			163,528	163,528	558,524	5,570,000
5/1/2031	240,000	5.750%	163,528	403,528		5,330,000
11/1/2031			156,628	156,628	560,155	5,330,000
5/1/2032	255,000	5.750%	156,628	411,628		5,075,000
11/1/2032			149,296	149,296	560,924	5,075,000
5/1/2033	270,000	5.750%	149,296	419,296		4,805,000
11/1/2033			141,534	141,534	560,830	4,805,000
5/1/2034	285,000	5.750%	141,534	426,534		4,520,000
11/1/2034			133,340	133,340	559,874	4,520,000
5/1/2035	300,000	5.900%	133,340	433,340		4,220,000
11/1/2035			124,490	124,490	557,830	4,220,000
5/1/2036	320,000	5.900%	124,490	444,490		3,900,000
11/1/2036			115,050	115,050	559,540	3,900,000
5/1/2037	340,000	5.900%	115,050	455,050		3,560,000
11/1/2037			105,020	105,020	560,070	3,560,000
5/1/2038	360,000	5.900%	105,020	465,020		3,200,000
11/1/2038			94,400	94,400	559,420	3,200,000
5/1/2039	380,000	5.900%	94,400	474,400		2,820,000
11/1/2039			83,190	83,190	557,590	2,820,000
5/1/2040	405,000	5.900%	83,190	488,190		2,415,000
11/1/2040			71,243	71,243	559,433	2,415,000
5/1/2041	430,000	5.900%	71,243	501,243		1,985,000
11/1/2041			58,558	58,558	559,800	1,985,000
5/1/2042	455,000	5.900%	58,558	513,558		1,530,000
11/1/2042			45,135	45,135	558,693	1,530,000
5/1/2043	480,000	5.900%	45,135	525,135		1,050,000
11/1/2043			30,975	30,975	556,110	1,050,000
5/1/2044	510,000	5.900%	30,975	540,975		540,000
11/1/2044			15,930	15,930	556,905	540,000
5/1/2045	540,000	5.900%	15,930	555,930	555,930	-
Total	\$ 7,060,000		\$ 5,798,118	\$ 12,858,118	\$ 12,858,118	

Max Annual DS: 561,174

Footnote:

Data herein for the CDD's budgetary process purposes only.

ASTURIA CDD
FISCAL YEAR 2023-2024 PROPOSED BUDGET
SERIES 2016A-1 AMORTIZATION SCHEDULE

Period Ending	Principal	Coupon	Interest	Debt Service	Annual Debt Service	Bonds Outstanding
						1,880,000
5/1/2023	40,000	4.550%	49,436	89,436		1,840,000
11/1/2023			48,526	48,526	137,963	1,840,000
5/1/2024	45,000	4.550%	48,526	93,526		1,795,000
11/1/2024			47,503	47,503	141,029	1,795,000
5/1/2025	45,000	4.550%	47,503	92,503		1,750,000
11/1/2025			46,479	46,479	138,981	1,750,000
5/1/2026	45,000	4.550%	46,479	91,479		1,705,000
11/1/2026			45,455	45,455	136,934	1,705,000
5/1/2027	50,000	5.250%	45,455	95,455		1,655,000
11/1/2027			44,143	44,143	139,598	1,655,000
5/1/2028	50,000	5.250%	44,143	94,143		1,605,000
11/1/2028			42,830	42,830	136,973	1,605,000
5/1/2029	55,000	5.250%	42,830	97,830		1,550,000
11/1/2029			41,386	41,386	139,216	1,550,000
5/1/2030	60,000	5.250%	41,386	101,386		1,490,000
11/1/2030			39,811	39,811	141,198	1,490,000
5/1/2031	60,000	5.250%	39,811	99,811		1,430,000
11/1/2031			38,236	38,236	138,048	1,430,000
5/1/2032	65,000	5.250%	38,236	103,236		1,365,000
11/1/2032			36,530	36,530	139,766	1,365,000
5/1/2033	65,000	5.250%	36,530	101,530		1,300,000
11/1/2033			34,824	34,824	136,354	1,300,000
5/1/2034	70,000	5.250%	34,824	104,824		1,230,000
11/1/2034			32,986	32,986	137,810	1,230,000
5/1/2035	75,000	5.250%	32,986	107,986		1,155,000
11/1/2035			31,018	31,018	139,004	1,155,000
5/1/2036	80,000	5.250%	31,018	111,018		1,075,000
11/1/2036			28,918	28,918	139,935	1,075,000
5/1/2037	85,000	5.380%	28,918	113,918		990,000
11/1/2037			26,631	26,631	140,549	990,000
5/1/2038	90,000	5.380%	26,631	116,631		900,000
11/1/2038			24,210	24,210	140,841	900,000
5/1/2039	90,000	5.380%	24,210	114,210		810,000
11/1/2039			21,789	21,789	135,999	810,000
5/1/2040	95,000	5.380%	21,789	116,789		715,000
11/1/2040			19,234	19,234	136,023	715,000
5/1/2041	105,000	5.380%	19,234	124,234		610,000
11/1/2041			16,409	16,409	140,643	610,000
5/1/2042	110,000	5.380%	16,409	126,409		500,000
11/1/2042			13,450	13,450	139,859	500,000
5/1/2043	115,000	5.380%	13,450	128,450		385,000
11/1/2043			10,357	10,357	138,807	385,000
5/1/2044	120,000	5.380%	10,357	130,357		265,000
11/1/2044			7,129	7,129	137,485	265,000
5/1/2045	130,000	5.380%	7,129	137,129		135,000
11/1/2045			3,632	3,632	140,760	135,000
5/1/2046	135,000	5.380%	3,632	138,632		-
Total	\$ 1,880,000		\$ 1,452,402	\$ 3,332,402	\$ 3,332,402	

Max Annual DS: 141,198

Footnote:

Data herein for the CDD's budgetary process purposes only.

**ASTURIA CDD
FISCAL YEAR 2023-2024 ADOPTED BUDGET
ASSESSMENT ALLOCATION**

EQUALIZED COSTS	
NET O&M EQUALIZED BUDGET	\$654,694.00
COUNTY COLLECTION COSTS (2%)	\$13,929.66
EARLY PAYMENT DISCOUNT (4%)	\$27,859.32
GROSS O&M EQUALIZED ASSESSMENT	\$696,482.98

STRATIFIED COSTS	
NET O&M STRATIFIED BUDGET	\$366,265.00
COUNTY COLLECTION COSTS (2%)	\$7,792.87
EARLY PAYMENT DISCOUNT (4%)	\$15,585.74
GROSS O&M STRATIFIED ASSESSMENT	\$389,643.62

CAPITAL RESERVE FUND (CRF)	
NET CAPITAL RESERVE FUND	\$200,000.00
COUNTY COLLECTION COSTS (2%)	\$4,255.32
EARLY PAYMENT DISCOUNT (4%)	\$8,510.64
GROSS CRF ASSESSMENT	\$212,765.96

UNIT TYPE	PHASE	UNITS ASSESSED		ALLOCATION OF ADMIN O&M ASSESSMENT					ALLOCATION OF FIELD O&M ASSESSMENT					ALLOCATION OF CAPITAL RESERVE ASSESSMENT					
		O&M	SERIES 2014A-1 DEBT SERVICE (1)	SERIES 2016A-1 DEBT SERVICE (1)	ERU FACTOR	TOTAL ERU's	% TOTAL ERU's	TOTAL ADMIN O&M	ADMIN O&M PER LOT	ERU FACTOR	TOTAL ERU's	% TOTAL ERU's	TOTAL FIELD O&M	FIELD O&M PER LOT	ERU FACTOR	TOTAL ERU's	% TOTAL ERU's	TOTAL CAPITAL RESERVE	CAPITAL RESERVE PER LOT
SINGLE FAMILY 36' TND	1	32	32		1.00	32.0	4.79%	\$33,364.45	\$1,042.64	0.65	20.9	3.53%	\$13,750.72	\$429.71	1.00	32.0	4.79%	\$10,192.38	\$318.51
SINGLE FAMILY 45' TND	1	41	41		1.00	41.0	6.14%	\$42,748.21	\$1,042.64	0.82	33.5	5.65%	\$22,022.63	\$537.14	1.00	41.0	6.14%	\$13,058.99	\$318.51
SINGLE FAMILY 55' TND	1	57	57		1.00	57.0	8.53%	\$59,430.43	\$1,042.64	1.00	57.0	9.60%	\$37,420.57	\$656.50	1.00	57.0	8.53%	\$18,155.18	\$318.51
SINGLE FAMILY 55'	1	69	69		1.00	69.0	10.33%	\$71,942.10	\$1,042.64	1.00	69.0	11.63%	\$45,298.58	\$656.50	1.00	69.0	10.33%	\$21,977.32	\$318.51
SINGLE FAMILY 65'	1	49	49		1.00	49.0	7.34%	\$51,089.52	\$1,042.64	1.18	57.9	9.76%	\$38,017.39	\$775.87	1.00	49.0	7.34%	\$15,607.08	\$318.51
SINGLE FAMILY 55'	2	126	126		1.00	126.0	18.86%	\$131,372.54	\$1,042.64	1.00	126.0	21.23%	\$82,719.15	\$656.50	1.00	126.0	18.86%	\$40,132.50	\$318.51
SINGLE FAMILY 65'	2	31	31		1.00	31.0	4.64%	\$32,321.81	\$1,042.64	1.18	36.6	6.17%	\$24,051.82	\$775.87	1.00	31.0	4.64%	\$9,873.87	\$318.51
SINGLE FAMILY 45' TND	3	43	43		1.00	43.0	6.44%	\$44,833.49	\$1,042.64	0.82	35.2	5.93%	\$23,096.91	\$537.14	1.00	43.0	6.44%	\$13,696.01	\$318.51
SINGLE FAMILY 55' TND	3	25	25		1.00	25.0	3.74%	\$26,065.98	\$1,042.64	1.00	25.0	4.21%	\$16,412.53	\$656.50	1.00	25.0	3.74%	\$7,962.80	\$318.51
SINGLE FAMILY 65'	3	8	8		1.00	8.0	1.20%	\$8,341.11	\$1,042.64	1.18	9.5	1.59%	\$6,206.92	\$775.87	1.00	8.0	1.20%	\$2,548.10	\$318.51
TOWNHOMES	3	108		108	1.00	108.0	16.17%	\$112,605.03	\$1,042.64	0.40	43.2	7.28%	\$28,360.85	\$262.60	1.00	108.0	16.17%	\$34,399.29	\$318.51
SINGLE FAMILY 55'	3	22		22	1.00	22.0	3.29%	\$22,938.06	\$1,042.64	1.00	22.0	3.71%	\$14,443.03	\$656.50	1.00	22.0	3.29%	\$7,007.26	\$318.51
SINGLE FAMILY 65'	3	18		18	1.00	18.0	2.69%	\$18,767.51	\$1,042.64	1.18	21.3	3.58%	\$13,965.57	\$775.87	1.00	18.0	2.69%	\$5,733.21	\$318.51
SINGLE FAMILY 65'	4	22		22	1.00	22.0	3.29%	\$22,938.06	\$1,042.64	1.18	26.0	4.38%	\$17,069.03	\$775.87	1.00	22.0	3.29%	\$7,007.26	\$318.51
TOWNHOMES	5	10		10	1.00	10.0	1.50%	\$10,426.39	\$1,042.64	0.40	4.0	0.67%	\$2,626.00	\$262.60	1.00	10.0	1.50%	\$3,185.12	\$318.51
SINGLE FAMILY 50'	5	7		7	1.00	7.0	1.05%	\$7,298.47	\$1,042.64	0.91	6.4	1.07%	\$4,181.91	\$597.42	1.00	7.0	1.05%	\$2,229.58	\$318.51
		668	481	187		668.0	100.00%	\$696,482.98			593.5	100.00%	\$389,643.62			668.0	112.55%	\$212,765.96	

UNIT TYPE	PHASE	PER UNIT ANNUAL ASSESSMENT (2)			PROPOSED TOTAL PER UNIT (3)
		TOTAL O&M & CRF PER LOT	SERIES 2014A-1 DEBT SERVICE	SERIES 2016A-1 DEBT SERVICE	
SINGLE FAMILY 36' TND	1	\$1,790.86	\$950.00		\$2,740.86
SINGLE FAMILY 45' TND	1	\$1,898.29	\$1,100.00		\$2,998.29
SINGLE FAMILY 55' TND	1	\$2,017.65	\$1,250.00		\$3,267.65
SINGLE FAMILY 55'	1	\$2,017.65	\$1,300.00		\$3,317.65
SINGLE FAMILY 65'	1	\$2,137.02	\$1,350.00		\$3,487.02
SINGLE FAMILY 55'	2	\$2,017.65	\$1,300.00		\$3,317.65
SINGLE FAMILY 65'	2	\$2,137.02	\$1,350.00		\$3,487.02
SINGLE FAMILY 45' TND	3	\$1,898.29	\$1,100.00		\$2,998.29
SINGLE FAMILY 55' TND	3	\$2,017.65	\$1,250.00		\$3,267.65
SINGLE FAMILY 65'	3	\$2,137.02	\$1,350.00		\$3,487.02
TOWNHOMES	3	\$1,623.75		\$500.00	\$2,123.75
SINGLE FAMILY 55'	3	\$2,017.65		\$1,300.00	\$3,317.65
SINGLE FAMILY 65'	3	\$2,137.02		\$1,350.00	\$3,487.02
SINGLE FAMILY 65'	4	\$2,137.02		\$1,350.00	\$3,487.02
TOWNHOMES	5	\$1,623.75		\$500.00	\$2,123.75
SINGLE FAMILY 50'	5	\$1,958.57		\$1,275.00	\$3,233.57

FY 2023 PER LOT	VARIANCE FY23 TO FY24 PER LOT	% VARIANCE
\$2,467.18	\$273.68	11.09%
\$2,679.61	\$318.68	11.89%
\$2,898.97	\$368.68	12.72%
\$2,948.97	\$368.68	12.50%
\$3,068.33	\$418.69	13.65%
\$2,948.97	\$368.68	12.50%
\$3,068.33	\$418.69	13.65%
\$2,679.61	\$318.68	11.89%
\$2,898.97	\$368.68	12.72%
\$3,068.33	\$418.69	13.65%
\$1,920.08	\$203.67	10.61%
\$2,948.97	\$368.68	12.50%
\$3,068.33	\$418.69	13.65%
\$3,068.33	\$418.69	13.65%
\$1,920.08	\$203.67	10.61%
\$2,889.63	\$343.94	11.90%

(1) Reflects the total number of lots with Series 2014A-1 and 2016A-1 debt outstanding.

(2) Annual debt service assessments per unit adopted in connection with the Series 2014A-1 & 2016A-1 bond issuances. Annual Debt Service Assessments includes principal, interest, Pasco County collection costs and early payment discounts.

(3) Annual assessments that will appear on the November, 2023 Pasco County property tax bill. Amount shown includes all applicable county collection costs (2%) and early payment discounts (up to 4% if paid early).

EXHIBIT 5

Proposals Awaiting Approval

Asturia CDD
14575 Promenade Parkway
Odessa, FL 33556

LAND OR TREE	Project	Location	Amount	Date proposal submitted	Date proposal approved	Date proposal completed
LAND	Landscape Installation	West entrance & SR 54 at Traffic Light Island.	\$1,260.00	7.20.23		
LAND	Landscape Installation	East entrance on SR 54	\$1,620.00	7.20.23		
LAND	Sod Installation	Various locations on Promenade	\$16,500.00	7.20.23		
			\$			



The New Standard in Landscape Maintenance

1.888.RED.TREE

www.redtreelandscape.com

5532 Auld Lane, Holiday FL 34690

Landscape Installation Proposal

FOR

Asturia CDD

Attention: Tish Dobson

July 20, 2023

Scope of Work: Landscape Installation at West Entrance & SR 54 – Traffic island.

- Install (55) 1-gallon Blue My Mind Blue Daze.
- Install (15) 3-gallon Variegated Jack Frost.
- Install (2) cubic yards of brown shredded mulch.
- Includes all labor and materials.

PRICE: \$1,260.00

Authorized Signature to Proceed

_____/_____/_____
Date of Authorization

Proposal submitted by John Burkett - Client Care Specialist
jbkett@redtreelandscape.com / Cell phone: (727) 267-2059



The New Standard in Landscape Maintenance

1.888.RED.TREE

www.redtreelandscape.com

5532 Auld Lane, Holiday FL 34690

Landscape Installation Proposal

FOR

Asturia CDD

Attention: Tish Dobson

July 20, 2023

Scope of Work: Landscape Installation at East Entrance & SR 54.

- Install (50) 1-gallon Blue My Mind Blue Daze at top of Monument wall.
- Install (60) 1-gallon Society Garlic along bottom of wall.
- Install (4) cubic yards of brown shredded mulch.
- Includes all labor and materials.

PRICE: \$1,620.00

Authorized Signature to Proceed

_____/_____/_____
Date of Authorization

Proposal submitted by John Burkett - Client Care Specialist
jburrkett@redtreelandscape.com / Cell phone: (727) 267-2059



The New Standard in Landscape Maintenance

1.888.RED.TREE

www.redtreelandscape.com

5532 Auld Lane, Holiday FL 34690

Sod Installation Proposal

FOR

Asturia CDD

Attention: Tish Dobson

July 20, 2023

Scope of Work: Sod Installation at various locations on Promenade.

- Ripout existing sod at various locations on Promenade.
- Install (6,000) square feet of fresh floritam sod.
- Includes all labor, materials, debris disposal and dumping fees.

PRICE: \$16,500.00

Authorized Signature to Proceed

_____/_____/_____
Date of Authorization

Proposal submitted by John Burkett - Client Care Specialist
jburkett@redtreelandscape.com / Cell phone: (727) 267-2059

EXHIBIT 6

Aquatic Services Report

Technician

Doug Fitzhenry

Job Details

Service Date	6/8/2023
Customer	Asturia CDD
Weather Conditions	Partly Cloudy
Wind	4 SW
Temperature	86
Multiple Sites Treated	Yes

Ponds Treated Information Repeatable - 3 Count

1 of 3

Pond Numbers	All
Service Performed	Treatment
Work Performed	<input checked="" type="checkbox"/> Grasses
Equipment Used	<input checked="" type="checkbox"/> ATV/UTV
Water Level	High
Restrictions	None
Observations/Recommendations	All sites treated for invasive growth

2 of 3

Pond Numbers	1 2 4 5 3740c 3500e 3490a 3510c 3500c x 3400b 3410
Service Performed	Treatment
Work Performed	<input checked="" type="checkbox"/> Algae
Equipment Used	<input checked="" type="checkbox"/> ATV/UTV
Water Level	High
Restrictions	None

Aquatic Services Report

Observations/Recommendations

Sites treated for algae sites 3410 3500c 3500d had a lot of grass clippings in the pond from landscapers contributing to algae issues

3 of 3

Pond Numbers

Sumps

Service Performed

Treatment

Work Performed

Other

Equipment Used

Backpack

Water Level

High

Restrictions

None

Observations/Recommendations

Mosquito dunks added

Aquatic Services Report

Technician

Doug Fitzhenry

Job Details

Service Date	6/19/2023
Customer	Asturia CDD
Weather Conditions	Partly Cloudy
Wind	4sw
Temperature	92
Multiple Sites Treated	Yes



Ponds Treated Information

Repeatable - 1 Count

1 of 1

Pond Numbers	2 3 4 5 x
Service Performed	Treatment
Work Performed	<input checked="" type="checkbox"/> Algae
Equipment Used	<input checked="" type="checkbox"/> ATV/UTV
Water Level	High
Restrictions	None
Observations/Recommendations	Sites treated for algae



Order report

Service details	
Technician: Darren Maio	Client: Asturia CDD
Service Date	6/27/2023
Request Warranted	Yes
Action Taken	Treated pond for Planktonic Algae.
Service Date	6/27/2023
Customer	Asturia CDD
Weather Conditions	Partly Cloudy
Wind	10 MPH W
Temperature	94*
Multiple Sites Treated	No
Pond Number	3
Service Performed	Treatment
Work Performed	<input checked="" type="checkbox"/> Algae
Equipment Used	<input checked="" type="checkbox"/> ATV/UTV
Water Level	Medium
Restrictions	None
Observations/Recommendations	Treated pond for a growing planktonic algae bloom.
Pictures of Work Completed	

Order report



Target(s)

Algae - Planktonic

Order report

Service details	
Technician:	Client:
Doug Fitzhenry	Asturia CDD
Service Date	7/3/2023
Request Warranted	Yes
Action Taken	Site treated for algae caused by grass clippings Chara and dwarf arrowhead
Service Date	7/3/2023
Customer	Asturia CDD
Weather Conditions	Sunny
Wind	2sw
Temperature	94
Multiple Sites Treated	No
Pond Number	3400B
Service Performed	Treatment
Work Performed	<input checked="" type="checkbox"/> Algae <input checked="" type="checkbox"/> Other
Equipment Used	<input checked="" type="checkbox"/> ATV/UTV
Water Level	Medium
Restrictions	None
Observations/Recommendations	Site treated for algae caused. By grass clippings Chara and dwarf arrowhead
Target(s)	<input checked="" type="checkbox"/> Algae - Filamentous <input checked="" type="checkbox"/> Chara <input checked="" type="checkbox"/> Other
Target(s)	<input checked="" type="checkbox"/> Algae - Filamentous <input checked="" type="checkbox"/> Chara <input checked="" type="checkbox"/> Other

Order report

Target(s)

Algae - Filamentous

Chara

Other

Target(s)

Algae - Filamentous

Chara

Other

Target(s)

Algae - Filamentous

Chara

Other

EXHIBIT 7

Aquatics

Ponds: Management of algae and invasive vegetation is ongoing. Considering the season, most of the ponds are in good condition. Nuisance grasses were noticeable in moderate amounts, but Blue Water Aquatics is targeting those areas as they pop up. A couple of ponds had surface algae blooms that are also being targeted for eradication.



Landscape & Irrigation Maintenance

Turf: The turf is still recovering from the draught conditions; however, there are areas that are now being taken over by weeds and Chinch bugs. The eradication of broadleaf weeds during the current conditions is rough on the turf so a mild herbicide treatment may be necessary until the cooler months.



Hedge Lines: There a notable pockets of shrubs that have perished and / or are in severe distress. Recommend evaluating the irrigation to ensure proper coverage.

Bed Maintenance: It is evident that weed control was applied; however, many of the beds are unsightly. Manual removal is recommended as soon as possible.




Bed Maintenance Continued: The hard and soft edging is at spec. Due to the recent rain events, there are areas where the mulch is spilling out of the beds causing an unkept appearance. Recommend pushing the mulch further up into the beds.



Observations

Chinch Bug Activity: Patches of Chinch Bug activity is prevalent in areas of stressed turf.
Dead Shrub: Recommend removing the dead shrub from the bed near 15233 Renaissance Ave.
Moss: Removal of the moss from the Crepe Myrtles is recommended as an ongoing project.
Annuals: The Coleus beds are popping with new growth and vibrant color. The fuller plants will assist in keeping the weeds at bay.



Additional Observations

Line Trimming: The trees around the pond at the end of Promenade were not line trimmed the week of 7/17.
Trail Bridges: Vegetation is beginning to grow through the handrails. Recommend line trimming the outer edges of the bridge.
Pool Deck Push Button: Ordered a new push button cover for the gate near the Fitness Center as it is missing.
Stormwater Inlets: Grasses and weeds are beginning to pop up. Will ask RedTree to apply weed control, as needed.

District Manager Report

Access Card System:

DCSI repaired the system the second week of July.

Bike Racks: Anticipated delivery date is between 7/24 – 7/26.

Fitness Center Flooring:

The flooring installation is tentatively scheduled for August 4th. Fit Rev increased the demolition and equipment removal to \$4000.00. An agreement was reached with Fit Rev to decrease the final flooring invoice by \$1500.00 to allow the District to hire a third-party vendor to demo the carpet and move the equipment. Site Masters will complete the demolition and moving of the equipment for \$1500.00.

Jimerson Birr:

The final draft of the Cost Share Agreement was approved and forwarded to Lantower for consideration. To date, we have not received a response.

Landscape Concerns:

Fielded several concerns regarding irrigation, condition of sod, Chinch bugs, and weeds in the beds.

Portico Street Extension Letter:

The letter was drafted and mailed to Pasco County. To date, Pasco County has not responded.

Room Rentals:

Scheduled one room rental for both July and August.

Site Visits:

6/24, 6/27, 6/30, 7/3, 7/6, 7/9, 7/12, 7/15, 7/17, 7/20, 7/22.

Staffing:

Conducted several phone interviews over the month, but the travel time of both individuals was further than they anticipated.

Meeting with a resident of Asturia on July 24th to fill the second 15-20 hour position.

The current employee is on vacation until August 7th.

Trails Edge Erosion Project:

The homeowner completed their repairs on July 20th. The District is in receipt of the 50% payment for the pond embankment repairs of which Site Masters is scheduled to begin the week of July 23rd.

EXHIBIT 8

1 **MINUTES OF MEETING**

2 **ASTURIA**

3 **COMMUNITY DEVELOPMENT DISTRICT**

4 The Regular Meeting of the Board of Supervisors of the Asturia Community Development District
5 was held on Tuesday, June 27, 2023 at 6:00 p.m., at the Asturia Clubhouse, 14575 Promenade Pkwy.,
6 Odessa, Florida 33556, with Zoom Conference Call available.

7 **FIRST ORDER OF BUSINESS – Call To Order**

8 Ms. Dobson called the meeting to order and conducted roll call.

9 Present and constituting a quorum were:

- | | | |
|----|----------------|---------------------------------------|
| 10 | Glenn Penning | Board Supervisor, Chairman |
| 11 | Jacques Darius | Board Supervisor, Vice Chairman |
| 12 | Marie Pearson | Board Supervisor, Assistant Secretary |

13 Also present were:

- | | | |
|----|---------------------------------|---|
| 14 | Tish Dobson | District Manager, Vesta District Services |
| 15 | Grace Kobitter | District Counsel, Kilinski Van Wyk |
| 16 | Brad Foran <i>(via phone)</i> | District Engineer, Lighthouse Engineering |
| 17 | John Burkett | RedTree |
| 18 | James Rouse | RedTree |
| 19 | Chris Thompson | Blue Water Aquatics |
| 20 | Shelley Penning | Resident |
| 21 | John Wolf | Resident |
| 22 | Rob Wolf | Resident |
| 23 | Ross Scheinbaum | Resident |
| 24 | Denise Greco <i>(via phone)</i> | Resident |
| 25 | Chintan Shah <i>(via phone)</i> | Resident |
| 26 | Patricia McManus | Resident |
| 27 | Elizabeth | Resident |

28 *The following is a summary of the discussions and actions taken at the June 27, 2023 Asturia CDD Board*
29 *of Supervisors Regular Meeting. Audio for this meeting is available upon public records request.*

30 **SECOND ORDER OF BUSINESS – Pledge of Allegiance**

31 Supervisor Darius led those present in the Pled of Allegiance.

32 **THIRD ORDER OF BUSINESS – Audience Comments – (limited to 3 minutes per individual for agenda**
33 *items)*

34 Mr. Scheinbaum presented his findings and work done to combat erosion on the pond near his home
35 and requested assistance from the Board to cover the costs. Discussion ensued.

36 On a MOTION by Mr. Darius, SECONDED by Mr. Penning, WITH ALL IN FAVOR, the Board approved
37 the District Manager to match Ross Scheinbaum expenditures to repair the erosion up to and not to exceed
38 \$5,000.00, for the Asturia Community Development District.

39 Ms. Greco asked about the repair of the pool gait and the painting of the mailboxes in phase 1.
40
41

42 **FOURTH ORDER OF BUSINESS – Staff Reports**

43 A. Landscape & Irrigation

44 Mr. Burkett and James verbally presented their reports on the landscaping and the irrigation.
45 Discussion ensued.

46 Mr. Shah asked about the damage repair at the East entrance and on Promenade Pkwy.

47 Ms. McManus noted her concern about fungus from the common area spreading to her property.

48 1. Exhibit 1: Irrigation Inspection Reports

49 B. Exhibit 2: Aquatic Services Report

50 Mr. Thompson presented his report on the aquatics.

51 C. District Engineer

52 Discussion ensued regarding pond erosion at Trails Edge, a steep slope at Fenland Way, and a
53 sinking structure.

54 Mr. Foran noted that Lighthouse Engineering had not received a response to their letter to Florida
55 Design Consulting for the construction documents. Discussion ensued.

56 Discussion ensued regarding the facilities report and the correction that the Board's intent is not
57 to extend Portico.

58 D. District Counsel

59

60 E. Land Use Counsel

61

62 On a MOTION by Mr. Penning, SECONDED by Mr. Darius, WITH ALL IN FAVOR, the Board approved
63 the proposed Cost Share Agreement and Letter to Lantower, in substantial form, for the Asturia Community
64 Development District.

65

66 F. Exhibit 3: District Manager Report & Field Operations Report

67 Discussion ensued regarding the current staffing matrix, and the factors involved in adding a full-
68 time position.

69 Discussion ensued regarding recruitment.

70 **FIFTH ORDER OF BUSINESS – Consent Agenda**

71 A. Exhibit 4: Consideration for Approval – The Minutes of the Board of Supervisors Regular Meeting
72 Held May 30, 2023

73 B. Exhibit 5: Consideration for Acceptance – The May 2023 Unaudited Financial Statements

74 C. Exhibit 6: Consideration of Operation and Maintenance Expenditures for May 2023

75 Discussion ensued regarding invoices being submitted to the District in a timely fashion.

76 On a MOTION by Mr. Darius, SECONDED by Ms. Pearson, WITH ALL IN FAVOR, the Board approved
77 the Consent Agenda as presented, for the Asturia Community Development District.

78

79

80 **SIXTH ORDER OF BUSINESS – Business Items**

81 A. Discussion of Portico St. Dead-End

82 Discussion ensued.

83 B. Exhibit 7: Discussion of Room Rental Pricing Comparisons

84 Discussion ensued. The rates will remain as they are without revision.

85 **SEVENTH ORDER OF BUSINESS – Audience Comments** *(limited to 3 minutes per individual for non-*
86 *agenda items)*

87 Ms. McManus commented on the staff enforcing the rules at the pool. Discussion ensued regarding
88 revoking privileges when violating the rules, and self-policing.

89 **EIGHTH ORDER OF BUSINESS – Supervisors Requests**

90 Mr. Darius requested that vendors remain in the meeting if there are topics that may involve their
91 services.

92 Ms. Pearson commented on the large trucks driving through the community. Discussion ensued
93 regarding holiday lighting.

94 Mr. Penning commented on the need for grinding of sidewalks that were a tripping hazard in front
95 of the residents' homes. Discussion ensued regarding the pooling of water on the sidewalks in front
96 of the residents' homes.

97 **NINTH ORDER OF BUSINESS – Action Items Summary**

98 Ms. Dobson indicated that the Action Items Summary would be emailed.

99 **TENTH ORDER OF BUSINESS – Next Month's Agenda Items**

100 Staffing and proposed Cost Share agreement.

101 **ELEVENTH ORDER OF BUSINESS – Next Meeting Quorum Check: July 25, 6:00 PM – Budget**
102 **Public Hearing**

103 Mr. Penning, Mr. Darius, and Ms. Pearson stated that they would attend the next Board meeting to
104 be held on July 25th at 6PM. Mr. Tietz had previously advised that he would not be in attendance,
105 and Ms. Coppa was not present to confirm attendance.

106 **TWELFTH ORDER OF BUSINESS – Adjournment**

107 Ms. Dobson asked for final questions, comments, or corrections before requesting a motion to
108 adjourn the meeting. There being none, Mr. Darius made a motion to adjourn the meeting.

109 On a MOTION by Mr. Darius, SECONDED by Ms. Pearson, WITH ALL IN FAVOR, the Board adjourned
110 the meeting at 7:55 p.m. for the Astoria Community Development District.

111 **Each person who decides to appeal any decision made by the Board with respect to any matter considered*
112 *at the meeting is advised that person may need to ensure that a verbatim record of the proceedings is made,*
113 *including the testimony and evidence upon which such appeal is to be based.*

114 **Meeting minutes were approved at a meeting by vote of the Board of Supervisors at a publicly noticed**
115 **meeting held on July 25, 2023.**

116

117

118

119

120

Signature

Signature

Printed Name

Printed Name

121 **Title:** **Secretary** **Assistant Secretary**

Title: **Chairman** **Vice Chairman**

EXHIBIT 9

Astoria
Community Development District

Financial Statements
(Unaudited)

June 30, 2023

**Asturia CDD
Balance Sheet
June 30, 2023**

	<u>GENERAL FUND</u>	<u>RESERVE FUND</u>	<u>DS SERIES 2014</u>	<u>DS SERIES 2016</u>	<u>TOTAL</u>
<u>ASSETS:</u>					
CASH	\$810,791	\$ -	\$ -	\$ -	\$ 810,791
MONEY MARKET	\$74,203				\$ 74,203
TRUIST CHECKING					\$0
INVESTMENTS:					
REVENUE FUND	-		271,877	53,733	325,610
PRINCIPAL	-	-	-	0	0
INTEREST FUND	-	-	-	49,409	49,409
RESERVE	-	-	289,052	73,266	362,317
PREPAYMENT	-	-	1	1	2
SINKING FUND	-	-	-	40,000	40,000
DEPOSITS (UTILITY)	6,446	-	-	-	6,446
PREPAID EXPENSE	120	-	-	-	120
ASSESSMENTS RECEIVABLE - ON ROLL	-	-	-	-	-
ASSESSMENTS RECEIVABLE - ON ROLL EXCESS	-	-	-	-	-
ACCOUNTS RECEIVABLE	-	-	-	-	-
ASSESSMENTS RECEIVABLE - OFF ROLL PRIOR YR	-	-	-	-	-
DUE FROM OTHER FUNDS	-	45,324	9,929	2,501	57,754
TOTAL ASSETS	<u>\$891,561</u>	<u>\$ 45,324</u>	<u>\$ 570,859</u>	<u>\$ 218,910</u>	<u>\$ 1,726,653</u>
<u>LIABILITIES:</u>					
ACCOUNTS PAYABLE	\$ 80,084	\$ -	\$ -	\$ -	\$ 80,084
DUE TO OTHER FUNDS	57,754	-	-	-	57,754
ACCRUED EXPENSES	14,227	-	-	-	14,227
RENTAL DEPOSITS	1,500	-	-	-	1,500
<u>FUND BALANCES:</u>					
NONSPENDABLE:	-				-
PREPAID AND DEPOSITS	6,446	-	-	-	6,446
RESTRICTED FOR:					
DEBT SERVICE	-		570,859	218,910	789,769
CAPITAL PROJECTS	-	-	-	-	-
UNASSIGNED:	731,550	45,324	-	-	776,874
TOTAL LIABILITIES & FUND BALANCE	<u>\$ 891,561</u>	<u>\$ 45,324</u>	<u>\$ 570,859</u>	<u>\$ 218,910</u>	<u>\$ 1,726,653</u>

Asturia CDD
General Fund (O&M)
Statement Of Revenue, Expenditures And Changes In Fund Balance
For The Period Starting October 1, 2022 and Ending June 30, 2023

	FY2023 ADOPTED BUDGET	CURRENT MONTH	ACTUAL YEAR-TO-DATE	VARIANCE + / (-)	% OF BUDGET
REVENUE					
SPECIAL ASSESSMENTS - ON-ROLL (Net)	\$ 1,054,160	-	\$ 1,003,227	\$ (50,933)	95%
SPECIAL ASSESSMENTS - ON-ROLL (DISCOUNT)	(42,166)	-	(6,793)	\$ 35,373	16%
ROOM RENTAL	5,000	-	8,105	\$ 3,105	162%
MISCELLANEOUS REVENUE	15,000	626	15,716	\$ 716	105%
INTEREST REVENUE	-	310	2,712	\$ 2,712	100%
ACCESS CARDS	500	-	448		
EVENT FEES	2,500				
TOTAL REVENUE	1,034,994	936	1,023,415	\$ (11,579)	99%
EXPENDITURES					
ADMINISTRATIVE EXPENSES					
SUPERVISOR COMPENSATION	12,000	800	12,600	600	105%
PAYROLL TAXES	918	61	864	(54)	94%
PAYROLL SERVICES	-	-	-	-	
DISTRICT MANAGEMENT	57,955	4,000	37,492	(20,463)	65%
FACILITY RENTAL	-	-	-	-	
REGULATORY & PERMIT FEES	175	-	175	-	100%
RECORD STORAGE / ARCHIVING	-	-	-	-	
MISCELLANEOUS FEES	-	75	544	544	
AUDITING SERVICES	3,575	-	-	(3,575)	0%
LEGAL ADVERTISING	1,500	335	1,732	232	115%
MAIL NOTICE	600	1,109	1,489	889	248%
DISTRICT ENGINEER	20,000	4,275	4,275	(15,725)	21%
LEGAL SERVICES - GENERAL	45,000	3,769	62,830	17,830	140%
LEGAL SERVICES - REDEVELOPMENT RELATED WORK	-	-	-	-	
WEB-SITE / EMAIL SYSTEM - IT SUPPORT	5,500	105	5,360	(140)	97%
TAX COLLECTOR FEES	150	-	774	624	516%
MISC. ASSESSMENT COLLECTION COST	21,083	-	3,253	(17,830)	15%
ASSESSMENT COLLECTION FEES	-	-	-	-	
TOTAL GENERAL ADMINISTRATION	168,456	14,529	131,388	(37,068)	78%
INSURANCE:					
INSURANCE (Public Officials, Liability, Property)	3,730	-	23,441	19,711	628%
TOTAL INSURANCE	3,730	-	23,441	19,711	628%
DEBT SERVICE ADMINISTRATION:					
DISSEMINATION SERVICES (DISCLOSURE REPORT)	-	-	-	-	
ARBITRAGE REBATE CALCULATION	1,000	-	1,250	250	125%
BOND AMORTIZATION	-	-	-	-	
TRUSTEES FEES	8,500	-	6,000	(2,500)	71%
TOTAL DEBT SERVICE ADMINISTRATION	9,500	-	7,250	(2,250)	76%
TOTAL ADMINISTRATIVE	181,686	14,529	162,079	(19,607)	89%

Asturia CDD
General Fund (O&M)
Statement Of Revenue, Expenditures And Changes In Fund Balance
For The Period Starting October 1, 2022 and Ending June 30, 2023

	FY2023 ADOPTED BUDGET	CURRENT MONTH	ACTUAL YEAR-TO-DATE	VARIANCE + / (-)	% OF BUDGET
FIELD OPERATIONS & MAINTENANCE:					
UTILITY - RECREATION FACILITY	21,000	-	1,873	(19,127)	9%
UTILITY - STREETLIGHTS	190,752	13,961	137,452	(53,300)	72%
UTILITY - IRRIGATION	4,464	-	335	(4,129)	7%
UTILITY SERVICES	1,200	-	86	(1,114)	7%
GARBAGE - RECREATION FACILITY	468	-	134	(334)	29%
SOLID WASTE ASSESSMENT	670	64	440	(230)	66%
UTILITY - RECLAIMED WATER	55,000	2,467	15,954	(39,046)	29%
STORMWATER ASSESSMENT	900	-	-	(900)	0%
LAKE & POND MAINTENANCE	7,760	1,005	8,759	999	113%
INSURANCE - PROPERTY	17,171	-	-	(17,171)	0%
INSURANCE - GENERAL LIABILITY	4,068	-	-	(4,068)	0%
R&M IRRIGATION	2,000	958	8,978	6,978	449%
LANDSCAPE MAINTENANCE	202,036	12,975	128,338	(73,699)	64%
LANDSCAPE REPLACEMENT	2,000	-	2,000	-	100%
HOLIDAY LIGHTS & DECORATION	2,000	-	1,410	(590)	71%
MISC. CONTINGENCY	176,643	4,432	77,039	(99,604)	44%
R&M SIDEWALKS	2,000	-	-	(2,000)	0%
ROADWAY REPAIR	5,000	-	-	(5,000)	0%
PRESSURE WASHING	10,000	-	207	(9,793)	2%
TOTAL FIELD OPERATIONS	705,132	35,862	383,005	(322,127)	54%
PARKS AND RECREATION					
FIELD MANAGEMENT	50,000	2,042	22,662	(27,338)	45%
POOL MAINTENANCE	12,000	1,027	8,772	(3,228)	73%
WILDLIFE MANAGEMENT	2,400	-	-	(2,400)	0%
CLEANING SERVICES	8,400	1,500	10,800	2,400	129%
PEST CONTROL	660	167	497	(163)	75%
TELEPHONE / INTERNET	2,981	254	1,548	(1,433)	52%
FITNESS EQUIPMENT	1,500	-	825	(675)	55%
AMENITY MAINTENANCE & REPAIRS	6,000	-	4,030	(1,970)	67%
A/C & HEATING MAINTENANCE	1,500	-	1,755	255	117%
BOARDWALK & BRIDGE MAINTENANCE	2,500	-	9	(2,491)	0%
POOL FURNITURE REPAIR & REPLACEMENT	3,500	-	2,357	(1,143)	67%
SECURITY SYSTEM MONITORING	11,720	-	-	(11,720)	0%
DOG PARK MAINTENANCE	250	-	45	(205)	18%
MISC. EXPENSES	3,000	-	-	(3,000)	0%
OFFICE SUPPLIES	250	26	667	417	267%
CLUBHOUSE JANITORIAL SUPPLIES	3,600	241	677	(2,923)	19%
PARK GARBAGE & DOG WASTE STATION SUPPLIES	8,216	-	1,127	(7,089)	14%
POOL PERMITS	300	-	280	(20)	93%
SPECIAL EVENTS	4,400	-	13	(4,387)	0%
TOTAL PARKS AND RECREATION	123,177	5,256	56,064	(67,113)	46%
TOTAL EXPENDITURES	1,009,995	55,647	601,147	(408,848)	60%
RESERVES					
RESERVE - POOL	15,000	-	-	(15,000)	0%
RESERVE - ROADWAYS	10,000	-	-	(10,000)	0%
TOTAL RESERVES	25,000	-	-	(25,000)	0%
TOTAL RESERVES & EXPENDITURES	1,034,995	55,647	601,147	(433,848)	58%
EXCESS OF REV. OVER/(UNDER) EXPEND.	(1)		422,269		
OTHER FINANCING SOURCES (USES)					
TRANSFER-IN	-	-	-	-	
TRANSFER-OUT	-	-	-	-	
TOTAL OTHER FINANCING SOURCES (USES)	-	-	-	-	
NET CHANGE IN FUND BALANCE			422,269	-	
FUND BALANCE - BEGINNING			309,281		
FUND BALANCE - ENDING			\$ 731,550		

**Asturia CDD
RESERVE FUND**
**Statement Of Revenue, Expenditures And Changes In Fund Balance
For The Period Starting October 1, 2022 and Ending June 30, 2023**

	FY2023 ADOPTED BUDGET	CURRENT MONTH	ACTUAL YEAR-TO-DATE	FAVORABLE UNFAVORABLE VARIANCE
REVENUE				
SPECIAL ASSESSMENTS - OFF ROLL	\$ 18,457	\$ 173	\$ 18,021	\$ 17,848
MISCELLANEOUS	-	-	-	-
FUND BALANCE FORWARD	-	-	-	-
LESS: DISCOUNT ASSESSMENTS	(724)	-	(122)	(122)
TOTAL REVENUE	17,733	173	17,899	17,726
EXPENDITURES				
COUNTY - ASSESSMENT COLLECTION FEES	354	-	58	(58)
INTEREST EXPENSE (MAY 1, 2020)	-	-	-	-
INTEREST EXPENSE (NOV 1, 2020)	-	-	-	-
PRINCIPAL PAYMENT (MAY 1, 2020)	-	-	-	-
TOTAL EXPENDITURES	354	-	58	(58)
EXCESS REVENUE OVER (UNDER) EXPENDITURES	17,379	173	17,841	17,668
OTHER FINANCING SOURCES (USES)				
TRANSFERS-IN	-	-	-	-
TRANSFERS-OUT	-	-	-	-
TOTAL OTHER FINANCING SOURCES (USES)	-	-	-	-
NET CHANGE IN FUND BALANCE	17,379	173	17,841	17,668
FUND BALANCE - BEGINNING	-	-	27,483	27,483
INCREASE IN FUND BALANCE	-	-	-	-
FUND BALANCE - ENDING	\$ 17,379	\$ 173	\$ 45,324	\$ 45,151

(a) Debt series 2005A debt forbearance is extended to March 10, 2019

Asturia CDD
Debt Service - Series 2014
Statement Of Revenue, Expenditures And Changes In Fund Balance
For The Period Starting October 1, 2022 and Ending June 30, 2023

	FY2023 ADOPTED BUDGET	2015 (05A) ACTUAL YEAR-TO-DATE
REVENUE		
SPECIAL ASSESSMENTS - ON ROLL	\$ 597,600	\$ 568,726
ASSESSMENT-OFF ROLL - BOARDWALK/COLERIDGE		-
INTEREST-INVESTMENT	-	8,984
LESS: DISCOUNT ASSESSMENT	(23,904)	(3,851)
TOTAL REVENUE	573,696	573,859
EXPENDITURES		
COUNTY - ASSESSMENT COLLECTION FEES	11,952	1,844
INTEREST EXPENSE	412,730	412,730
INTEREST EXPENSE	-	-
PRINCIPAL Payment	150,000	150,000
TRUSTEE FEES		-
LEGAL EXPENSE		
TOTAL EXPENDITURES	574,682	564,574
EXCESS REVENUE OVER (UNDER) EXPENDITURES	(986)	9,286
OTHER FINANCING SOURCES (USES)		
TRANSFERS-IN	-	-
TRANSFERS-OUT	-	-
TOTAL OTHER FINANCING SOURCES (USES)	-	-
NET CHANGE IN FUND BALANCE	(986)	9,286
FUND BALANCE - BEGINNING	-	561,573
INCREASE IN FUND BALANCE		-
FUND BALANCE - ENDING		\$ 570,859

Asturia CDD
Debt Service - Series 2016
Statement Of Revenue, Expenditures And Changes In Fund Balance
For The Period Starting October 1, 2022 and Ending June 30, 2023

	FY2023 ADOPTED BUDGET	2015 (07A) ACTUAL YEAR-TO-DATE
REVENUE		
ASSESSMENTS-ON-ROLL (GROSS)	\$ 150,525	\$ 143,252
INTEREST-INVESTMENT	-	1,964
FUND BALANCE FORWARD	-	-
LESS: DISCOUNT ASSESSMENT	(6,021)	(970)
TOTAL REVENUE	144,504	144,246
EXPENDITURES		
COUNTY - ASSESSMENT COLLECTION FEES	3,011	464
INTEREST EXPENSE (NOV 1, 2022)	98,819	49,409
INTEREST EXPENSE	-	-
PRINCIPAL Payment May 1, 2022	40,000	-
TOTAL EXPENDITURES	141,830	49,874
EXCESS REVENUE OVER (UNDER) EXPENDITURES	2,674	94,372
OTHER FINANCING SOURCES (USES)		
TRANSFERS-IN	-	-
TRANSFERS-OUT	-	(1,313)
TOTAL OTHER FINANCING SOURCES (USES)	-	(1,313)
NET CHANGE IN FUND BALANCE	2,674	93,059
FUND BALANCE - BEGINNING	-	125,851
FUND BALANCE - ENDING	\$ 2,674	\$ 218,910

ASTURIA CDD
Cash Reconciliation (General Fund)
June 30, 2023

	Operating Acct Bank United
Balance Per Bank Statement	\$831,898.02
Deposits	0.02
Less: Outstanding Checks	(21,106.69)
<i>Adjusted Bank Balance</i>	<u><u>\$810,791.35</u></u>
Beginning Bank Balance Per Books	\$836,765.34
Cash Receipts & Credits	17,342.35
Cash Disbursements	(43,316.34)
<i>Balance Per Books</i>	<u><u>\$810,791.35</u></u>

Asturia CDD
CHECK REGISTER - OPERATING ACCOUNT
FY2023

Date	Num	Name	Memo	Deposits	Payments	Balance
01/18/2023	100008	DPLG	Invoice: 406411 (Reference: Dec Billable expenses.) Invoice: 406502 (Reference: Website integ...		7,599.71	1,769,023.02
01/18/2023	11823ACH1	ADP, Inc.	Workers Comp		79.76	1,768,943.26
01/18/2023			Deposit	21.60		1,768,964.86
01/19/2023	01ACH011923	Duke Energy Payment Processing	14807 Renaissance Ave Irrigation 11/24-12/27		30.43	1,768,934.43
01/19/2023	02ACH011923	Duke Energy Payment Processing	15301 Aviles PKWY Pump Irrigation 11/24-12/27		30.41	1,768,904.02
01/19/2023	03ACH011923	Duke Energy Payment Processing	14826 Renaissance Ave Irrigation 11/24-12/27		30.43	1,768,873.59
01/19/2023	04ACH011923	Duke Energy Payment Processing	15246 Caravan Ave Irrigation 11/24-12/27		30.43	1,768,843.16
01/19/2023	05ACH011923	Duke Energy Payment Processing	15381 Aviles PKWY Pump Irrigation 11/24-12/27		30.42	1,768,812.74
01/19/2023	06ACH011923	Duke Energy Payment Processing	2995 Long Bow Way Irrigation 11/24-12/27		30.42	1,768,782.32
01/19/2023	07ACH011923	Duke Energy Payment Processing	2781 Long Bow Way Irrigation 11/24-12/27		30.42	1,768,751.90
01/19/2023	08ACH011923	Duke Energy Payment Processing	15233 Renaissance Ave Irrigation 11/24-12/27		30.42	1,768,721.48
01/19/2023	09ACH011923	Duke Energy Payment Processing	15138 Caravan Ave Irrigation 11/24-12/27		30.42	1,768,691.06
01/19/2023	10ACH011923	Duke Energy Payment Processing	14575 Promenade PKWY Amenity Center 11/24-12/27	1,086.38		1,767,604.68
01/19/2023	11ACH011923	Duke Energy Payment Processing	14575 Promenade PKY Pool 11/24-12/27	901.26		1,766,703.42
01/19/2023	12ACH011923	Duke Energy Payment Processing	14700 Trails Edge Blvd Irrigation 11/24-12/27	30.42		1,766,673.00
01/19/2023	13ACH011923	Duke Energy Payment Processing	14731 State Road 54 11/24-12/27	38.06		1,766,634.94
01/19/2023	14ACH011923	Duke Energy Payment Processing	15121 Aviles PKWY Pump Irrigation 11/24-12/27	30.42		1,766,604.52
01/19/2023	16ACH011923	FedEx			181.95	1,766,422.57
01/19/2023	011923ACH1	ADP, Inc.	Workers Comp 12/31/22 - 1/13/23		39.88	1,766,382.69
01/19/2023	15ACH011923	Elkay Sales Inc.	2 Water Sentry Replacement filter		165.46	1,766,217.23
01/20/2023	01ACH012023	Duke Energy Payment Processing	0000 Aviles PKY Lite PH2 A&B SL 11/24-12/27		2,511.51	1,763,705.72
01/20/2023	100009	Electro Sanitation Services	Invoice: 011523 (Reference: Janitorial Monthly cleaning.)		1,200.00	1,762,505.72
01/20/2023	100010	Business Observer	Invoice: 23-00048P (Reference: Legal advertising- Notice of meeting.)		70.00	1,762,435.72
01/20/2023	100011	RedTree Landscape Systems, LLC	Invoice: 12102 (Reference: Monthly Grounds Maintenance.)		12,975.00	1,749,460.72
01/20/2023	12023ACH1	James Chambers	PR 12/31/22 - 1/13/23		712.07	1,748,748.65
01/20/2023	12023ACH2	ADP, Inc.	Payroll Processing Fees		150.00	1,748,598.65
01/20/2023	012023ACH1	ADP, Inc.	PR12/31/22 - 1/13/23		175.53	1,748,423.12
01/23/2023	01ACH012323	Pasco County Utilities	14915 Aviles Parkway 11/18-12/19		177.75	1,748,245.37
01/23/2023	02ACH012323	Pasco County Utilities	14450 Promenade Parkway 11/18-12/19		308.25	1,747,937.12
01/23/2023	03ACH012323	Pasco County Utilities	14859 Caravan Ave 11/18-12/19		9.00	1,747,928.12
01/23/2023	04ACH012323	Pasco County Utilities	14700 Trails Edge Blvd 11/18-12/19		24.00	1,747,904.12
01/23/2023	05ACH012323	Pasco County Utilities	2830 Long Bow Way 11/18-12/19		30.00	1,747,874.12
01/23/2023	06ACH012323	Pasco County Utilities	0 Promenade Parkway 11/18-12/19		211.50	1,747,662.62
01/23/2023	07ACH012323	Pasco County Utilities	15233 Renaissance Ave 11/18-12/19		10.50	1,747,652.12
01/23/2023	08ACH012323	Pasco County Utilities	15246 Caravan Ave 11/18-12/19		81.00	1,747,571.12
01/23/2023	09ACH012323	Pasco County Utilities	15050 Caravan Ave 11/18-12/19		94.50	1,747,476.62
01/23/2023	10ACH012323	Pasco County Utilities	15381 Aviles Parkway 11/18-12/19		9.75	1,747,466.87
01/23/2023	12ACH012323	Pasco County Utilities	15121 Aviles Parkway 11/18-12/19		9.00	1,747,457.87
01/23/2023	13ACH012323	Pasco County Utilities	14577 Promenade Parkway 11/18-12/19		52.50	1,747,405.37
01/23/2023	14ACH012323	Pasco County Utilities	14575 Promenade Parkway 11/18-12/19		1,577.27	1,745,828.10
01/23/2023	15ACH012323	Pasco County Utilities	14502 Promenade Parkway 11/18-12/19		65.99	1,745,762.11
01/25/2023	01ACH012523	Duke Energy Payment Processing	0000 Promenade PKY Lite 12/02-01/03		296.00	1,745,466.11
01/25/2023	02ACH012523	Duke Energy Payment Processing	0000 Aviles PKY Lite 11/12-12/13		1,960.98	1,743,505.13
01/26/2023	12623ACH1b	Duke Energy Payment Processing	0000 Promenade PKY Lite 12/02-01/03 Duplicate payment		296.00	1,743,209.13
01/27/2023	1026	Jimerson Birr, PA	Legal Service- Land Use Retainer fee		5,000.00	1,738,209.13
01/27/2023	01ACH012723	Duke Energy Payment Processing	15165 State Rd 54 Monument 11/24-12/27		273.00	1,737,936.13
01/27/2023	100012	Complete IT Corp	Invoice: 10156 (Reference: Web Maintenance.) Invoice: 9786 (Reference: CDD/ HOA Google email ..		119.60	1,737,816.53
01/27/2023	100013	DPLG	Invoice: 406651 (Reference: District Management services DEC.)		4,000.00	1,733,816.53
01/27/2023	100014	RedTree Landscape Systems, LLC	Invoice: 12424 (Reference: Irrigation repairs 11/16.)		1,198.00	1,732,618.53
01/27/2023	100015	Florida Bee Removal, Inc.	Invoice: 10213 (Reference: removed bees alive and honeycomb from irrigation box.)		350.00	1,732,268.53
01/27/2023	12723ACH1	ADP, Inc.	Payroll Processing Fees		110.83	1,732,157.70
01/27/2023	012723ACH1	Engage PEO	P/R BOS Meeting & Worshop 11/29/22		207.00	1,731,950.70
01/27/2023	9	Glen Penning	P/R BOS Meeting & Worshop 11/29/22		184.70	1,731,766.00
01/27/2023	7	Jean-Jacques Darius	P/R BOS Meeting & Worshop 11/29/22		184.70	1,731,581.30
01/27/2023	10	Jonathan Tietz	P/R BOS Meeting & Worshop 11/29/22		184.70	1,731,396.60
01/27/2023	8	Marie Pearson	P/R BOS Meeting & Worshop 11/29/22		184.70	1,731,211.90
01/27/2023	6	Susan Coppa	P/R BOS Meeting 11/29/22		184.70	1,731,027.20
01/30/2023	1028	Half Associates, Inc.			8,000.00	1,723,027.20
01/30/2023	13023ACH1b	Duke Energy Payment Processing	15165 State Rd 54 Monument 11/24-12/27 Duplicate payment		273.00	1,722,754.20
01/31/2023			Interest	146.98		1,722,901.18
01/31/2023				1,052,481.47	91,523.18	1,722,901.18
02/01/2023	20123ACH1	ADP, Inc.	Year End & W-2 Processing		75.40	1,722,825.78
02/01/2023	20323ACH2	James Chambers	PR 1/14/23 -1/27/23		758.19	1,722,067.59
02/01/2023	1030	Egis Insurance Advisors	Policy# WC100122685 01/12/23-10/01/23 FIA WC		610.00	1,721,457.59
02/02/2023	01ACH020223	Amazon	Kraken Bond Universal Silicone Grey Caulk		10.69	1,721,446.90
02/02/2023	02ACH020223	Amazon	Summates 600 Diner Heavy Duty Polyester Golf Cart Cover		123.03	1,721,323.87
02/03/2023	20323ACH1	Engage PEO	P/R BOS Meeting & Worshop 1/24/23		207.00	1,721,116.87
02/03/2023	14	Glen Penning	P/R BOS Meeting 1/24/23		184.70	1,720,932.17
02/03/2023	12	Jean-Jacques Darius	P/R BOS Meeting 1/24/23		184.70	1,720,747.47
02/03/2023	15	Jonathan Tietz	P/R BOS Meeting 11/29/22		184.70	1,720,562.77
02/03/2023	13	Marie Pearson	P/R BOS Meeting 1/24/23		184.70	1,720,378.07
02/03/2023	11	Susan Coppa	P/R BOS Meeting 1/24/23		184.70	1,720,193.37
02/03/2023	020323ACH1	ADP, Inc.	PR1/14/23 - 1/27/23		191.54	1,720,001.83
02/03/2023	20323ACH1WC	ADP, Inc.	Workers Comp 1/14/23 - 1/27/23		41.95	1,719,959.88
02/06/2023	100016	Best Termite and Pest Control, Inc.	Invoice: 1188360 (Reference: Commercial Pest Control Monthly.)		55.00	1,719,904.88

Asturia CDD
CHECK REGISTER - OPERATING ACCOUNT
FY2023

Date	Num	Name	Memo	Deposits	Payments	Balance
02/06/2023	100017	Tampa Bay Times	Invoice: 123122-3151 (Reference: Legal advertising.)		198.00	1,719,706.88
02/06/2023	100018	Blue Water Aquatics, Inc.	Invoice: 29712 (Reference: Aquatic services.)		1,149.45	1,718,557.43
02/06/2023	100019	RedTree Landscape Systems, LLC	Invoice: 12466 (Reference: Irrigation repairs 1/6/23.) Invoice: 12474 (Reference: Irrigation ...		13,246.75	1,705,310.68
02/06/2023	01ACH020623	Lowe's #00724	Amenity Maintenance		49.38	1,705,261.30
02/06/2023	2/6/23	Florida Dept. of Revenue	Sales Tax Filing December Income		140.00	1,705,121.30
02/06/2023	2/6/23-2	Florida Dept. of Revenue	Sales Tax Filing January Income		66.54	1,705,054.76
02/07/2023			Deposit	12,973.95		1,718,028.71
02/07/2023	01ACH020723	Spectrum Business	14575 Promenade Pkwy 01/21-02/20		97.96	1,717,930.75
02/09/2023			Deposit	705.00		1,718,635.75
02/15/2023	100020	Complete IT Corp	Invoice: 10286 (Reference: tech service call.)		187.50	1,718,448.25
02/15/2023	100021	Suncoast Pool Service	Invoice: 8996 (Reference: swimming pool service.)		1,027.00	1,717,421.25
02/15/2023	01ACH021523	Duke Energy Payment Processing	14721 State Road 54 Lite PH1A SL 12/8-01/09		5,569.27	1,711,851.98
02/15/2023	02ACH021523	Duke Energy Payment Processing	000 Promenade PKY Lite 12/28-01/24		99.95	1,711,752.03
02/15/2023	03ACH021523	Duke Energy Payment Processing	0000 Promenade PKY Lite 01/04-01/24		503.20	1,711,248.83
02/16/2023	01ACH021623	Duke Energy Payment Processing	0000 Aviles PKY Lite		2,604.07	1,708,644.76
02/16/2023	02ACH021623	Duke Energy Payment Processing	0000 Aviles PKY Lite		589.43	1,708,055.33
02/16/2023	100022	RedTree Landscape Systems, LLC	Invoice: 12600 (Reference: Landscape construction- Vehicle accident.)		1,550.00	1,706,505.33
02/16/2023			Service Charge		375.00	1,706,130.33
02/17/2023	01ACH021723	Duke Energy Payment Processing	15381 Aviles PKWY Pump Irrigation 12/28-01/25		30.42	1,706,099.91
02/17/2023	02ACH021723	Duke Energy Payment Processing	14575 Promenade PKY Pool 12/28-01/25		876.54	1,705,223.37
02/17/2023	03ACH021723	Duke Energy Payment Processing	14700 Trails Edge Blvd Irrigation 12/28-01/25		30.42	1,705,192.95
02/17/2023	04ACH021723	Duke Energy Payment Processing	2995 Long Bow Way Irrigation 11/2/28-01/25		30.43	1,705,162.52
02/17/2023	05ACH021723	Duke Energy Payment Processing	14731 State Road 54 12/28-01/25		35.07	1,705,127.45
02/17/2023	06ACH021723	Duke Energy Payment Processing	15301 Aviles PKWY Pump Irrigation 12/28-01/25		30.42	1,705,097.03
02/17/2023	07ACH021723	Duke Energy Payment Processing	15138 Caravan Ave Irrigation 12/28-01/25		30.41	1,705,066.62
02/17/2023	08ACH021723	Duke Energy Payment Processing	2781 Long Bow Way Irrigation 12/28-01/25		30.43	1,705,036.19
02/17/2023	09ACH021723	Duke Energy Payment Processing	14807 Renaissance Ave Irrigation 12/28-01/25		30.43	1,705,005.76
02/17/2023	10ACH021723	Duke Energy Payment Processing	14575 Promenade PKWY Amenity Center 12/28-01/25		943.71	1,704,062.05
02/17/2023	11ACH021723	Duke Energy Payment Processing	15233 Renaissance Ave Irrigation 12/28-01/25		30.43	1,704,031.62
02/17/2023	12ACH021723	Duke Energy Payment Processing	0000 Aviles PKY Lite PH2 A&B SL 12/28-01/24		2,576.91	1,701,454.71
02/17/2023	13ACH021723	Duke Energy Payment Processing	15121 Aviles PKWY Pump Irrigation 12/28-01/25		30.42	1,701,424.29
02/17/2023	14ACH021723	Duke Energy Payment Processing	15246 Caravan Ave Irrigation 12/28-01/25		30.43	1,701,393.86
02/17/2023	15ACH021723	Duke Energy Payment Processing	14826 Renaissance Ave Irrigation 12/28-01/25		30.43	1,701,363.43
02/17/2023	21023ACH1	ADP, Inc.	Payroll Processing Fees		67.63	1,701,295.80
02/17/2023	21723ACH1	James Chambers	PR 1/28/23 - 2/10/23		1,060.68	1,700,235.12
02/17/2023	021723ACH1	ADP, Inc.	PR 1/28/23- 2/10/23		304.01	1,699,931.11
02/17/2023	21723ACH1WVC	ADP, Inc.	Workers Comp 1/28/23 - 2/10/23		55.79	1,699,875.32
02/17/2023	04ACH021723	Duke Energy Payment Processing	0000 Aviles PKY Lite 1/25-2/22		643.09	1,699,232.23
02/21/2023	01ACH022123	Pasco County Utilities	0 Promenade Parkway 12/19-01/18		100.50	1,699,131.73
02/21/2023	02ACH022123	Pasco County Utilities	15233 Renaissance Ave 12/19-01/18		11.25	1,699,120.48
02/21/2023	03ACH022123	Pasco County Utilities	15246 Caravan Ave 12/19-01/18		26.25	1,699,094.23
02/21/2023	04ACH022123	Pasco County Utilities	2995 Long Bow Way 12/19-01/18		3.75	1,699,090.48
02/21/2023	05ACH022123	Pasco County Utilities	14915 Aviles Parkway 12/19-01/18		145.50	1,698,944.98
02/21/2023	06ACH022123	Pasco County Utilities	14450 Promenade Parkway 12/19-01/18		312.75	1,698,632.23
02/21/2023	07ACH022123	Pasco County Utilities	14859 Caravan Ave 12/19-01/18		12.00	1,698,620.23
02/21/2023	08ACH022123	Pasco County Utilities	14400 Trails Edge Blvd 12/19-01/18		5.25	1,698,614.98
02/21/2023	09ACH022123	Pasco County Utilities	14700 Trails Edge Blvd 12/19-01/18		29.25	1,698,585.73
02/21/2023	10ACH022123	Pasco County Utilities	2830 Long Bow Way 12/19-01/18		19.50	1,698,566.23
02/21/2023	100023	DPLG	Invoice: 407507 (Reference: District Management Services.)		246.41	1,698,319.82
02/21/2023	100024	LLS Tax Solutions, Inc.	Invoice: 002935 (Reference: Arbitrage Services.)		650.00	1,697,669.82
02/21/2023	100025	RedTree Landscape Systems, LLC	Invoice: 12688 (Reference: Irrigation repairs performed on 1/31/23.) Invoice: 12710 (Referenc...		409.75	1,697,260.07
02/21/2023	12ACH022123	Pasco County Utilities	14577 Promenade parkway 12/19-01/18		38.25	1,697,221.82
02/21/2023	13ACH022123	Pasco County Utilities	15121 Aviles parkway 12/19-01/18		6.75	1,697,215.07
02/21/2023	14ACH022123	Pasco County Utilities	14502 Promenade Parkway 12/19-01/18		61.91	1,697,153.16
02/21/2023	15ACH022123	Pasco County Utilities	14575 Promenade Parkway 12/19-01/18		1,516.31	1,695,636.85
02/21/2023	16ACH022123	Pasco County Utilities	15381 Aviles Parkway 12/19-01/18		9.75	1,695,627.10
02/21/2023	02ACH022123	Duke Energy Payment Processing	14721 State Road 54 Lite 01/10-01/24		2,784.66	1,692,842.44
02/21/2023	03ACH022123	Duke Energy Payment Processing	0000 Aviles PKY Lite PH2 A&B SL1/25-2/22		2,576.91	1,690,265.53
02/24/2023	22423ACH1	ADP, Inc.	Payroll Processing Fees		67.63	1,690,197.90
02/24/2023	1031	Valley National Bank	payment reversal fee		15.00	1,690,182.90
02/27/2023	100026	Complete IT Corp	Invoice: 10352 (Reference: CDD/ HOA Google email w/ vault.)		104.65	1,690,078.25
02/27/2023	100027	Electro Sanitation Services	Invoice: 021523 (Reference: Monthly Cleaning.) Invoice: 022023 (Reference: Janitorial supplie...		1,405.60	1,688,672.65
02/27/2023	100028	Business Observer	Invoice: 23-00244P (Reference: Notice of Regular Meeting.)		74.38	1,688,598.27
02/27/2023	100029	Custom Reserves, LLC	Invoice: F940.23 (Reference: Reserve Study.)		1,950.00	1,686,648.27
02/27/2023	100030	KE Law Group	Invoice: 5336 (Reference: legal services.)		4,849.50	1,681,798.77
02/27/2023	100031	RedTree Landscape Systems, LLC	Invoice: 12759 (Reference: Irrigation repair 1/6 & 1/9.) Invoice: 12760 (Reference: Irrigatio...		549.50	1,681,249.27
02/27/2023	100032	Frontier	Invoice: 020723-23-5 (Reference: local service 2/7-3/6.)		74.98	1,681,174.29
02/28/2023			Interest	133.11		1,681,307.40
02/28/2023				13,812.06	55,405.84	1,681,307.40
03/02/2023	0302ACH1WVC	ADP, Inc.	Workers Comp		50.24	1,681,257.16
03/03/2023	0303ACH2	ADP, Inc.	PR 2/11/2023 to 2/24/2023		228.94	1,681,028.22
03/03/2023	0303ACH1	James Chambers	PR 2/11/23 - 2/24/23		940.16	1,680,088.06
03/07/2023	01ACH030723	Spectrum Business	14575 Promenade Pkwy 02/21-03/20		97.96	1,679,990.10
03/07/2023	100033	Jimerson Birr, PA	Invoice: 26830 (Reference: Land Use Advisement.)		54.62	1,679,935.48

Asturia CDD
CHECK REGISTER - OPERATING ACCOUNT
FY2023

Date	Num	Name	Memo	Deposits	Payments	Balance
03/07/2023	100034	Jimerson Birr, PA	Invoice: 26311 (Reference: Land Use Advisem.) Invoice: 25552 (Reference: Land Use Adviseme...		153.02	1,679,782.46
03/08/2023	1032	Jimerson Birr, PA	Legal Service- Construction Defect		4,611.00	1,675,171.46
03/08/2023			Deposit	1,725.00		1,676,896.46
03/08/2023	100035	Best Termite and Pest Control, Inc.	Invoice: 1193201 (Reference: Commercial Pest Control Monthly.)		55.00	1,676,841.46
03/08/2023	100036	Suncoast Pool Service	Invoice: 9079 (Reference: Swimming pool service.)		1,027.00	1,675,814.46
03/08/2023	100037	Blue Water Aquatics, Inc.	Invoice: 29812 (Reference: Aquatic services- treatment report.)		890.00	1,674,924.46
03/08/2023	100038	RedTree Landscape Systems, LLC	Invoice: 12822 (Reference: Grounds Maintenance.)		12,975.00	1,661,949.46
03/08/2023	100039	Site Masters of Florida, LLC	Invoice: 021223-1 (Reference: Anchored specific piece of exercise equipment in the amenity cente...		300.00	1,661,649.46
03/08/2023			Deposit	9,771.72		1,671,421.18
03/10/2023	031023ACH1	Engage PEO	P/R BOS Meeting 2/28/23		172.40	1,671,248.78
03/10/2023	19	Glen Penning	P/R BOS Meeting 2/28/23		184.70	1,671,064.08
03/10/2023	17	Jean-Jacques Darius	P/R BOS Meeting 2/28/23		184.70	1,670,879.38
03/10/2023	18	Marie Pearson	P/R BOS Meeting 2/28/23		184.70	1,670,694.68
03/10/2023	16	Susan Coppa	P/R BOS Meeting 2/28/23		184.70	1,670,509.98
03/10/2023	0310ACH1	ADP, Inc.	Payroll Processing Fees		67.63	1,670,442.35
03/10/2023			Deposit	99.52		1,670,541.87
03/10/2023			Deposit	10.56		1,670,552.43
03/13/2023	100040	Complete IT Corp	Invoice: 10499 (Reference: Hourly Labor Service.) Invoice: 9940 (Reference: Main network for ...		1,984.09	1,668,568.34
03/14/2023	100041	FitRev Inc	Invoice: 27627 (Reference: Preventative Maintenance..)		330.00	1,668,238.34
03/16/2023	01ACH031623	Duke Energy Payment Processing	000 Promenade PKY Lite 1/25-2/22		99.95	1,668,138.39
03/16/2023	02ACH031623	Duke Energy Payment Processing	0000 Promenade PKY Lite1/25-2/22		207.20	1,667,931.19
03/16/2023	0316ACH1WC	ADP, Inc.	Workers Comp		53.20	1,667,877.99
03/16/2023	0330ACH1WC	ADP, Inc.	Workers Comp		53.20	1,667,824.79
03/17/2023	0317ACH2	ADP, Inc.	PR 02/25/2023 to 03/10/2023		251.26	1,667,573.53
03/17/2023	0317ACH1	James Chambers	PR 2/25/23 - 3/10/23		1,004.44	1,666,569.09
03/20/2023	01ACH032023	Duke Energy Payment Processing	2781 Long Bow Way Irrigation 1/26-2/23		30.79	1,666,538.30
03/20/2023	02ACH032023	Duke Energy Payment Processing	14826 Renaissance Ave Irrigation 1/26-2/23		30.79	1,666,507.51
03/20/2023	03ACH032023	Duke Energy Payment Processing	15246 Caravan Ave Irrigation 1/26-2/23		30.79	1,666,476.72
03/20/2023	04ACH032023	Duke Energy Payment Processing	14807 Renaissance Ave Irrigation 1/26-2/23		30.79	1,666,445.93
03/20/2023	5ACH032023	Duke Energy Payment Processing	2995 Long Bow Way Irrigation 1/26-2/23		30.79	1,666,415.14
03/20/2023	06ACH032023	Duke Energy Payment Processing	14700 Trails Edge Blvd Irrigation 1/26-2/23		30.79	1,666,384.35
03/20/2023	07ACH032023	Duke Energy Payment Processing	15301 Aviles PKWY Pump Irrigation 1/26-2/23		30.79	1,666,353.56
03/20/2023	08ACH032023	Duke Energy Payment Processing	15381 Aviles PKWY Pump Irrigation1/26-2/23		30.79	1,666,322.77
03/20/2023	09ACH032023	Duke Energy Payment Processing	15138 Caravan Ave Irrigation 1/26-2/23		30.79	1,666,291.98
03/20/2023	10ACH032023	Duke Energy Payment Processing	15121 Aviles PKWY Pump Irrigation 1/26-2/23		30.79	1,666,261.19
03/20/2023	11ACH032023	Duke Energy Payment Processing	15233 Renaissance Ave Irrigation 1/26-2/23		30.79	1,666,230.40
03/20/2023	12ACH032023	Duke Energy Payment Processing	14731 State Road 54 1/26-2/23		32.35	1,666,198.05
03/20/2023	13ACH032023	Duke Energy Payment Processing	14575 Promenade PKY Pool 1/26-2/23		875.72	1,665,322.33
03/20/2023	14ACH032023	Duke Energy Payment Processing	14575 Promenade PKWY Amenity Center 1/26-2/23		975.55	1,664,346.78
03/20/2023	05ACH032023	Pasco County Utilities	0 Promenade Parkway 1/18-2/16		224.25	1,664,122.53
03/20/2023	18ACH032023	Pasco County Utilities	2995 Long Bow Way 1/18-2/16		17.25	1,664,105.28
03/20/2023	19ACH032023	Pasco County Utilities	14915 Aviles Parkway 1/18-2/16		73.50	1,664,031.78
03/20/2023	20ACH032023	Pasco County Utilities	14450 Promenade Parkway 1/18-2/16		52.50	1,663,979.28
03/20/2023	21ACH032023	Pasco County Utilities	14859 Caravan Ave 1/18-2/16		3.75	1,663,975.53
03/20/2023	22ACH032023	Pasco County Utilities	14400 Trails Edge Blvd 1/18-2/16		21.00	1,663,954.53
03/20/2023	23ACH032023	Pasco County Utilities	14700 Trails Edge Blvd 1/18-2/16		22.50	1,663,932.03
03/20/2023	24ACH032023	Pasco County Utilities	2830 Long Bow Way 1/18-2/16		34.50	1,663,897.53
03/20/2023	25ACH032023	Pasco County Utilities	15233 Renaissance Ave 1/18-2/16		12.00	1,663,885.53
03/20/2023	26ACH032023	Pasco County Utilities	15246 Caravan Ave 1/18-2/16		35.25	1,663,850.28
03/20/2023	27ACH032023	Pasco County Utilities	15121 Aviles parkway 1/18-2/16		6.00	1,663,844.28
03/20/2023	28ACH032023	Pasco County Utilities	14502 Promenade Parkway 1/18-2/16		63.95	1,663,780.33
03/20/2023	29ACH032023	Pasco County Utilities	14575 Promenade Parkway 1/18-2/16		810.19	1,662,970.14
03/20/2023	30ACH032023	Pasco County Utilities	14577 Promenade parkway 1/18-2/16		12.75	1,662,957.39
03/20/2023	31ACH032023	Pasco County Utilities	15381 Aviles Parkway 1/18-2/16		14.25	1,662,943.14
03/20/2023	100042	DPMG	Invoice: 408420 (Reference: District Management services Feb 2023.) Invoice: 408422 (Referenc...		8,025.57	1,654,917.57
03/20/2023	100043	Business Observer	Invoice: 23-00333P (Reference: notice of board of supervisors workshop.)		59.06	1,654,858.51
03/20/2023	100044	Frontier	Invoice: 030723-23-5 (Reference: Phone service.)		74.98	1,654,783.53
03/20/2023	100045	KILINSKI VAN WYK, PLLC	Invoice: 6234 (Reference: legal services.)		4,031.75	1,650,751.78
03/20/2023	0320ACH1ST	Florida Dept. of Revenue	Sales Tax Filing February Income		49.35	1,650,702.43
03/21/2023	01ACH032123	Duke Energy Payment Processing	15165 State Rd 54 Monument 1/26-2/23		256.07	1,650,446.36
03/21/2023			Deposit	780.00		1,651,226.36
03/21/2023	3/21/23	Duke Energy Payment Processing	14721 State Road 54 Lite Need Backup		5,569.27	1,645,657.09
03/21/2023	3/21/23	Duke Energy Payment Processing	0000 Aviles PKY Lite PH2 A&B SL Need Backup		2,576.91	1,643,080.18
03/21/2023	3/21/23	Duke Energy Payment Processing	0000 Aviles PKY Lite Need Backup		2,017.39	1,641,062.79
03/23/2023	1033	Hancock Whitney	Tax Collection Distributions DS 2014		555,277.29	1,085,785.50
03/23/2023	1034	Hancock Whitney	Tax Collection Distributions DS 2016		139,810.93	945,974.57
03/24/2023	0324ACH1	ADP, Inc.	Payroll Processing Fees		67.63	945,906.94
03/30/2023	1035	FitRev Inc	Reference: 8MM Roll Blue 20% and 2 gallon adhesive		4,661.64	941,245.30
03/30/2023	100046	Complete IT Corp	Invoice: 10561 (Reference: email accounts 30 GB.)		104.65	941,140.65
03/30/2023	100047	Electro Sanitation Services	Invoice: 032023 (Reference: Janitorial supplies.) Invoice: 031523 (Reference: Monthly cleanin...		1,264.85	939,875.80
03/30/2023	100048	Business Observer	Invoice: 23-00373P (Reference: Notice of Rule Development.) Invoice: 23-00374P (Reference: No...		113.75	939,762.05
03/30/2023	100049	Alliance Fire & Safety	Invoice: FX 100330 (Reference: Annual inspection.)		104.00	939,658.05
03/30/2023	100050	Trinity Air Quality Heating and Cooling	Invoice: 2043 (Reference: Annual Contract Commercial Maintenance.)		740.00	938,918.05
03/31/2023	33123ACH1	Engage PEO	P/R BOS Workshop 3/20/23		203.00	938,715.05

Asturia CDD
CHECK REGISTER - OPERATING ACCOUNT
FY2023

Date	Num	Name	Memo	Deposits	Payments	Balance
03/31/2023	23	Glen Penning	P/R BOS Workshop 3/31/23		184.70	938,530.35
03/31/2023	21	Jean-Jacques Darius	P/R BOS Workshop 3/31/23		184.70	938,345.65
03/31/2023	24	Jonathan Tietz	P/R BOS Workshop 3/31/23		184.70	938,160.95
03/31/2023	22	Marie Pearson	P/R BOS Workshop 3/31/23		184.70	937,976.25
03/31/2023	20	Susan Coppa	P/R BOS Workshop 3/31/23		184.70	937,791.55
03/31/2023	0331ACH2	ADP, Inc.	PR 03/11/2023 to 03/24/2023		250.74	937,540.81
03/31/2023	0331ACH1	James Chambers	PR 3/11/23 - 3/24/23		1,004.44	936,536.37
03/31/2023			Interest	138.13		936,674.50
03/31/2023				12,524.93	757,157.83	936,674.50
04/03/2023	1036	flooringmaster	Job # 706237, 50% Down Payment		2,142.75	934,531.75
04/04/2023			Deposit	7,500.00		942,031.75
04/04/2023	100051	Complete IT Corp	Invoice: B688CC27-0002 (Reference: Phone service.)		41.72	941,990.03
04/04/2023	100052	Business Observer	Invoice: 23-00419P (Reference: Notice of Rulemaking for District Property use fee.)		89.69	941,900.34
04/04/2023	100053	Suncoast Pool Service	Invoice: 9166 (Reference: swimming pool service.)		1,027.00	940,873.34
04/04/2023	100054	RedTree Landscape Systems, LLC	Invoice: 13071 (Reference: Irrigation repair performed during monthly inspection 3/23.) Invo...		13,231.75	927,641.59
04/07/2023	01ACH040723	Spectrum Business	14575 Promenade Pkwy 03/21-04/20		77.97	927,563.62
04/07/2023	0407ACH1BOS	Engage PEO	P/R BOS Workshop 3/28/23		203.00	927,360.62
04/07/2023	28	Glen Penning	P/R BOS Meeting 3/28/23		184.70	927,175.92
04/07/2023	26	Jean-Jacques Darius	P/R BOS Meeting 3/28/23		184.70	926,991.22
04/07/2023	29	Jonathan Tietz	P/R BOS Meeting 3/28/23		184.70	926,806.52
04/07/2023	27	Marie Pearson	P/R BOS Meeting 3/28/23		184.70	926,621.82
04/07/2023	25	Susan Coppa	P/R BOS Meeting 3/28/23		184.70	926,437.12
04/10/2023	01ACH041023	Amazon			645.85	925,791.27
04/10/2023	02ACH041023	Circle K	Circle K- Need Back up		41.95	925,749.32
04/10/2023	03ACH041023	Lowes #00724	Lowes- Need Back up		126.00	925,623.32
04/10/2023	04ACH041023	Publix	Publix- need back up		13.14	925,610.18
04/11/2023	100055	Blue Water Aquatics, Inc.	Invoice: 29941 (Reference: Pond 5 water Control Structure.) Invoice: 29940 (Reference: Aquati...		1,265.00	924,345.18
04/11/2023	100056	RedTree Landscape Systems, LLC	Invoice: 13005 (Reference: landscape enhancement performed- ADA playground mulch install.) In...		10,922.50	913,422.68
04/13/2023			Deposit	7,500.00		920,922.68
04/13/2023			Deposit	13,612.88		934,535.56
04/14/2023	41423ACH1WC	ADP, Inc.	Workers Comp		53.20	934,482.36
04/14/2023	41423ACH1	ADP, Inc.	Payroll Processing Fees		67.63	934,414.73
04/14/2023	414ACH2	ADP, Inc.	PR 03/25/2023 to 4/7/23		244.30	934,170.43
04/14/2023	414ACH1	James Chambers	PR 3/25/23 - 4/7/23		1,004.44	933,165.99
04/15/2023	ACH041523	Duke Energy Payment Processing	15165 State Rd 54 Monument 2/24-3/27		288.79	932,877.20
04/17/2023			Deposit	198.00		933,075.20
04/19/2023	01ACH041923	Duke Energy Payment Processing	15138 Caravan Ave Irrigation 2/24-3/27		30.79	933,044.41
04/19/2023	02ACH041923	Duke Energy Payment Processing	0000 Aviles PKY Lite PH2 A&B SL 2/23-3/24		2,576.17	930,468.24
04/19/2023	03ACH041923	Duke Energy Payment Processing	14700 Trails Edge Blvd Irrigation 2/24-3/27		30.79	930,437.45
04/19/2023	04ACH041923	Duke Energy Payment Processing	14731 State Road 54 2/24-2/27		32.77	930,404.68
04/19/2023	05ACH041923	Duke Energy Payment Processing	14575 Promenade PKWY Amenity Center 2/24-3/27		1,172.21	929,232.47
04/19/2023	06ACH041923	Duke Energy Payment Processing	15246 Caravan Ave Irrigation 2/24-3/27		30.79	929,201.68
04/19/2023	07ACH041923	Duke Energy Payment Processing	2781 Long Bow Way Irrigation 2/24-3/27		30.79	929,170.89
04/19/2023	08ACH041923	Duke Energy Payment Processing	14721 State Road 54 Lite 02/23-3/24		5,569.04	923,601.85
04/19/2023	09ACH041923	Duke Energy Payment Processing	15121 Aviles PKWY Pump Irrigation 2/24-3/27		30.79	923,571.06
04/19/2023	10ACH041923	Duke Energy Payment Processing	15381 Aviles PKWY Pump Irrigation 2/24-3/27		30.79	923,540.27
04/19/2023	11ACH041923	Duke Energy Payment Processing	0000 Aviles PKY Lite 2/23-3/24		2,016.83	921,523.44
04/19/2023	12ACH041923	Duke Energy Payment Processing	2995 Long Bow Way Irrigation 2/24-3/27		30.79	921,492.65
04/19/2023	13ACH041923	Duke Energy Payment Processing	14807 Renaissance Ave Irrigation 2/24-3/27		30.79	921,461.86
04/19/2023	14ACH041923	Duke Energy Payment Processing	14575 Promenade PKY Pool 2/24-3/27		953.68	920,508.18
04/19/2023	16ACH041923	Duke Energy Payment Processing	15301 Aviles PKWY Pump Irrigation 2/24-3/27		30.79	920,477.39
04/19/2023	17ACH041923	Duke Energy Payment Processing	15233 Renaissance Ave Irrigation 2/24-3/27		30.79	920,446.60
04/19/2023	18ACH041923	Duke Energy Payment Processing	14826 Renaissance Ave Irrigation 2/24-3/27		30.79	920,415.81
04/19/2023	01ACH041723	Duke Energy Payment Processing	000 Promenade PKY Lite 2/23-3/24		99.94	920,315.87
04/19/2023	02ACH041723	Duke Energy Payment Processing	0000 Promenade PKY Lite2/23-3/24		295.97	920,019.90
04/19/2023	4/19/23	Florida Dept. of Revenue	Sales Tax Filing		173.25	919,846.65
04/20/2023			Deposit	795.00		920,641.65
04/27/2023	01ACH042723	Pasco County Utilities	0 Promenade Parkway 2/16-3/20		379.50	920,262.15
04/27/2023	02ACH042723	Pasco County Utilities	15233 renaissance Ave 2/16-3/20		9.00	920,253.15
04/27/2023	03ACH042723	Pasco County Utilities	15246 Caravan Ave 2/16-3/20		55.50	920,197.65
04/27/2023	04ACH042723	Pasco County Utilities	2995 Long Bow Way 2/16-3/20		12.75	920,184.90
04/27/2023	05ACH042723	Pasco County Utilities	14915 Aviles Parkway 2/16-3/20		58.50	920,126.40
04/27/2023	06ACH042723	Pasco County Utilities	14450 Promenade Parkway 2/16-3/20		102.75	920,023.65
04/27/2023	07ACH042723	Pasco County Utilities	14859 Caravan Ave 2/16-3/20		13.50	920,010.15
04/27/2023	08ACH042723	Pasco County Utilities	14400 Trails Edge Blvd 2/16-3/20		21.75	919,988.40
04/27/2023	09ACH042723	Pasco County Utilities	14700 Trails Edge Blvd 2/16-3/20		24.75	919,963.65
04/27/2023	10ACH042723	Pasco County Utilities	2830 Long Bow Way 2/16-3/20		44.25	919,919.40
04/27/2023	11ACH042723	Pasco County Utilities	15050 Caravan Ave 2/16-3/20		63.75	919,855.65
04/27/2023	12ACH042723	Pasco County Utilities	15381 Aviles Parkway 2/16-3/20		10.50	919,845.15
04/27/2023	13ACH042723	Pasco County Utilities	14577 Promenade parkway 2/16-3/20		23.25	919,821.90
04/27/2023	14ACH042723	Pasco County Utilities	14575 Promenade Parkway 2/16-3/20		1,546.79	918,275.11
04/27/2023	15ACH042723	Pasco County Utilities	14502 Promenade Parkway 2/16-3/20		63.95	918,211.16
04/27/2023	16ACH042723	Pasco County Utilities	15121 Aviles parkway 2/16-3/20		6.75	918,204.41
04/28/2023	042823ACH1	ADP, Inc.	Payroll Processing Fees		67.63	918,136.78

Asturia CDD
CHECK REGISTER - OPERATING ACCOUNT
FY2023

Date	Num	Name	Memo	Deposits	Payments	Balance
04/28/2023	42823ACH1WC	ADP, Inc.	Workers Comp		53.20	918,083.58
04/28/2023	428ACH2	ADP, Inc.	PR 4/8/23 to 4/21/23		244.30	917,839.28
04/28/2023	428ACH1	James Chambers	PR 4/8/23 - 4/21/23		1,004.44	916,834.84
04/28/2023	1037	Graber Manufacturing	Bike Parking Spots		3,030.00	913,804.84
04/30/2023			Interest	78.85		913,883.69
04/30/2023				29,684.73	52,475.54	913,883.69
05/01/2023	01ACH050123	Florida Department of Health	Permit Number 51-60-1609022		280.35	913,603.34
05/02/2023	100057	Complete IT Corp	Invoice: 10746 (Reference: email accounts 30 GB.)		104.65	913,498.69
05/02/2023	100058	Electro Sanitation Services	Invoice: INV-0008 (Reference: Cleaning service 3/18 and 3/31.)		600.00	912,898.69
05/02/2023	100059	Jimerson Birr, PA	Invoice: 28792 (Reference: legal services.)		247.50	912,651.19
05/02/2023	100060	Business Observer	Invoice: 23-00558P (Reference: Notice of Regular Meeting.)		72.19	912,579.00
05/02/2023	100061	Blue Water Aquatics, Inc.	Invoice: 30043 (Reference: Aquatic services- treatment report.)		890.00	911,689.00
05/02/2023	100062	RedTree Landscape Systems, LLC	Invoice: 13232 (Reference: Irrigation repair 3/28.)		435.75	911,253.25
05/02/2023	100063	Frontier	Invoice: 040723-23-5 (Reference: Service 4/7-5/6.)		74.98	911,178.27
05/02/2023	100064	Alliance Fire & Safety	Invoice: AFS84128 (Reference: Work order 108362 Inspection.)		104.00	911,074.27
05/02/2023	100065	Trinity Air Quality Heating and Cooling	Invoice: 2141 (Reference: Replace Coil Drain Pan.)		850.00	910,224.27
05/02/2023	100066	flooringmaster	Invoice: 2-706237 (Reference: Balance for Quote 607017.)		2,142.74	908,081.53
05/02/2023	100067	Vesta District Services	Invoice: 409330 (Reference: District Management services April.) Invoice: 409271 (Reference: ...		4,268.44	903,813.09
05/02/2023	100068	A Total Solution, Inc	Invoice: 0000169392 (Reference: relief valve cover.) Invoice: 0000169078 (Reference: relief v...		1,853.33	901,959.76
05/02/2023	1041	Pasco County Property Appraiser	Tax Collection Assessment Fee 23/24		150.00	901,809.76
05/03/2023	1038	Hancock Whitney Bank	Asturia CDD 16A-1 11/2/22- 5/1/23		1,000.00	900,809.76
05/03/2023	1039	Hancock Whitney Bank	Asturia CDD 14A 11/2/22-5/1/23		2,000.00	898,809.76
05/05/2023	1040	James Chambers	Total Miles195 for 2022-2023		127.73	898,682.03
05/05/2023	0505ACH1	Engage PEO	P/R BOS Workshop 4/25/23		203.00	898,479.03
05/05/2023	33	Glen Penning	P/R BOS Meeting 4/25/23		184.70	898,294.33
05/05/2023	31	Jean-Jacques Darius	P/R BOS Meeting 4/25/23		184.70	898,109.63
05/05/2023	34	Jonathan Tietz	P/R BOS Meeting 4/25/23		184.70	897,924.93
05/05/2023	32	Marie Pearson	P/R BOS Meeting 4/25/23		184.70	897,740.23
05/05/2023	30	Susan Coppa	P/R BOS Meeting 4/25/23		184.70	897,555.53
05/05/2023	0505ACH2	ADP, Inc.	Payroll Processing Fees		110.83	897,444.70
05/09/2023	5/9/23	Spectrum Business	14575 Promenade Pkwy Need Backup		77.97	897,366.73
05/10/2023	01ACH051023	Amazon			305.83	897,060.90
05/10/2023	02ACH051023	Lowes #00724			224.23	896,836.67
05/12/2023	51223ACH1WC	ADP, Inc.	Workers Comp		53.20	896,783.47
05/12/2023	0512ACH1	ADP, Inc.	PR 4/22/23 - 5/05/23		244.30	896,539.17
05/12/2023	0512ACH2	James Chambers	PR 4/22/23 - 5/05/23		1,004.44	895,534.73
05/15/2023			Deposit	405.00		895,939.73
05/15/2023	100069	Complete IT Corp	Invoice: B688CC27-0003 (Reference: CIT Hosted Phone seat - Tax.)		40.90	895,898.83
05/15/2023	100070	RedTree Landscape Systems, LLC	Invoice: 13353 (Reference: Grounds Maintenance.)		12,975.00	882,923.83
05/16/2023	1ACH051623	Duke Energy Payment Processing	000 Promenade PKY Lite 3/25-4/24/23		296.84	882,626.99
05/16/2023	2ACH051623	Duke Energy Payment Processing	000 Promenade PKY Lite 3/25-4/24/23		100.24	882,526.75
05/17/2023	100071	Complete IT Corp	Invoice: 10894 (Reference: network and wifi service.)		65.00	882,461.75
05/17/2023	100072	Electro Sanitation Services	Invoice: INV-0010 (Reference: Janitorial supplies.) Invoice: 050523 (Reference: April- 4 week...		1,293.80	881,167.95
05/17/2023	100073	RedTree Landscape Systems, LLC	Invoice: 13444 (Reference: irrigation repairs.) Invoice: 13447 (Reference: irrigation repairs...		1,118.05	880,049.90
05/17/2023	100074	Pet Waste Eliminator	Invoice: 2774356-0 (Reference: pet waste eliminator 80/ header.)		519.99	879,529.91
05/18/2023	01ACH051823	Duke Energy Payment Processing	14575 Promenade PKWY Amenity Center 3/28- 4/25		1,318.18	878,211.73
05/18/2023	02ACH051823	Duke Energy Payment Processing	15246 Caravan Ave Irrigation 3/28-4/25		30.79	878,180.94
05/18/2023	03ACH051823	Duke Energy Payment Processing	14721 State Road 54 Lite 03/25-4/24		5,620.47	872,560.47
05/18/2023	04ACH051823	Duke Energy Payment Processing	2781 Long Bow Way Irrigation 3/28-4/25		30.79	872,529.68
05/18/2023	05ACH051823	Duke Energy Payment Processing	14700 Trails Edge Blvd Irrigation 3/28-4/25		30.79	872,498.89
05/18/2023	06ACH051823	Duke Energy Payment Processing	15233 Renaissance Ave Irrigation 3/28-4/25		30.79	872,468.10
05/18/2023	07ACH051823	Duke Energy Payment Processing	15138 Caravan Ave Irrigation 3/28-4/25		30.79	872,437.31
05/18/2023	08ACH051823	Duke Energy Payment Processing	14731 State Road 54 3/28-4/25		30.97	872,406.34
05/18/2023	09ACH051823	Duke Energy Payment Processing	15121 Aviles PKWY Pump Irrigation 3/28-4/25		30.79	872,375.55
05/18/2023	10ACH051823	Duke Energy Payment Processing	15381 Aviles PKWY Pump Irrigation 3/28-4/25		30.79	872,344.76
05/18/2023	11ACH051823	Duke Energy Payment Processing	14807 Renaissance Ave Irrigation 3/27-4/25		30.79	872,313.97
05/18/2023	12ACH051823	Duke Energy Payment Processing	14826 Renaissance Ave Irrigation 3/28-4/25		30.79	872,283.18
05/18/2023	13ACH051823	Duke Energy Payment Processing	14575 Promenade PKY Pool 3/28-4/25		879.33	871,403.85
05/18/2023	14ACH051823	Duke Energy Payment Processing	0000 Aviles PKY Lite 3/25-4/24		2,033.95	869,369.90
05/18/2023	15ACH051823	Duke Energy Payment Processing	2995 Long Bow Way Irrigation 3/28-4/25		30.79	869,339.11
05/18/2023	16ACH051823	Duke Energy Payment Processing	15301 Aviles PKWY Pump Irrigation 3/28-4/25		30.79	869,308.32
05/18/2023	17ACH051823	Duke Energy Payment Processing	0000 Aviles PKY Lite PH2 A&B SL 3/25-4/24		2,599.08	866,709.24
05/19/2023	02ACH051923	Pasco County Utilities	15233 renaissance Ave 3/20-4/19		9.00	866,700.24
05/19/2023	01ACH051923	Pasco County Utilities	0 Promenade Parkway 3/20-4/19		3.00	866,697.24
05/19/2023	03ACH051923	Pasco County Utilities	2995 Long Bow Way 3/20-4/19		11.25	866,685.99
05/19/2023	04ACH051923	Pasco County Utilities	15246 Caravan Ave 3/20-4/19		42.00	866,643.99
05/19/2023	05ACH051923	Pasco County Utilities	14915 Aviles Parkway 3/20-4/19		106.50	866,537.49
05/19/2023	06ACH051923	Pasco County Utilities	14450 Promenade Parkway 3/20-4/19		123.75	866,413.74
05/19/2023	07ACH051923	Pasco County Utilities	14859 Caravan Ave 3/20-4/19		15.00	866,398.74
05/19/2023	08ACH051923	Pasco County Utilities	14400 Trails Edge Blvd 3/20-4/19		24.75	866,373.99
05/19/2023	09ACH051923	Pasco County Utilities	14700 Trails Edge Blvd 3/20-4/19		23.25	866,350.74
05/19/2023	10ACH051923	Pasco County Utilities	2830 Long Bow Way 3/20-4/19		35.25	866,315.49
05/19/2023	11ACH051923	Pasco County Utilities	15050 Caravan Ave 3/20-4/19		75.00	866,240.49
05/19/2023	12ACH051923	Pasco County Utilities	15381 Aviles Parkway 3/20- 4/19		10.50	866,229.99

Asturia CDD
CHECK REGISTER - OPERATING ACCOUNT
FY2023

Date	Num	Name	Memo	Deposits	Payments	Balance
05/19/2023	13ACH051923	Pasco County Utilities	14577 Promenade parkway 3/20-4/19		16.50	866,213.49
05/19/2023	14ACH051923	Pasco County Utilities	14575 Promenade Parkway 3/20-4/19		1,338.62	864,874.87
05/19/2023	15ACH051923	Pasco County Utilities	14502 Promenade Parkway 3/20-4/19		65.99	864,808.88
05/19/2023	16ACH051923	Pasco County Utilities	15121 Aviles parkway 3/20-4/19		5.25	864,803.63
05/19/2023	1042	Lakeside Heating, Cooling & Plumbing	Vertical Installation of Trane and Heat pump split system		6,500.00	858,303.63
05/19/2023	0519ACH1	ADP, Inc.	Payroll Processing Fees		110.83	858,192.80
05/25/2023	01ACH052523	Duke Energy Payment Processing	15165 State Rd 54 Monument 3/28-4/25		273.36	857,919.44
05/26/2023	0526ACH1WC	ADP, Inc.	Workers Comp		69.04	857,850.40
05/26/2023	0526ACH1	ADP, Inc.	PR 5/06/23 - 5/19/23		328.33	857,522.07
05/26/2023	0526ACH2	James Chambers	PR 5/06/23 - 5/19/23		1,116.93	856,405.14
05/26/2023	0526ACH3	Gurkan Sangiray	PR 5/6/23 - 5/19/23		265.96	856,139.18
05/31/2023	01ACH053123	Frontier	Reference: Service 5/7-6/6		90.10	856,049.08
05/31/2023	100075	Complete IT Corp	Invoice: 10941 (Reference: monthly web hosting.) Invoice: 10702 (Reference: monthly network s...		170.63	855,878.45
05/31/2023	100076	Jimerson Birr, PA	Invoice: 29761 (Reference: legal services.)		4,356.00	851,522.45
05/31/2023	100077	Business Observer	Invoice: 23-00794P (Reference: supervisors meeting 5.30.)		74.38	851,448.07
05/31/2023	100078	RedTree Landscape Systems, LLC	Invoice: 13544 (Reference: irrigation repair completed 5/8.) Invoice: 13596 (Reference: Irrig...		1,602.75	849,845.32
05/31/2023	100079	KILINSKI VAN WYK, PLLC	Invoice: 6702 (Reference: legal services.)		8,992.63	840,852.69
05/31/2023	100080	Vesta District Services	Invoice: 410180 (Reference: District Management services.) Invoice: 410088 (Reference: Billab...		4,164.65	836,688.04
05/31/2023			Interest	77.30		836,765.34
05/31/2023				482.30	77,600.65	836,765.34
06/02/2023	100081	Best Termite and Pest Control, Inc.	Invoice: 1209285 (Reference: Commercial Pest Control Monthly.)		55.00	836,710.34
06/02/2023	100082	Suncoast Pool Service	Invoice: 9344 (Reference: Pool Maintenance.)		1,027.00	835,683.34
06/02/2023	100083	Blue Water Aquatics, Inc.	Invoice: 30193 (Reference: Pond/ Waterway treatment.)		890.00	834,793.34
06/02/2023	0602ACH1	ADP, Inc.	Payroll Processing Fees		110.83	834,682.51
06/06/2023			Deposit	1,938.13		836,620.64
06/09/2023	0609ACH1	Engage PEO	P/R BOS Meeting 5/30/23		172.40	836,448.24
06/09/2023	38	Glen Penning	P/R BOS Meeting 5/30/23		184.70	836,263.54
06/09/2023	36	Jean-Jacques Darius	P/R BOS Meeting 5/30/23		184.70	836,078.84
06/09/2023	37	Marie Pearson	P/R BOS Meeting 5/30/23		184.70	835,894.14
06/09/2023	35	Susan Coppa	P/R BOS Meeting 5/30/23		184.70	835,709.44
06/09/2023	0609ACH1WC	ADP, Inc.	Workers Comp		36.92	835,672.52
06/09/2023	060923ACH1	ADP, Inc.	PR 5/20/23 - 6/2/23		114.48	835,558.04
06/09/2023	02	Gurkan Sangiray	PR 5/20/23 - 6/2/23		664.92	834,893.12
06/09/2023	1ACH0609	Spectrum Business	14575 Promenade Pkwy 5/21-6/20		77.97	834,815.15
06/10/2023	01ACH061023	Amazon	Amazon		177.13	834,638.02
06/10/2023	02ACH061023	Circle K	Circle K		40.16	834,597.86
06/10/2023	03ACH061023	Costco	Costco		40.83	834,557.03
06/10/2023	04ACH061023	Lowes #00724			242.49	834,314.54
06/13/2023			Deposit	14,707.80		849,022.34
06/14/2023	1043	Site Masters of Florida, LLC	Install Bike Racks and slabs		3,200.00	845,822.34
06/15/2023	100084	Complete IT Corp	Invoice: B688CC27-0004 (Reference: CIT Hosted Phone seat - Tax.)		40.90	845,781.44
06/15/2023	100085	Electro Sanitation Services	Invoice: INV-0013 (Reference: clubhouse cleaning.) Invoice: INV-0015 (Reference: Janitorial s...		1,656.69	844,124.75
06/15/2023	100086	Suncoast Pool Service	Invoice: 9265 (Reference: swimming pool service.)		1,027.00	843,097.75
06/15/2023	100087	RedTree Landscape Systems, LLC	Invoice: 13711 (Reference: Grounds Maintenance.) Invoice: 13779 (Reference: Irrigation repair...		14,551.00	828,546.75
06/16/2023	01ACH061623	Duke Energy Payment Processing	14721 State Road 54 Lite 04/25-05/23		5,620.47	822,926.28
06/16/2023	02ACH061623	Duke Energy Payment Processing	0000 Aviles PKY Lite PH2 A&B SL 4/25-5/23		2,599.08	820,327.20
06/16/2023	03ACH061623	Duke Energy Payment Processing	0000 Aviles PKY Lite 4/25-5/23		2,033.95	818,293.25
06/16/2023	04ACH061623	Duke Energy Payment Processing	14575 Promenade PKWY Amenity Center 4/26- 5/24		1,341.29	816,951.96
06/16/2023	05ACH061623	Duke Energy Payment Processing	14575 Promenade PKY Pool 4/26- 5/24		923.06	816,028.90
06/16/2023	06ACH061623	Duke Energy Payment Processing	14731 State Road 54 4/26- 5/24		30.79	815,998.11
06/16/2023	07ACH061623	Duke Energy Payment Processing	15233 Renaissance Ave Irrigation 4/26-5/24		30.79	815,967.32
06/16/2023	08ACH061623	Duke Energy Payment Processing	15121 Aviles PKWY Pump Irrigation 4/26- 5/24		30.79	815,936.53
06/16/2023	09ACH061623	Duke Energy Payment Processing	15138 Caravan Ave Irrigation 4/26- 5/24		30.79	815,905.74
06/16/2023	10ACH061623	Duke Energy Payment Processing	15381 Aviles PKWY Pump Irrigation 4/26- 5/24		30.79	815,874.95
06/16/2023	11ACH061623	Duke Energy Payment Processing	15301 Aviles PKWY Pump Irrigation 4/26-5/24		30.79	815,844.16
06/16/2023	12ACH061623	Duke Energy Payment Processing	2995 Long Bow Way Irrigation 4/26- 5/24		30.79	815,813.37
06/16/2023	13ACH061623	Duke Energy Payment Processing	14700 Trails Edge Blvd Irrigation 4/26- 5/24		30.79	815,782.58
06/16/2023	14ACH061623	Duke Energy Payment Processing	14807 Renaissance Ave Irrigation 4/26- 5/24		30.79	815,751.79
06/16/2023	15ACH061623	Duke Energy Payment Processing	15246 Caravan Ave Irrigation 4/26- 5/24		30.79	815,721.00
06/16/2023	16ACH061623	Duke Energy Payment Processing	14826 Renaissance Ave Irrigation 4/26- 5/24		30.79	815,690.21
06/16/2023	17ACH061623	Duke Energy Payment Processing	2781 Long Bow Way Irrigation 4/26- 5/24		30.79	815,659.42
06/16/2023	18ACH061623	Duke Energy Payment Processing	000 Promenade PKY Lite 4/25- 5/23		296.84	815,362.58
06/16/2023	19ACH061623	Duke Energy Payment Processing	000 Promenade PKY Lite 04/25- 5/23		100.24	815,262.34
06/16/2023	0616ACH1	ADP, Inc.	Payroll Processing Fees		110.83	815,151.51
06/19/2023	01ACH061923	Pasco County Utilities	2995 Long Bow Way 4/19- 5/19		15.75	815,135.76
06/19/2023	02ACH061923	Pasco County Utilities	14915 Aviles Parkway 4/19- 5/19		204.75	814,931.01
06/19/2023	03ACH061923	Pasco County Utilities	14450 Promenade Parkway 4/19- 5/19		197.25	814,733.76
06/19/2023	04ACH061923	Pasco County Utilities	14859 Caravan Ave 4/19- 5/19		19.50	814,714.26
06/19/2023	05ACH061923	Pasco County Utilities	14400 Trails Edge Blvd 4/19- 5/19		30.00	814,684.26
06/19/2023	06ACH061923	Pasco County Utilities	14700 Trails Edge Blvd 4/19- 5/19		78.75	814,605.51
06/19/2023	07ACH061923	Pasco County Utilities	2830 Long Bow Way 4/19- 5/19		30.00	814,575.51
06/19/2023	08ACH061923	Pasco County Utilities	0 Promenade Parkway 4/19- 5/19		267.00	814,308.51
06/19/2023	09ACH061923	Pasco County Utilities	15233 renaissance Ave 4/19- 5/19		10.50	814,298.01
06/19/2023	10ACH061923	Pasco County Utilities	15246 Caravan Ave 4/19- 5/19		51.00	814,247.01

Asturia CDD
CHECK REGISTER - OPERATING ACCOUNT
FY2023

Date	Num	Name	Memo	Deposits	Payments	Balance
06/19/2023	11ACH061923	Pasco County Utilities	15050 Caravan Ave4/19- 5/19		86.25	814,160.76
06/19/2023	12ACH061923	Pasco County Utilities	15381 Aviles Parkway 3/20- 4/19		13.50	814,147.26
06/19/2023	13ACH061923	Pasco County Utilities	14577 Promenade parkway 4/19- 5/19		28.50	814,118.76
06/19/2023	14ACH061923	Pasco County Utilities	14575 Promenade Parkway 4/19- 5/19		1,364.56	812,754.20
06/19/2023	15ACH061923	Pasco County Utilities	14502 Promenade Parkway 4/19- 5/19		63.95	812,690.25
06/19/2023	16ACH061923	Pasco County Utilities	15121 Aviles parkway 4/19- 5/19		6.00	812,684.25
06/21/2023	0621ST1	Florida Dept. of Revenue	Sales Tax Filing - April		55.65	812,628.60
06/21/2023	0621ST2	Florida Dept. of Revenue	Sales Tax Filing - May		28.35	812,600.25
06/23/2023	0623ACH1WC	ADP, Inc.	Workers Comp		40.92	812,559.33
06/23/2023	062323ACH1	ADP, Inc.	PR 6/3/23 - 6/16/23		131.65	812,427.68
06/23/2023	03	Gurkan Sangiray	PR 6/3/23 - 6/16/23		764.67	811,663.01
06/26/2023	01ACH062623	Duke Energy Payment Processing	15165 State Rd 54 Monument 4/26- 5/24		273.36	811,389.65
06/26/2023	100088	Jimerson Birr, PA	Invoice: 30550 (Reference: Appeal of Circle K Development.) Invoice: 30551 (Reference: Cost S...		744.00	810,645.65
06/26/2023	02ACH062623	Coastal Waste & Recycling, Inc.	Waste collection 01/01-01/31		65.86	810,579.79
06/26/2023	03ACH062623	Coastal Waste & Recycling, Inc.	Waste collection 02/01-02/31		10.89	810,568.90
06/26/2023	04ACH062623	Coastal Waste & Recycling, Inc.	Waste collection 03/01-03/31		65.37	810,503.53
06/26/2023	05ACH062623	Coastal Waste & Recycling, Inc.	Waste collection 04/01-04/31		65.37	810,438.16
06/26/2023	06ACH062623	Coastal Waste & Recycling, Inc.	Waste collection 05/01-05/31		167.94	810,270.22
06/26/2023	07ACH062623	Coastal Waste & Recycling, Inc.	Waste collection 06/01-06/31		64.46	810,205.76
06/29/2023			Deposit	625.77		810,831.53
06/30/2023	0630ACH1	ADP, Inc.	Payroll Processing Fees		110.83	810,720.70
06/30/2023			Interest	70.65		810,791.35
06/30/2023				17,342.35	43,316.34	810,791.35

EXHIBIT 10

12:14 PM
07/17/23

Asturia CDD Check Detail June 2023

Type	Num	Date	Name	Item	Account	Paid Amount	Original Amount
Check		06/30/2023			1101006 · Bank Unite...		-75.00
					1551005 · Bank Fees	-75.00	75.00
TOTAL						-75.00	75.00
Bill Pmt -Check	0602A...	06/02/2023	ADP, Inc.		1101000 · Cash- Ope...		-110.83
Bill	634220...	05/26/2023			1513015 · Prof Serv - ...	-110.83	110.83
TOTAL						-110.83	110.83
Bill Pmt -Check	060923...	06/09/2023	ADP, Inc.		1101000 · Cash- Ope...		-114.48
Bill	060923	06/09/2023			1513015 · Prof Serv - ...	-59.40	59.40
					1513015 · Prof Serv - ...	-55.08	55.08
TOTAL						-114.48	114.48
Bill Pmt -Check	0609A...	06/09/2023	Engage PEO		1101000 · Cash- Ope...		-172.40
Bill	102348	06/09/2023			1511001 · P/R - Board...	-61.20	61.20
					1551000 · Contingency	-50.00	50.00
					1511115 · FICA Taxes	-61.20	61.20
TOTAL						-172.40	172.40
Bill Pmt -Check	0609A...	06/09/2023	ADP, Inc.		1101000 · Cash- Ope...		-36.92
Bill	6/9/23 ...	06/09/2023			1513015 · Prof Serv - ...	-36.92	36.92
TOTAL						-36.92	36.92
Bill Pmt -Check	0616A...	06/16/2023	ADP, Inc.		1101000 · Cash- Ope...		-110.83
Bill	635052...	06/09/2023			1513015 · Prof Serv - ...	-110.83	110.83
TOTAL						-110.83	110.83
Bill Pmt -Check	0621ST1	06/21/2023	Florida Dept. of Reve...		1101000 · Cash- Ope...		-55.65
Bill	April S...	06/19/2023			1549001 · Miscellaneo...	-55.65	55.65
TOTAL						-55.65	55.65
Bill Pmt -Check	062323...	06/23/2023	ADP, Inc.		1101000 · Cash- Ope...		-131.65
Bill	062323	06/23/2023			1513015 · Prof Serv - ...	-68.32	68.32
					1513015 · Prof Serv - ...	-63.33	63.33
TOTAL						-131.65	131.65
Bill Pmt -Check	0623A...	06/23/2023	ADP, Inc.		1101000 · Cash- Ope...		-40.92
Bill	6/23/23...	06/23/2023			1513015 · Prof Serv - ...	-40.92	40.92
TOTAL						-40.92	40.92
Bill Pmt -Check	0630A...	06/30/2023	ADP, Inc.		1101000 · Cash- Ope...		-110.83
Bill	636141...	06/23/2023			1513015 · Prof Serv - ...	-110.83	110.83
TOTAL						-110.83	110.83
Bill Pmt -Check	02	06/09/2023	Gurkan Sangiray		1101000 · Cash- Ope...		-664.92
Bill	060923	06/09/2023			1513015 · Prof Serv - ...	-664.92	664.92
TOTAL						-664.92	664.92

Asturia CDD Check Detail June 2023

Type	Num	Date	Name	Item	Account	Paid Amount	Original Amount
Bill Pmt -Check	0621ST2	06/21/2023	Florida Dept. of Reve...		1101000 · Cash- Ope...		-28.35
Bill	May S...	06/19/2023			1549001 · Miscellaneo...	-28.35	28.35
TOTAL						-28.35	28.35
Bill Pmt -Check	03	06/23/2023	Gurkan Sangiray		1101000 · Cash- Ope...		-764.67
Bill	062323	06/23/2023			1513015 · Prof Serv - ...	-764.67	764.67
TOTAL						-764.67	764.67
Bill Pmt -Check	35	06/09/2023	Susan Coppa		1101000 · Cash- Ope...		-184.70
Bill	202310	06/09/2023			1511001 · P/R - Board...	-184.70	184.70
TOTAL						-184.70	184.70
Bill Pmt -Check	36	06/09/2023	Jean-Jacques Darius		1101000 · Cash- Ope...		-184.70
Bill	202310	06/09/2023			1511001 · P/R - Board...	-184.70	184.70
TOTAL						-184.70	184.70
Bill Pmt -Check	37	06/09/2023	Marie Pearson		1101000 · Cash- Ope...		-184.70
Bill	202310	06/09/2023			1511001 · P/R - Board...	-184.70	184.70
TOTAL						-184.70	184.70
Bill Pmt -Check	38	06/09/2023	Glen Penning		1101000 · Cash- Ope...		-184.70
Bill	202310	06/09/2023			1511001 · P/R - Board...	-184.70	184.70
TOTAL						-184.70	184.70
Bill Pmt -Check	1ACH0...	06/09/2023	Spectrum Business		1101000 · Cash- Ope...		-77.97
Bill	140439...	05/21/2023			1541003 · Communic...	-77.97	77.97
TOTAL						-77.97	77.97
Bill Pmt -Check	1043	06/14/2023	Site Masters of Flori...		1101000 · Cash- Ope...		-3,200.00
Bill	061323...	06/13/2023			1551000 · Contingency	-3,200.00	3,200.00
TOTAL						-3,200.00	3,200.00
Bill Pmt -Check	01ACH...	06/10/2023	Amazon		1101000 · Cash- Ope...		-177.13
Bill	5197	04/19/2023			1541096 · Amenity Ma...	-177.13	177.13
TOTAL						-177.13	177.13
Bill Pmt -Check	02ACH...	06/10/2023	Circle K		1101000 · Cash- Ope...		-40.16
Bill	3813	04/27/2023			1541093 · Pressure ...	-40.16	40.16
TOTAL						-40.16	40.16
Bill Pmt -Check	03ACH...	06/10/2023	Costco		1101000 · Cash- Ope...		-40.83
Bill	0990	04/29/2023			1541096 · Amenity Ma...	-40.83	40.83
TOTAL						-40.83	40.83

Asturia CDD Check Detail June 2023

Type	Num	Date	Name	Item	Account	Paid Amount	Original Amount
Bill Pmt -Check	04ACH...	06/10/2023	Lowes #00724		1101000 · Cash- Ope...		-242.49
Bill	1458	04/15/2023			1541096 · Amenity Ma...	-41.18	41.18
Bill	6224	04/17/2023			1541096 · Amenity Ma...	-22.66	22.66
Bill	8331	04/22/2023			1541096 · Amenity Ma...	-70.58	70.58
Bill	1645	04/27/2023			1541096 · Amenity Ma...	-108.07	108.07
TOTAL						-242.49	242.49
Bill Pmt -Check	01ACH...	06/16/2023	Duke Energy Payme...		1101000 · Cash- Ope...		-5,620.47
Bill	8839-2...	05/26/2023			1531030 · Utility - Stre...	-5,620.47	5,620.47
TOTAL						-5,620.47	5,620.47
Bill Pmt -Check	02ACH...	06/16/2023	Duke Energy Payme...		1101000 · Cash- Ope...		-2,599.08
Bill	8839-3...	05/26/2023			1531030 · Utility - Stre...	-2,599.08	2,599.08
TOTAL						-2,599.08	2,599.08
Bill Pmt -Check	03ACH...	06/16/2023	Duke Energy Payme...		1101000 · Cash- Ope...		-2,033.95
Bill	8841-5...	05/26/2023			1531030 · Utility - Stre...	-2,033.95	2,033.95
TOTAL						-2,033.95	2,033.95
Bill Pmt -Check	04ACH...	06/16/2023	Duke Energy Payme...		1101000 · Cash- Ope...		-1,341.29
Bill	8839-4...	05/26/2023			1531030 · Utility - Stre...	-1,341.29	1,341.29
TOTAL						-1,341.29	1,341.29
Bill Pmt -Check	05ACH...	06/16/2023	Duke Energy Payme...		1101000 · Cash- Ope...		-923.06
Bill	8839-4...	05/26/2023			1531030 · Utility - Stre...	-923.06	923.06
TOTAL						-923.06	923.06
Bill Pmt -Check	06ACH...	06/16/2023	Duke Energy Payme...		1101000 · Cash- Ope...		-30.79
Bill	8839-2...	05/26/2023			1531030 · Utility - Stre...	-30.79	30.79
TOTAL						-30.79	30.79
Bill Pmt -Check	07ACH...	06/16/2023	Duke Energy Payme...		1101000 · Cash- Ope...		-30.79
Bill	8839-2...	05/26/2023			1531030 · Utility - Stre...	-30.79	30.79
TOTAL						-30.79	30.79
Bill Pmt -Check	08ACH...	06/16/2023	Duke Energy Payme...		1101000 · Cash- Ope...		-30.79
Bill	8839-2...	05/26/2023			1531030 · Utility - Stre...	-30.79	30.79
TOTAL						-30.79	30.79
Bill Pmt -Check	09ACH...	06/16/2023	Duke Energy Payme...		1101000 · Cash- Ope...		-30.79
Bill	8839-3...	05/26/2023			1531030 · Utility - Stre...	-30.79	30.79
TOTAL						-30.79	30.79
Bill Pmt -Check	10ACH...	06/16/2023	Duke Energy Payme...		1101000 · Cash- Ope...		-30.79
Bill	8839-3...	05/26/2023			1531030 · Utility - Stre...	-30.79	30.79
TOTAL						-30.79	30.79

Asturia CDD Check Detail

June 2023

Type	Num	Date	Name	Item	Account	Paid Amount	Original Amount
Bill Pmt -Check	11ACH...	06/16/2023	Duke Energy Payme...		1101000 · Cash- Ope...		-30.79
Bill	8839-4...	05/26/2023			1531030 · Utility - Stre...	-30.79	30.79
TOTAL						-30.79	30.79
Bill Pmt -Check	12ACH...	06/16/2023	Duke Energy Payme...		1101000 · Cash- Ope...		-30.79
Bill	8839-4...	05/26/2023			1531030 · Utility - Stre...	-30.79	30.79
TOTAL						-30.79	30.79
Bill Pmt -Check	13ACH...	06/16/2023	Duke Energy Payme...		1101000 · Cash- Ope...		-30.79
Bill	8839-4...	05/26/2023			1531030 · Utility - Stre...	-30.79	30.79
TOTAL						-30.79	30.79
Bill Pmt -Check	14ACH...	06/16/2023	Duke Energy Payme...		1101000 · Cash- Ope...		-30.79
Bill	8841-5...	05/26/2023			1531030 · Utility - Stre...	-30.79	30.79
TOTAL						-30.79	30.79
Bill Pmt -Check	15ACH...	06/16/2023	Duke Energy Payme...		1101000 · Cash- Ope...		-30.79
Bill	8841-5...	05/26/2023			1531030 · Utility - Stre...	-30.79	30.79
TOTAL						-30.79	30.79
Bill Pmt -Check	16ACH...	06/16/2023	Duke Energy Payme...		1101000 · Cash- Ope...		-30.79
Bill	8841-6...	05/26/2023			1531030 · Utility - Stre...	-30.79	30.79
TOTAL						-30.79	30.79
Bill Pmt -Check	17ACH...	06/16/2023	Duke Energy Payme...		1101000 · Cash- Ope...		-30.79
Bill	8841-6...	05/26/2023			1531030 · Utility - Stre...	-30.79	30.79
TOTAL						-30.79	30.79
Bill Pmt -Check	18ACH...	06/16/2023	Duke Energy Payme...		1101000 · Cash- Ope...		-296.84
Bill	8841-6...	05/24/2023			1531030 · Utility - Stre...	-296.84	296.84
TOTAL						-296.84	296.84
Bill Pmt -Check	19ACH...	06/16/2023	Duke Energy Payme...		1101000 · Cash- Ope...		-100.24
Bill	9355-5...	05/24/2023			1531030 · Utility - Stre...	-100.24	100.24
TOTAL						-100.24	100.24
Bill Pmt -Check	01ACH...	06/19/2023	Pasco County Utilities		1101000 · Cash- Ope...		-15.75
Bill	184927...	06/02/2023			1533030 · Utilities - W...	-15.75	15.75
TOTAL						-15.75	15.75
Bill Pmt -Check	02ACH...	06/19/2023	Pasco County Utilities		1101000 · Cash- Ope...		-204.75
Bill	184927...	06/02/2023			1533030 · Utilities - W...	-204.75	204.75
TOTAL						-204.75	204.75

Asturia CDD Check Detail June 2023

Type	Num	Date	Name	Item	Account	Paid Amount	Original Amount
Bill Pmt -Check	03ACH...	06/19/2023	Pasco County Utilities		1101000 · Cash- Ope...		-197.25
Bill	184927...	06/02/2023			1533030 · Utilities - W...	-197.25	197.25
TOTAL						-197.25	197.25
Bill Pmt -Check	04ACH...	06/19/2023	Pasco County Utilities		1101000 · Cash- Ope...		-19.50
Bill	184927...	06/02/2023			1533030 · Utilities - W...	-19.50	19.50
TOTAL						-19.50	19.50
Bill Pmt -Check	05ACH...	06/19/2023	Pasco County Utilities		1101000 · Cash- Ope...		-30.00
Bill	184927...	06/02/2023			1533030 · Utilities - W...	-30.00	30.00
TOTAL						-30.00	30.00
Bill Pmt -Check	06ACH...	06/19/2023	Pasco County Utilities		1101000 · Cash- Ope...		-78.75
Bill	184927...	06/02/2023			1533030 · Utilities - W...	-78.75	78.75
TOTAL						-78.75	78.75
Bill Pmt -Check	07ACH...	06/19/2023	Pasco County Utilities		1101000 · Cash- Ope...		-30.00
Bill	184927...	06/02/2023			1533030 · Utilities - W...	-30.00	30.00
TOTAL						-30.00	30.00
Bill Pmt -Check	08ACH...	06/19/2023	Pasco County Utilities		1101000 · Cash- Ope...		-267.00
Bill	184934...	06/02/2023			1533030 · Utilities - W...	-267.00	267.00
TOTAL						-267.00	267.00
Bill Pmt -Check	09ACH...	06/19/2023	Pasco County Utilities		1101000 · Cash- Ope...		-10.50
Bill	184996...	06/02/2023			1533030 · Utilities - W...	-10.50	10.50
TOTAL						-10.50	10.50
Bill Pmt -Check	10ACH...	06/19/2023	Pasco County Utilities		1101000 · Cash- Ope...		-51.00
Bill	184997...	06/02/2023			1533030 · Utilities - W...	-51.00	51.00
TOTAL						-51.00	51.00
Bill Pmt -Check	11ACH...	06/19/2023	Pasco County Utilities		1101000 · Cash- Ope...		-86.25
Bill	184997...	06/02/2023			1533030 · Utilities - W...	-86.25	86.25
TOTAL						-86.25	86.25
Bill Pmt -Check	12ACH...	06/19/2023	Pasco County Utilities		1101000 · Cash- Ope...		-13.50
Bill	184943...	06/02/2023			1533030 · Utilities - W...	-13.50	13.50
TOTAL						-13.50	13.50
Bill Pmt -Check	13ACH...	06/19/2023	Pasco County Utilities		1101000 · Cash- Ope...		-28.50
Bill	184929...	06/02/2023			1533030 · Utilities - W...	-28.50	28.50
TOTAL						-28.50	28.50

Asturia CDD Check Detail June 2023

Type	Num	Date	Name	Item	Account	Paid Amount	Original Amount
Bill Pmt -Check	14ACH...	06/19/2023	Pasco County Utilities		1101000 · Cash- Ope...		-1,364.56
Bill	184929...	06/02/2023			1533030 · Utilities - W...	-1,364.56	1,364.56
TOTAL						-1,364.56	1,364.56
Bill Pmt -Check	15ACH...	06/19/2023	Pasco County Utilities		1101000 · Cash- Ope...		-63.95
Bill	184929...	06/02/2023			1533030 · Utilities - W...	-63.95	63.95
TOTAL						-63.95	63.95
Bill Pmt -Check	16ACH...	06/19/2023	Pasco County Utilities		1101000 · Cash- Ope...		-6.00
Bill	184943...	06/02/2023			1533030 · Utilities - W...	-6.00	6.00
TOTAL						-6.00	6.00
Bill Pmt -Check	01ACH...	06/26/2023	Duke Energy Payme...		1101000 · Cash- Ope...		-273.36
Bill	8841-5...	06/05/2023			1531030 · Utility - Stre...	-273.36	273.36
TOTAL						-273.36	273.36
Bill Pmt -Check	02ACH...	06/26/2023	Coastal Waste & Rec...		1101000 · Cash- Ope...		-65.86
Bill	SW00...	01/01/2023			1534012 · Solid Wast...	-65.86	65.86
TOTAL						-65.86	65.86
Bill Pmt -Check	03ACH...	06/26/2023	Coastal Waste & Rec...		1101000 · Cash- Ope...		-10.89
Bill	SW00...	02/01/2023			1534012 · Solid Wast...	-10.89	10.89
TOTAL						-10.89	10.89
Bill Pmt -Check	04ACH...	06/26/2023	Coastal Waste & Rec...		1101000 · Cash- Ope...		-65.37
Bill	SW00...	03/01/2023			1534012 · Solid Wast...	-65.37	65.37
TOTAL						-65.37	65.37
Bill Pmt -Check	05ACH...	06/26/2023	Coastal Waste & Rec...		1101000 · Cash- Ope...		-65.37
Bill	SW00...	04/01/2023			1534012 · Solid Wast...	-65.37	65.37
TOTAL						-65.37	65.37
Bill Pmt -Check	06ACH...	06/26/2023	Coastal Waste & Rec...		1101000 · Cash- Ope...		-167.94
Bill	SW00...	05/01/2023			1534012 · Solid Wast...	-167.94	167.94
TOTAL						-167.94	167.94
Bill Pmt -Check	07ACH...	06/26/2023	Coastal Waste & Rec...		1101000 · Cash- Ope...		-64.46
Bill	SW00...	06/01/2023			1534012 · Solid Wast...	-64.46	64.46
TOTAL						-64.46	64.46
Bill Pmt -Check	100081	06/02/2023	Best Termite and Pe...		1101000 · Cash- Ope...		-55.00
Bill	1209285	05/18/2023			1546037 · Pest Control	-55.00	55.00
TOTAL						-55.00	55.00

Asturia CDD Check Detail June 2023

Type	Num	Date	Name	Item	Account	Paid Amount	Original Amount
Bill Pmt -Check	100082	06/02/2023	Suncoast Pool Service		1101000 · Cash- Ope...		-1,027.00
Bill	9344	06/01/2023			1541050 · Pool Contract	-1,027.00	1,027.00
TOTAL						-1,027.00	1,027.00
Bill Pmt -Check	100083	06/02/2023	Blue Water Aquatics,...		1101000 · Cash- Ope...		-890.00
Bill	30193	05/30/2023			1537005 · R&M- Lake	-890.00	890.00
TOTAL						-890.00	890.00
Bill Pmt -Check	100084	06/15/2023	Complete IT Corp		1101000 · Cash- Ope...		-40.90
Bill	B688C...	06/01/2023			1513045 · Communic...	-40.90	40.90
TOTAL						-40.90	40.90
Bill Pmt -Check	100085	06/15/2023	Electro Sanitation Se...		1101000 · Cash- Ope...		-1,656.69
Bill	INV-00...	06/07/2023			1541099 · CH Janitori...	-156.69	156.69
Bill	INV-00...	06/07/2023			1541056 · Clubhouse ...	-1,500.00	1,500.00
TOTAL						-1,656.69	1,656.69
Bill Pmt -Check	100086	06/15/2023	Suncoast Pool Service		1101000 · Cash- Ope...		-1,027.00
Bill	9265	05/01/2023			1541050 · Pool Contract	-1,027.00	1,027.00
TOTAL						-1,027.00	1,027.00
Bill Pmt -Check	100087	06/15/2023	RedTree Landscape ...		1101000 · Cash- Ope...		-14,551.00
Bill	13779	05/31/2023			1546041 · R&M - Irrig...	-1,501.00	1,501.00
Bill	13711	06/01/2023			1546001 · Contracts - ...	-12,975.00	12,975.00
Bill	13782	06/06/2023			1546041 · R&M - Irrig...	-75.00	75.00
TOTAL						-14,551.00	14,551.00
Bill Pmt -Check	100088	06/26/2023	Jimerson Birr, PA		1101000 · Cash- Ope...		-744.00
Bill	30551	05/31/2023			1514010 · Profserv - L...	-644.25	644.25
Bill	30550	05/31/2023			1514010 · Profserv - L...	-99.75	99.75
TOTAL						-744.00	744.00



ADVICE OF DEBIT

Client Name : ASTURIA COMMUNITY DEVELOPMENT DISTR
Client Number : 2684460
Advice of Debit Number : 634220128
Advice of Debit Date : 05/26/2023
Advice of Debit Due Date : 06/02/2023
Total Debited This Invoice: \$110.83

ADP, Inc.
 PO Box 842875
 Boston MA 02284-2875

i Inquiries

For Billing inquiries, please contact your client service rep at 866-873-0386

TRISH DOBSON
 ASTURIA COMMUNITY DEVELOPMENT DISTR
 14575 PROMENADE PKWY
 ODESSA, FL 33556-2707

CURRENT CHARGES

RUN	QUANTITY	RATE	BASE	TOTAL CHARGES	TAX
COMPANY CODE 1808-2R-DU3 IID 27702677 Processing Charges for Period Ending Date: 05/19/2023 Check Date: 05/26/2023					
ADP Complete Payroll and HR Plus Includes: Multiple Employee Pay Options Tax Filing and New Hire Reporting Electronic Reports Employee Access RUN Powered by ADP Mobile Payroll General Ledger Interface Garnishment Payment Service Unemployment Claims Service (SUI) Poster Compliance Update Service 24x7 Live Support HR Help Desk 25 Background Checks Employee Handbook Wizard Zip Recruiter - 2 Job Slots Job Description Wizard Document Vault HR Tracking, Form and Documents Compliance Update and Training 24.79% of the Per Pay Fee is Software	2	discount applies		\$158.95	
Pay-by-Pay Workers' Compensation	1	\$15.45 each		\$15.45	

Sub Total Current Charges	\$174.40
39.99% Discount On Processing Charges	-\$63.57
TOTAL CHARGES FOR COMPANY CODE: 1808-2R-DU3	\$110.83

Total Debited \$110.83

WE APPRECIATE YOUR BUSINESS! - NO PAYMENT REQUIRED.

This amount will be processed for debit from your account # XXXXXX1583 on 06/02/2023 or the next banking day. Please confirm the debit was completed with your banking institution to ensure the invoice is paid in full.

Payroll Summary

Check Date	Name	Hours	Total Paid	Tax Withheld	Deductions	Net Pay	Check No	Employer Liability	Total Expense
06/09/2023	Sangiray, Gurkan	40.00	720.00	55.08	0.00	664.92	2	59.40	779.40
Pay Frequency Totals: Biweekly		40.00	\$720.00	\$55.08	\$0.00	\$664.92		\$59.40	\$779.40
Total Net Pays for Biweekly frequency: 1									
Company Totals:		40.00	\$720.00	\$55.08	\$0.00	\$664.92		\$59.40	\$779.40
Total Net Pays for Company: 1									



Gross to Net Register

Asturia CDD

Payroll # 202310 | Pay Date 06/09/2023 | Pay Groups: - Sorted By Department By Employee Name

Employee Name Employee ID	Pay Date Check#	Code	Description	Type/ Line#	Hrs/ Units	Rate	Amount
Department - ***: ***							
Susan Coppa G14238	06-09-2023 35	SAL	SALARY	P-1	1.00	200.0000	200.00
		00-10	FEDERAL INCOME	D-1	1.00	0.0000	0.00
		00-11	FICA - MEDICARE	D-2	1.00	-2.9000	-2.90
		00-12	FICA - OASDI	D-3	1.00	-12.4000	-12.40
		Gross Pay:	Expenses:	Gross Earnings:	Deductions:	Taxes:	Net Pay:
200.00	0.00	200.00	0.00	15.30	184.70		
Jean-Jacques Darius C14234	06-09-2023 36	SAL	SALARY	P-1	1.00	200.0000	200.00
		00-10	FEDERAL INCOME	D-1	1.00	0.0000	0.00
		00-11	FICA - MEDICARE	D-2	1.00	-2.9000	-2.90
		00-12	FICA - OASDI	D-3	1.00	-12.4000	-12.40
		Gross Pay:	Expenses:	Gross Earnings:	Deductions:	Taxes:	Net Pay:
200.00	0.00	200.00	0.00	15.30	184.70		
Marie Pearson F14237	06-09-2023 37	SAL	SALARY	P-1	1.00	200.0000	200.00
		00-10	FEDERAL INCOME	D-1	1.00	0.0000	0.00
		00-11	FICA - MEDICARE	D-2	1.00	-2.9000	-2.90
		00-12	FICA - OASDI	D-3	1.00	-12.4000	-12.40
		Gross Pay:	Expenses:	Gross Earnings:	Deductions:	Taxes:	Net Pay:
200.00	0.00	200.00	0.00	15.30	184.70		
Glen Morgan Penning D14235	06-09-2023 38	SAL	SALARY	P-1	1.00	200.0000	200.00
		00-10	FEDERAL INCOME	D-1	1.00	0.0000	0.00
		00-11	FICA - MEDICARE	D-2	1.00	-2.9000	-2.90
		00-12	FICA - OASDI	D-3	1.00	-12.4000	-12.40
		Gross Pay:	Expenses:	Gross Earnings:	Deductions:	Taxes:	Net Pay:
200.00	0.00	200.00	0.00	15.30	184.70		
Sub Totals : Department - ***	Gross Pay:	Expenses:	Gross Earnings:	Deductions:	Taxes:	Net Pay:	
	800.00	0.00	800.00	0.00	61.20	738.80	



Gross to Net Register

Asturia CDD

Payroll # 202310 | Pay Date 06/09/2023 | Pay Groups: - Sorted By Department By Employee Name

Employee Name Employee ID	Pay Date Check#	Code	Description	Type/ Line#	Hrs/ Units	Rate	Amount
	Gross Pay:	Expenses:	Gross Earnings:	Deductions:		Taxes:	Net Pay:
Grand Totals:	800.00	0.00	800.00	0.00		61.20	738.80

ENGAGE Payroll Register

PEO Asturia CDD
Payroll # 202310 | Pay Date 06/09/2023 - Sorted by Department by Employee Name

Coppa, Susan

2220 Secret Cv	Employee ID G14238	Hire 12-12-2022	Tax Filing Info	Direct Deposit					
ODESSA, FL 33556	Dept W/C FL8810	Term Review	TYPE	STATUS	ADD'L	ACCOUNT NO	TRAN/ABA	CHK/SAV	\$/%
Title Board Member	FLSA Non-Exempt	Employee No	Federal	MJ-0					
Status ACT	PayGrd	Gender F	FL						
Type FT	Salary \$200.00 Monthly	DOB 06-14-1954							
EEO ADMINISTRATIVE SUPPORT									

Earnings					Deductions					Disbursements				
TYPE	CURRENT	MTD	QTD	YTD	TYPE	CURRENT	MTD	QTD	YTD	VOUCHER NO	CHECK NO	CHK AMOUNT	DD AMOUNT	
SALARY U	1.00	1.00	3.00	9.00	FEDERAL INCOME T	0.00	0.00	0.00	0.00	000081	35	184.70	0.00	
U\$	200.00	200.00	600.00	1,800.00	FICA - MEDICARE	2.90	2.90	8.70	26.10	Paid Time Off				
Totals U	1.00	1.00	3.00	9.00	FICA - OASDI	12.40	12.40	37.20	111.60	DESCRIPTION	CARRYFWD	ACCRUED	USED	BALANCE
U\$	200.00	200.00	600.00	1,800.00	Total Deductions	15.30	15.30	45.90	137.70	Total PTO	0.00	0.00	0.00	0.00
Net Totals	184.70	184.70	554.10	1,662.30										

Darius, Jean-Jacques

2600 Eve Ct	Employee ID C14234	Hire 12-12-2022	Tax Filing Info	Direct Deposit					
ODESSA, FL 33556	Dept W/C FL8810	Term Review	TYPE	STATUS	ADD'L	ACCOUNT NO	TRAN/ABA	CHK/SAV	\$/%
Title Board Member	FLSA Non-Exempt	Employee No	Federal	MJ-0					
Status ACT	PayGrd	Gender M	FL						
Type FT	Salary \$200.00 Monthly	DOB 09-16-1962							
EEO ADMINISTRATIVE SUPPORT									

Earnings					Deductions					Disbursements				
TYPE	CURRENT	MTD	QTD	YTD	TYPE	CURRENT	MTD	QTD	YTD	VOUCHER NO	CHECK NO	CHK AMOUNT	DD AMOUNT	
SALARY U	1.00	1.00	3.00	9.00	FEDERAL INCOME T	0.00	0.00	0.00	0.00	000078	36	184.70	0.00	
U\$	200.00	200.00	600.00	1,800.00	FICA - MEDICARE	2.90	2.90	8.70	26.10	Paid Time Off				
Totals U	1.00	1.00	3.00	9.00	FICA - OASDI	12.40	12.40	37.20	111.60	DESCRIPTION	CARRYFWD	ACCRUED	USED	BALANCE
U\$	200.00	200.00	600.00	1,800.00	Total Deductions	15.30	15.30	45.90	137.70	Total PTO	0.00	0.00	0.00	0.00
Net Totals	184.70	184.70	554.10	1,662.30										



Payroll Register

Asturia CDD

Payroll # 202310 | Pay Date 06/09/2023 - Sorted by Department by Employee Name

Pearson, Marie

2681 Verona Ln	Employee ID F14237	Hire 12-12-2022
ODESSA, FL 33556	Dept W/C FL8810	Term Review
Title Board Member	FLSA Non-Exempt	Employee No
Status ACT	PayGrd	Gender F
Type FT	Salary \$200.00 Monthly	DOB 03-08-1950
EEO ADMINISTRATIVE SUPPORT		

Tax Filing Info

TYPE	STATUS	ADD'L	ACCOUNT NO	TRAN/ABA	CHK/SAV	\$/%
Federal FL	SS-0					

Direct Deposit

Earnings

Deductions

Disbursements

TYPE	CURRENT	MTD	QTD	YTD	TYPE	CURRENT	MTD	QTD	YTD	VOUCHER NO	CHECK NO	CHK AMOUNT	DD AMOUNT	
SALARY U	1.00	1.00	3.00	9.00	FEDERAL INCOME T	0.00	0.00	0.00	0.00	000080	37	184.70	0.00	
U\$	200.00	200.00	600.00	1,800.00	FICA - MEDICARE	2.90	2.90	8.70	26.10	Paid Time Off				
Totals U	1.00	1.00	3.00	9.00	FICA - OASDI	12.40	12.40	37.20	111.60	DESCRIPTION	CARRYFWD	ACCRUED	USED	BALANCE
U\$	200.00	200.00	600.00	1,800.00	Total Deductions	15.30	15.30	45.90	137.70	Total PTO	0.00	0.00	0.00	0.00
Net Totals	184.70	184.70	554.10	1,662.30										

Penning, Glen Morgan

2800 Long Bow Way	Employee ID D14235	Hire 12-12-2022
ODESSA, FL 33556	Dept W/C FL8810	Term Review
Title Board Member	FLSA Non-Exempt	Employee No
Status ACT	PayGrd	Gender M
Type FT	Salary \$200.00 Monthly	DOB 03-09-1965
EEO ADMINISTRATIVE SUPPORT		

Tax Filing Info

TYPE	STATUS	ADD'L	ACCOUNT NO	TRAN/ABA	CHK/SAV	\$/%
Federal FL	MI-0					

Direct Deposit

Earnings

Deductions

Disbursements

TYPE	CURRENT	MTD	QTD	YTD	TYPE	CURRENT	MTD	QTD	YTD	VOUCHER NO	CHECK NO	CHK AMOUNT	DD AMOUNT	
SALARY U	1.00	1.00	3.00	9.00	FEDERAL INCOME T	0.00	0.00	0.00	0.00	000079	38	184.70	0.00	
U\$	200.00	200.00	600.00	1,800.00	FICA - MEDICARE	2.90	2.90	8.70	26.10	Paid Time Off				
Totals U	1.00	1.00	3.00	9.00	FICA - OASDI	12.40	12.40	37.20	111.60	DESCRIPTION	CARRYFWD	ACCRUED	USED	BALANCE
U\$	200.00	200.00	600.00	1,800.00	Total Deductions	15.30	15.30	45.90	137.70	Total PTO	0.00	0.00	0.00	0.00
Net Totals	184.70	184.70	554.10	1,662.30										



Payroll Register

Asturia CDD

Payroll # 202310 | Pay Date 06/09/2023 - Sorted by Department by Employee Name

Totals for Department : (None) - (None)

Earnings

Deductions

Paid Time Off

Earnings					Deductions					Paid Time Off				
TYPE	CURRENT	MTD	QTD	YTD	TYPE	CURRENT	MTD	QTD	YTD	DESCRIPTION	CARRYFWD	ACCRUED	USED	BALANCE
SALARY U	4.00	4.00	12.00	36.00	FEDERAL INCOME T	0.00	0.00	0.00	0.00	Total PTO	0.00	0.00	0.00	0.00
U\$	800.00	800.00	2,400.00	7,200.00	FICA - MEDICARE	11.60	11.60	34.80	104.40					
Totals U	4.00	4.00	12.00	36.00	FICA - OASDI	49.60	49.60	148.80	446.40					
U\$	800.00	800.00	2,400.00	7,200.00	Total Deductions	61.20	61.20	183.60	550.80					
Net Totals	738.80	738.80	2,216.40	6,649.20										



Payroll Register

Asturia CDD

Payroll # 202310 | Pay Date 06/09/2023 - Sorted by Department by Employee Name

TOTALS FOR ALL EMPLOYEES

Earnings

Deductions

Paid Time Off

Earnings					Deductions					Paid Time Off				
TYPE	CURRENT	MTD	QTD	YTD	TYPE	CURRENT	MTD	QTD	YTD	DESCRIPTION	CARRYFWD	ACCRUED	USED	BALANCE
SALARY U	4.00	4.00	12.00	36.00	FEDERAL INCOME T	0.00	0.00	0.00	0.00	Total PTO	0.00	0.00	0.00	0.00
U\$	800.00	800.00	2,400.00	7,200.00	FICA - MEDICARE	11.60	11.60	34.80	104.40					
REGULAR (HRS) H	0.00	0.00	0.00	0.00	FICA - OASDI	49.60	49.60	148.80	446.40					
H\$	0.00	0.00	0.00	0.00	Total Deductions	61.20	61.20	183.60	550.80					
Totals H	0.00	0.00	0.00	0.00										
H\$	0.00	0.00	0.00	0.00										
Totals U	4.00	4.00	12.00	36.00										
U\$	800.00	800.00	2,400.00	7,200.00										
Net Totals	738.80	738.80	2,216.40	6,649.20										

Total Employee Count : 4



Asturia CDD
 250 International Pkwy, Ste 208
 Lake Mary, FL 32746

Invoice **102348**

Date **06/09/2023**

Pay Period Ending **06/30/2023**
 Control Number **703-202310**

GROSS WAGES	800.00
SOCIAL SECURITY & MEDICARE	61.20
FEDERAL UNEMPLOYMENT	0.00
STATE UNEMPLOYMENT	0.00
WORKERS' COMPENSATION	0.00
ADMINISTRATION FEE	50.00
NET PAY CREDIT	-738.80
Check Amt Rebate -184.70 G14238 COPPA SUSAN	
Check Amt Rebate -184.70 F14237 PEARSON MARIE	
Check Amt Rebate -184.70 D14235 PENNING GLEN M	
Check Amt Rebate -184.70 C14234 DARIUS JEAN-JA	
SUB-TOTAL ..	172.40
TOTAL INVOICE	172.40

PAID - Ref
 Do Not Remit Payment

XXXXXXXXXXXX583

172.40

Payroll Liability

Total Cash Required

		\$816.32
Debit for Checks (Net Pay)	BANKUNITED, NATIONAL ASSOCIATION, Routing/Transit no. (ABA) 267090594, Bank account no. XXXXXX1583	\$664.92
Debit for Taxes	BANKUNITED, NATIONAL ASSOCIATION, Routing/Transit no. (ABA) 267090594, Bank account no. XXXXXX1583	\$114.48
Debit for Pay-by-Pay	BANKUNITED, NATIONAL ASSOCIATION, Routing/Transit no. (ABA) 267090594, Bank account no. XXXXXX1583	\$36.92
Total cash required for BANKUNITED, NATIONAL ASSOCIATION, Routing/Transit no. (ABA) 267090594, Bank account no. XXXXXX1583		\$816.32

Important Note

Your cash required total does not include your fees for service. The invoice with the details of your fees will be sent the Monday after you process your payroll with the debit from your account occurring 3 banking days later.

Payroll Liability

PAY FREQUENCY: Biweekly

Net Pay

Checks	664.92	
Subtotal Net Pay		664.92
Total Net Pay Liability (Net Cash)		664.92

Taxes

	Agency	Rate	Deposit Responsibility Client		Deposit Responsibility ADP		
			EE withheld	ER contrib	EE withheld	ER contrib	
Federal	Social Security				44.64	44.64	89.28
	Medicare				10.44	10.44	20.88
	Federal Unemployment Tax Act	0.6000				4.32	4.32
	Subtotal Federal				55.08	59.40	114.48
	Total Taxes				55.08	59.40	114.48

Other Transfers Pay-by-Pay Insurance		36.92
--------------------------------------	--	-------

Total Biweekly Pay Frequency

Total Pay-by-Pay Insurance	\$36.92
Total Taxes	\$114.48
Total Amount ADP Debited from your Account(s)	\$151.40

Total For 6/9/2023 - Payroll 1

Total Pay-by-Pay Insurance	\$36.92
Total Taxes	\$114.48
Total Amount ADP Debited from your Account(s)	\$151.40



ADP, Inc.
PO Box 842875
Boston MA 02284-2875

ADVISE OF DEBIT

Client Name : ASTURIA COMMUNITY DEVELOPMENT DISTR
Client Number : 2684460
Advice of Debit Number : 635052003
Advice of Debit Date : 06/09/2023
Advice of Debit Due Date : 06/16/2023
Total Debited This Invoice: \$110.83

i Inquiries

For Billing inquiries, please contact your client service rep at 866-873-0386

TRISH DOBSON
ASTURIA COMMUNITY DEVELOPMENT DISTR
14575 PROMENADE PKWY
ODESSA, FL 33556-2707

CURRENT CHARGES

RUN	QUANTITY	RATE	BASE	TOTAL CHARGES	TAX
COMPANY CODE 1808-2R-DU3 IID 27702677					
Processing Charges for Period Ending Date: 06/02/2023 Check Date: 06/09/2023					
ADP Complete Payroll and HR Plus Includes: Multiple Employee Pay Options Tax Filing and New Hire Reporting Electronic Reports Employee Access RUN Powered by ADP Mobile Payroll General Ledger Interface Garnishment Payment Service Unemployment Claims Service (SUI) Poster Compliance Update Service 24x7 Live Support HR Help Desk 25 Background Checks Employee Handbook Wizard Zip Recruiter - 2 Job Slots Job Description Wizard Document Vault HR Tracking, Form and Documents Compliance Update and Training 24.79% of the Per Pay Fee is Software Pay-by-Pay Workers' Compensation	1	discount applies		\$158.95	
	1	\$15.45 each		\$15.45	

Sub Total Current Charges	\$174.40
39.99% Discount On Processing Charges	-\$63.57
TOTAL CHARGES FOR COMPANY CODE:	1808-2R-DU3
	\$110.83
Total Debited	\$110.83

WE APPRECIATE YOUR BUSINESS! - NO PAYMENT REQUIRED.

This amount will be processed for debit from your account # XXXXXX1583 on 06/16/2023 or the next banking day. Please confirm the debit was completed with your banking institution to ensure the invoice is paid in full.



State of Florida Department of Revenue

[DOR Home](#) [e-Services Home](#) [Print Page](#) [Contacts](#) [Logout](#)
Sales Tax - [Click for Help](#) NODE: 2

Original Return

FOR YOUR RECORDS ONLY - DO NOT MAIL

Cancellations must be done before 5:00 p.m. ET on the submission date. If the submission is completed after 5:00 p.m. ET on the submission date, weekend, or holiday the cancellation must be done before 5:00 p.m. ET the next business day. All cancellations are permanently deleted from our database.

Access Source: 61-8017149588-6

Confirmation Number: 230619399952

DR-15

Certificate Number	Collection Period	Confirm Date and Time
61-8017149588-6	04/2023	06/19/2023 4:45:09 PM ET

Location Address

5844 OLD PASCO RD STE 100
WESLEY CHAPEL, FL 33544-4010

ASTURIA COMMUNITY DEVELOPMENT
DISTRICT
210 N UNIVERSITY DR STE 702
CORAL SPRINGS, FL 33071-7320

Contact Information	
Name	Austin Comings
Phone	(321) 263 - 0132
Email	acomings@vestapropertyservices.com

Debit Date:	6/21/2023
Amount for Check:	\$55.65
Bank Routing Number:	267090594
Bank Account Number:	9855841583
Bank Account Type:	Checking
Corporate/Personal:	Corporate
Name on Bank Account:	ASTURIA COMMUNITY DEVELOPMENT DISTRICT

Due to federal security requirements, we can not process international ACH transactions. If any portion of the money used in the payment you may be making today came from a financial institution located outside of the US or its territories for the purpose of funding this payment, please do not proceed and contact the Florida Department of Revenue at 850-488-6800 to make other payment arrangements. By continuing, you are confirming that this payment is not an international ACH transaction. If you are unsure, please contact your financial institution.

I hereby authorize the Department of Revenue to process this ACH transaction and to debit the checking account

identified above. I understand there may be service charges assessed on any transactions not honored by my bank.

Signature: Austin Comings
 Phone Number: 321-263-0132
 EMail Address: acomings@vestapropertyservices.com

Florida	1. Gross Sales	2. Exempt Sales	3. Taxable Amount	4. Tax Due
A. Sales/Services/Electricity	\$ 795.00	\$ 0.00	\$ 795.00	\$ 55.65
B. Taxable Purchases			\$ 0.00	\$ 0.00
C. Commercial Rentals	\$ 0.00	\$ 0.00	\$ 0.00	\$ 0.00
C(a). Less Sales Tax Scholarship Credits				\$ 0.00
D. Transient Rentals	\$ 0.00	\$ 0.00	\$ 0.00	\$ 0.00
E. Food & Beverage Vending	\$ 0.00	\$ 0.00	\$ 0.00	\$ 0.00
			5. Total Amount of Tax Due	\$ 55.65
			6. Less Lawful Deductions	\$ 0.00
			7. Net Tax Due	\$ 55.65
			8. Less Est Tax Pd/DOR Cr Memo	\$ 0.00
			9. Plus Est. Tax Due Current Month	\$ 0.00
			10. Amount Due	\$ 55.65
			11. Less Collection Allowance	\$ 0.00
			12. Plus Penalty	\$ 0.00
			13. Plus Interest	\$ 0.00
			14. Amount Due with Return	\$ 55.65
			Payment you have authorized	55.65
			15(a). Exempt Amount of Items Over \$5000 (included in Column 3)	15(a). \$ 0.00
			15(b). Other Taxable Amounts NOT Subject to Surtax (included in Column 3)	15(b). \$ 0.00
			15(c). Amounts Subject to Surtax at a Rate Different than Your County Surtax Rate (included in Column 3)	15(c). \$ 0.00
			15(d). Total Amount of Discretionary Sales Surtax Due (included in Column 4)	15(d). \$ 7.95
			16. Hope Scholarship Credits (included in Line 6)	16. \$ 0.00
			17. Taxable Sales/Untaxed Purchases or Uses of Electricity (included in Line A)	17. \$ 0.00
			18. Taxable Sales/Untaxed Purchases of Dyed Diesel Fuel (included in Line A)	18. \$ 0.00
			19. Taxable Sales from Amusement Machines (included in Line A)	19. \$ 0.00
			20. Rural or Urban High Crime Area Job Tax Credits	20. \$ 0.00
			21(a). Scholarship Funding Tax Credit	21(a). \$ 0.00
			21(b). Film and Entertainment Industry Credit	21(b). \$ 0.00
			21(c). Economic Energy Zone Credit	21(c). \$ 0.00
			21(d). Strong Families Tax Credit	21(d). \$ 0.00

You have chosen not to donate your collection allowance to education.

21(e). New Worlds Reading Initiative Tax Credit

21(e). \$ 0.00

21. Other Authorized Credits

21. \$ 0.00

Payroll Liability

Total Cash Required		\$937.24
Debit for Checks (Net Pay)	BANKUNITED, NATIONAL ASSOCIATION, Routing/Transit no. (ABA) 267090594, Bank account no. XXXXXX1583	\$764.67
Debit for Taxes	BANKUNITED, NATIONAL ASSOCIATION, Routing/Transit no. (ABA) 267090594, Bank account no. XXXXXX1583	\$131.65
Debit for Pay-by-Pay	BANKUNITED, NATIONAL ASSOCIATION, Routing/Transit no. (ABA) 267090594, Bank account no. XXXXXX1583	\$40.92
Total cash required for BANKUNITED, NATIONAL ASSOCIATION, Routing/Transit no. (ABA) 267090594, Bank account no. XXXXXX1583		\$937.24

Important Note

Your cash required total does not include your fees for service. The invoice with the details of your fees will be sent the Monday after you process your payroll with the debit from your account occurring 3 banking days later.

Payroll Liability

PAY FREQUENCY: Biweekly

Net Pay

Checks	764.67	
Subtotal Net Pay		764.67
Total Net Pay Liability (Net Cash)		764.67

Taxes	Agency	Rate	Deposit Responsibility Client		Deposit Responsibility ADP		
			EE withheld	ER contrib	EE withheld	ER contrib	
Federal	Social Security				51.33	51.34	102.67
	Medicare				12.00	12.01	24.01
	Federal Unemployment Tax Act	0.6000				4.97	4.97
	Subtotal Federal				63.33	68.32	131.65
	Total Taxes				63.33	68.32	131.65

Other Transfers Pay-by-Pay Insurance		40.92
--------------------------------------	--	-------

Total Biweekly Pay Frequency

Total Pay-by-Pay Insurance	\$40.92
Total Taxes	\$131.65
Total Amount ADP Debited from your Account(s)	\$172.57

Total For 6/23/2023 - Payroll 1

Total Pay-by-Pay Insurance	\$40.92
Total Taxes	\$131.65
Total Amount ADP Debited from your Account(s)	\$172.57

Payroll Liability

Total Cash Required		\$937.24
Debit for Checks (Net Pay)	BANKUNITED, NATIONAL ASSOCIATION, Routing/Transit no. (ABA) 267090594, Bank account no. XXXXXX1583	\$764.67
Debit for Taxes	BANKUNITED, NATIONAL ASSOCIATION, Routing/Transit no. (ABA) 267090594, Bank account no. XXXXXX1583	\$131.65
Debit for Pay-by-Pay	BANKUNITED, NATIONAL ASSOCIATION, Routing/Transit no. (ABA) 267090594, Bank account no. XXXXXX1583	\$40.92
Total cash required for BANKUNITED, NATIONAL ASSOCIATION, Routing/Transit no. (ABA) 267090594, Bank account no. XXXXXX1583		\$937.24

Important Note

Your cash required total does not include your fees for service. The invoice with the details of your fees will be sent the Monday after you process your payroll with the debit from your account occurring 3 banking days later.

Payroll Liability

PAY FREQUENCY: Biweekly

Net Pay

Checks	764.67	
Subtotal Net Pay		764.67
Total Net Pay Liability (Net Cash)		764.67

Taxes

	Agency	Rate	Deposit Responsibility Client		Deposit Responsibility ADP		
			EE withheld	ER contrib	EE withheld	ER contrib	
Federal	Social Security				51.33	51.34	102.67
	Medicare				12.00	12.01	24.01
	Federal Unemployment Tax Act	0.6000				4.97	4.97
	Subtotal Federal				63.33	68.32	131.65
	Total Taxes				63.33	68.32	131.65

Other Transfers Pay-by-Pay Insurance		40.92
---	--	--------------

Total Biweekly Pay Frequency

Total Pay-by-Pay Insurance	\$40.92
Total Taxes	\$131.65
Total Amount ADP Debited from your Account(s)	\$172.57

Total For 6/23/2023 - Payroll 1

Total Pay-by-Pay Insurance	\$40.92
Total Taxes	\$131.65
Total Amount ADP Debited from your Account(s)	\$172.57



ADP, Inc.
PO Box 842875
Boston MA 02284-2875

ADVISE OF DEBIT

Client Name : ASTURIA COMMUNITY DEVELOPMENT DISTR
Client Number : 2684460
Advice of Debit Number : 636141280
Advice of Debit Date : 06/23/2023
Advice of Debit Due Date : 06/30/2023
Total Debited This Invoice : \$110.83

i Inquiries

For Billing inquiries, please contact your client service rep at 866-873-0386

TRISH DOBSON
ASTURIA COMMUNITY DEVELOPMENT DISTR
14575 PROMENADE PKWY
ODESSA, FL 33556-2707

CURRENT CHARGES

RUN	QUANTITY	RATE	BASE	TOTAL CHARGES	TAX
COMPANY CODE 1808-2R-DU3 IID 27702677					
Processing Charges for Period Ending Date: 06/16/2023 Check Date: 06/23/2023					
ADP Complete Payroll and HR Plus Includes: Multiple Employee Pay Options Tax Filing and New Hire Reporting Electronic Reports Employee Access RUN Powered by ADP Mobile Payroll General Ledger Interface Garnishment Payment Service Unemployment Claims Service (SUI) Poster Compliance Update Service 24x7 Live Support HR Help Desk 25 Background Checks Employee Handbook Wizard Zip Recruiter - 2 Job Slots Job Description Wizard Document Vault HR Tracking, Form and Documents Compliance Update and Training 24.79% of the Per Pay Fee is Software Pay-by-Pay Workers' Compensation	1	discount applies		\$158.95	
	1	\$15.45 each		\$15.45	

Sub Total Current Charges	\$174.40
39.99% Discount On Processing Charges	-\$63.57
TOTAL CHARGES FOR COMPANY CODE:	1808-2R-DU3
	\$110.83
Total Debited	\$110.83

WE APPRECIATE YOUR BUSINESS! - NO PAYMENT REQUIRED.

This amount will be processed for debit from your account # XXXXXX1583 on 06/30/2023 or the next banking day. Please confirm the debit was completed with your banking institution to ensure the invoice is paid in full.

Payroll Summary

Check Date	Name	Hours	Total Paid	Tax Withheld	Debit Cards	Net Pay	Check No	Employer Liability	Total Expenses
06/09/2023	Sangiray, Gurkan	40.00	720.00	55.08	0.00	664.92	2	59.40	779.40
Pay Frequency Totals: Biweekly		40.00	\$720.00	\$55.08	\$0.00	\$664.92		\$59.40	\$779.40
Total Net Pays for Biweekly frequency: 1									
Company Totals:		40.00	\$720.00	\$55.08	\$0.00	\$664.92		\$59.40	\$779.40
Total Net Pays for Company: 1									



State of Florida Department of Revenue

[DOR Home](#) [e-Services Home](#) [Print Page](#) [Contacts](#) [Logout](#)
Sales Tax - [Click for Help](#) NODE: 2

Original Return

FOR YOUR RECORDS ONLY - DO NOT MAIL

Cancellations must be done before 5:00 p.m. ET on the submission date. If the submission is completed after 5:00 p.m. ET on the submission date, weekend, or holiday the cancellation must be done before 5:00 p.m. ET the next business day. All cancellations are permanently deleted from our database.

Access Source: 61-8017149588-6

Confirmation Number: 230619400402

DR-15

Certificate Number	Collection Period	Confirm Date and Time
61-8017149588-6	05/2023	06/19/2023 4:47:04 PM ET

Location Address

5844 OLD PASCO RD STE 100
WESLEY CHAPEL, FL 33544-4010

ASTURIA COMMUNITY DEVELOPMENT
DISTRICT
210 N UNIVERSITY DR STE 702
CORAL SPRINGS, FL 33071-7320

Contact Information	
Name	Austin Comings
Phone	(321) 263 - 0132
Email	acomings@vestapropertyservices.com

Debit Date:	6/21/2023
Amount for Check:	\$28.35
Bank Routing Number:	267090594
Bank Account Number:	9855841583
Bank Account Type:	Checking
Corporate/Personal:	Corporate
Name on Bank Account:	ASTURIA COMMUNITY DEVELOPMENT DISTRICT

Due to federal security requirements, we can not process international ACH transactions. If any portion of the money used in the payment you may be making today came from a financial institution located outside of the US or its territories for the purpose of funding this payment, please do not proceed and contact the Florida Department of Revenue at 850-488-6800 to make other payment arrangements. By continuing, you are confirming that this payment is not an international ACH transaction. If you are unsure, please contact your financial institution.

I hereby authorize the Department of Revenue to process this ACH transaction and to debit the checking account

identified above. I understand there may be service charges assessed on any transactions not honored by my bank.

Signature: Austin Comings
 Phone Number: 321-263-0132
 EMail Address: acomings@vestapropertyservices.com

Florida	1. Gross Sales	2. Exempt Sales	3. Taxable Amount	4. Tax Due
A. Sales/Services/Electricity	\$ 405.00	\$ 0.00	\$ 405.00	\$ 28.35
B. Taxable Purchases			\$ 0.00	\$ 0.00
C. Commercial Rentals	\$ 0.00	\$ 0.00	\$ 0.00	\$ 0.00
C(a). Less Sales Tax Scholarship Credits				\$ 0.00
D. Transient Rentals	\$ 0.00	\$ 0.00	\$ 0.00	\$ 0.00
E. Food & Beverage Vending	\$ 0.00	\$ 0.00	\$ 0.00	\$ 0.00
			5. Total Amount of Tax Due	\$ 28.35
			6. Less Lawful Deductions	\$ 0.00
			7. Net Tax Due	\$ 28.35
			8. Less Est Tax Pd/DOR Cr Memo	\$ 0.00
			9. Plus Est. Tax Due Current Month	\$ 0.00
			10. Amount Due	\$ 28.35
			11. Less Collection Allowance	\$ 0.00
			12. Plus Penalty	\$ 0.00
			13. Plus Interest	\$ 0.00
			14. Amount Due with Return	\$ 28.35

You have chosen not to donate your collection allowance to education.

Payment you have authorized 28.35

15(a). Exempt Amount of Items Over \$5000 (included in Column 3)	15(a). \$	0.00
15(b). Other Taxable Amounts NOT Subject to Surtax (included in Column 3)	15(b). \$	0.00
15(c). Amounts Subject to Surtax at a Rate Different than Your County Surtax Rate (included in Column 3)	15(c). \$	0.00
15(d). Total Amount of Discretionary Sales Surtax Due (included in Column 4)	15(d). \$	4.05
16. Hope Scholarship Credits (included in Line 6)	16. \$	0.00
17. Taxable Sales/Untaxed Purchases or Uses of Electricity (included in Line A)	17. \$	0.00
18. Taxable Sales/Untaxed Purchases of Dyed Diesel Fuel (included in Line A)	18. \$	0.00
19. Taxable Sales from Amusement Machines (included in Line A)	19. \$	0.00
20. Rural or Urban High Crime Area Job Tax Credits	20. \$	0.00
21(a). Scholarship Funding Tax Credit	21(a). \$	0.00
21(b). Film and Entertainment Industry Credit	21(b). \$	0.00
21(c). Economic Energy Zone Credit	21(c). \$	0.00
21(d). Strong Families Tax Credit	21(d). \$	0.00

21(e). New Worlds Reading Initiative Tax Credit

21(e). \$ 0.00

21. Other Authorized Credits

21. \$ 0.00

Payroll Summary

Check Date	Name	Hours	Total Paid	Tax Withheld	Deductions	Net Pay	Check No.	Employer Liability	Total Expense
06/23/2023	Sangiray, Gurkan	46.00	828.00	63.33	0.00	764.67	3	68.32	896.32
Pay Frequency Totals: Biweekly		46.00	\$828.00	\$63.33	\$0.00	\$764.67		\$68.32	\$896.32
Total Net Pays for Biweekly frequency: 1									
Company Totals:		46.00	\$828.00	\$63.33	\$0.00	\$764.67		\$68.32	\$896.32
Total Net Pays for Company: 1									



Gross to Net Register

Asturia CDD

Payroll # 202310 | Pay Date 06/09/2023 | Pay Groups: - Sorted By Department By Employee Name

Employee Name Employee ID	Pay Date Check#	Code	Description	Type/ Line#	Hrs/ Units	Rate	Amount
Department - *** : ***							
Susan Coppa G14238	06-09-2023 35	SAL	SALARY	P-1	1.00	200.0000	200.00
		00-10	FEDERAL INCOME	D-1	1.00	0.0000	0.00
		00-11	FICA - MEDICARE	D-2	1.00	-2.9000	-2.90
		00-12	FICA - OASDI	D-3	1.00	-12.4000	-12.40
		Gross Pay:	Expenses:	Gross Earnings:	Deductions:	Taxes:	Net Pay:
200.00	0.00	200.00	0.00	15.30	184.70		
Jean-Jacques Darius C14234	06-09-2023 36	SAL	SALARY	P-1	1.00	200.0000	200.00
		00-10	FEDERAL INCOME	D-1	1.00	0.0000	0.00
		00-11	FICA - MEDICARE	D-2	1.00	-2.9000	-2.90
		00-12	FICA - OASDI	D-3	1.00	-12.4000	-12.40
		Gross Pay:	Expenses:	Gross Earnings:	Deductions:	Taxes:	Net Pay:
200.00	0.00	200.00	0.00	15.30	184.70		
Marie Pearson F14237	06-09-2023 37	SAL	SALARY	P-1	1.00	200.0000	200.00
		00-10	FEDERAL INCOME	D-1	1.00	0.0000	0.00
		00-11	FICA - MEDICARE	D-2	1.00	-2.9000	-2.90
		00-12	FICA - OASDI	D-3	1.00	-12.4000	-12.40
		Gross Pay:	Expenses:	Gross Earnings:	Deductions:	Taxes:	Net Pay:
200.00	0.00	200.00	0.00	15.30	184.70		
Glen Morgan Penning D14235	06-09-2023 38	SAL	SALARY	P-1	1.00	200.0000	200.00
		00-10	FEDERAL INCOME	D-1	1.00	0.0000	0.00
		00-11	FICA - MEDICARE	D-2	1.00	-2.9000	-2.90
		00-12	FICA - OASDI	D-3	1.00	-12.4000	-12.40
		Gross Pay:	Expenses:	Gross Earnings:	Deductions:	Taxes:	Net Pay:
200.00	0.00	200.00	0.00	15.30	184.70		
Sub Totals : Department - ***		Gross Pay:	Expenses:	Gross Earnings:	Deductions:	Taxes:	Net Pay:
		800.00	0.00	800.00	0.00	61.20	738.80



Gross to Net Register

Asturia CDD

Payroll # 202310 | Pay Date 06/09/2023 | Pay Groups: - Sorted By Department By Employee Name

Employee Name Employee ID	Pay Date Check#	Code	Description	Type/ Line#	Hrs/ Units	Rate	Amount
	Gross Pay:	Expenses:	Gross Earnings:	Deductions:		Taxes:	Net Pay:
Grand Totals:	800.00	0.00	800.00	0.00		61.20	738.80



Gross to Net Register

Asturia CDD

P E D

Payroll # 202310 | Pay Date 06/09/2023 | Pay Groups: - Sorted By Department By Employee Name

Employee Name Employee ID	Pay Date Check#	Code	Description	Type/ Line#	Hrs/ Units	Rate	Amount
Department - *** : ***							
Susan Coppa G14238	06-09-2023 35	SAL	SALARY	P-1	1.00	200.0000	200.00
		00-10	FEDERAL INCOME	D-1	1.00	0.0000	0.00
		00-11	FICA - MEDICARE	D-2	1.00	-2.9000	-2.90
		00-12	FICA - OASDI	D-3	1.00	-12.4000	-12.40
	Gross Pay:	Expenses:	Gross Earnings:	Deductions:	Taxes:	Net Pay:	
200.00	0.00	200.00	0.00	15.30	184.70		
Jean-Jacques Darius C14234	06-09-2023 36	SAL	SALARY	P-1	1.00	200.0000	200.00
		00-10	FEDERAL INCOME	D-1	1.00	0.0000	0.00
		00-11	FICA - MEDICARE	D-2	1.00	-2.9000	-2.90
		00-12	FICA - OASDI	D-3	1.00	-12.4000	-12.40
	Gross Pay:	Expenses:	Gross Earnings:	Deductions:	Taxes:	Net Pay:	
200.00	0.00	200.00	0.00	15.30	184.70		
Marie Pearson F14237	06-09-2023 37	SAL	SALARY	P-1	1.00	200.0000	200.00
		00-10	FEDERAL INCOME	D-1	1.00	0.0000	0.00
		00-11	FICA - MEDICARE	D-2	1.00	-2.9000	-2.90
		00-12	FICA - OASDI	D-3	1.00	-12.4000	-12.40
	Gross Pay:	Expenses:	Gross Earnings:	Deductions:	Taxes:	Net Pay:	
200.00	0.00	200.00	0.00	15.30	184.70		
Glen Morgan Penning D14235	06-09-2023 38	SAL	SALARY	P-1	1.00	200.0000	200.00
		00-10	FEDERAL INCOME	D-1	1.00	0.0000	0.00
		00-11	FICA - MEDICARE	D-2	1.00	-2.9000	-2.90
		00-12	FICA - OASDI	D-3	1.00	-12.4000	-12.40
	Gross Pay:	Expenses:	Gross Earnings:	Deductions:	Taxes:	Net Pay:	
200.00	0.00	200.00	0.00	15.30	184.70		
Sub Totals : Department - ***	Gross Pay:	Expenses:	Gross Earnings:	Deductions:	Taxes:	Net Pay:	
	800.00	0.00	800.00	0.00	61.20	738.80	



Gross to Net Register

Asturia CDD

Payroll # 202310 | Pay Date 06/09/2023 | Pay Groups: - Sorted By Department By Employee Name

Employee Name Employee ID	Pay Date Check#	Code	Description	Type/ Line#	Hrs/ Units	Rate	Amount
	Gross Pay:	Expenses:	Gross Earnings:	Deductions:		Taxes:	Net Pay:
Grand Totals:	800.00	0.00	800.00	0.00		61.20	738.80



Gross to Net Register

Asturia CDD

Payroll # 202310 | Pay Date 06/09/2023 | Pay Groups: - Sorted By Department By Employee Name

Employee Name Employee ID	Pay Date Check#	Code	Description	Type/ Line#	Hrs/ Units	Rate	Amount
Department - *** : ***							
Susan Coppa G14238	06-09-2023 35	SAL	SALARY	P-1	1.00	200.0000	200.00
		00-10	FEDERAL INCOME	D-1	1.00	0.0000	0.00
		00-11	FICA - MEDICARE	D-2	1.00	-2.9000	-2.90
		00-12	FICA - OASDI	D-3	1.00	-12.4000	-12.40
	Gross Pay:	Expenses:	Gross Earnings:	Deductions:	Taxes:	Net Pay:	
200.00	0.00	200.00	0.00	15.30	184.70		
Jean-Jacques Darius C14234	06-09-2023 36	SAL	SALARY	P-1	1.00	200.0000	200.00
		00-10	FEDERAL INCOME	D-1	1.00	0.0000	0.00
		00-11	FICA - MEDICARE	D-2	1.00	-2.9000	-2.90
		00-12	FICA - OASDI	D-3	1.00	-12.4000	-12.40
	Gross Pay:	Expenses:	Gross Earnings:	Deductions:	Taxes:	Net Pay:	
200.00	0.00	200.00	0.00	15.30	184.70		
Marie Pearson F14237	06-09-2023 37	SAL	SALARY	P-1	1.00	200.0000	200.00
		00-10	FEDERAL INCOME	D-1	1.00	0.0000	0.00
		00-11	FICA - MEDICARE	D-2	1.00	-2.9000	-2.90
		00-12	FICA - OASDI	D-3	1.00	-12.4000	-12.40
	Gross Pay:	Expenses:	Gross Earnings:	Deductions:	Taxes:	Net Pay:	
200.00	0.00	200.00	0.00	15.30	184.70		
Glen Morgan Penning D14235	06-09-2023 38	SAL	SALARY	P-1	1.00	200.0000	200.00
		00-10	FEDERAL INCOME	D-1	1.00	0.0000	0.00
		00-11	FICA - MEDICARE	D-2	1.00	-2.9000	-2.90
		00-12	FICA - OASDI	D-3	1.00	-12.4000	-12.40
	Gross Pay:	Expenses:	Gross Earnings:	Deductions:	Taxes:	Net Pay:	
200.00	0.00	200.00	0.00	15.30	184.70		
Sub Totals : Department - ***	Gross Pay:	Expenses:	Gross Earnings:	Deductions:	Taxes:	Net Pay:	
	800.00	0.00	800.00	0.00	61.20	738.80	



Gross to Net Register

Asturia CDD

Payroll # 202310 | Pay Date 06/09/2023 | Pay Groups: - Sorted By Department By Employee Name

Employee Name Employee ID	Pay Date Check#	Code	Description	Type/ Line#	Hrs/ Units	Rate	Amount
	Gross Pay:	Expenses:	Gross Earnings:	Deductions:		Taxes:	Net Pay:
Grand Totals:	800.00	0.00	800.00	0.00		61.20	738.80



Gross to Net Register

Astoria CDD

Payroll # 202310 | Pay Date 06/09/2023 | Pay Groups: - Sorted By Department By Employee Name

Employee Name Employee ID	Pay Date Check#	Code	Description	Type/ Line#	Hrs/ Units	Rate	Amount
Department - *** ; ***							
Susan Coppa G14238	06-09-2023 35	SAL	SALARY	P-1	1.00	200.0000	200.00
		00-10	FEDERAL INCOME	D-1	1.00	0.0000	0.00
		00-11	FICA - MEDICARE	D-2	1.00	-2.9000	-2.90
		00-12	FICA - OASDI	D-3	1.00	-12.4000	-12.40
		Gross Pay:	Expenses:	Gross Earnings:	Deductions:	Taxes:	Net Pay:
200.00	0.00	200.00	0.00	15.30	184.70		
Jean-Jacques Darius C14234	06-09-2023 36	SAL	SALARY	P-1	1.00	200.0000	200.00
		00-10	FEDERAL INCOME	D-1	1.00	0.0000	0.00
		00-11	FICA - MEDICARE	D-2	1.00	-2.9000	-2.90
		00-12	FICA - OASDI	D-3	1.00	-12.4000	-12.40
		Gross Pay:	Expenses:	Gross Earnings:	Deductions:	Taxes:	Net Pay:
200.00	0.00	200.00	0.00	15.30	184.70		
Marie Pearson F14237	06-09-2023 37	SAL	SALARY	P-1	1.00	200.0000	200.00
		00-10	FEDERAL INCOME	D-1	1.00	0.0000	0.00
		00-11	FICA - MEDICARE	D-2	1.00	-2.9000	-2.90
		00-12	FICA - OASDI	D-3	1.00	-12.4000	-12.40
		Gross Pay:	Expenses:	Gross Earnings:	Deductions:	Taxes:	Net Pay:
200.00	0.00	200.00	0.00	15.30	184.70		
Glen Morgan Penning D14235	06-09-2023 38	SAL	SALARY	P-1	1.00	200.0000	200.00
		00-10	FEDERAL INCOME	D-1	1.00	0.0000	0.00
		00-11	FICA - MEDICARE	D-2	1.00	-2.9000	-2.90
		00-12	FICA - OASDI	D-3	1.00	-12.4000	-12.40
		Gross Pay:	Expenses:	Gross Earnings:	Deductions:	Taxes:	Net Pay:
200.00	0.00	200.00	0.00	15.30	184.70		
Sub Totals : Department - ***		Gross Pay:	Expenses:	Gross Earnings:	Deductions:	Taxes:	Net Pay:
		800.00	0.00	800.00	0.00	61.20	738.80



Gross to Net Register

Asturia CDD

Payroll # 202310 | Pay Date 06/09/2023 | Pay Groups: - Sorted By Department By Employee Name

Employee Name Employee ID	Pay Date Check#	Code	Description	Type/ Line#	Hrs/ Units	Rate	Amount
	Gross Pay:	Expenses:	Gross Earnings:	Deductions:		Taxes:	Net Pay:
Grand Totals:	800.00	0.00	800.00	0.00		61.20	738.80



Taxes
and fees
included

Add Mobile.
**SAVE
BIG.**

Save over \$350[^]



EXCLUSIVE NEW OFFER

**SPECTRUM MOBILE
UNLIMITED DATA PLAN**

\$29⁹⁹
/mo. per
line with
Internet*

- + Nationwide 5G⁺ coverage
- + Unlimited data, talk, and text

Get a second

**MOBILE UNLIMITED
LINE FREE**

for 1 year when you buy one mobile line*

 **CALL 1-855-208-9216**

 **VISIT [spectrum.com/business](https://www.spectrum.com/business)**

Limited-time offer, subject to change. Qualified Spectrum Business customers only. Must not have subscribed to applicable services w/ in the last 30 days & have no outstanding obligation to Charter. Devices excluded from offer. *Unlimited Data Offer: Offer valid for new customers adding lines or for current mobile customers adding Unlimited lines to existing service. Smartwatch does not qualify as a line. Unlimited: Reduced speeds after 20 GB of usage per line. ^Free Unlimited line reflected with up to 12 months credit on bill statement; standard rates apply after promo period. Requires purchase of new Mobile Unlimited line; limited to one free Unlimited line per account. Standard Mobile rates apply if purchased Unlimited line canceled or downgraded. Free Unlimited line must be ordered at same time as purchased line, and cannot be applied to existing lines on customer account. Offer cannot be combined with other mobile service promotions. SPECTRUM MOBILE: Per line activation fee. Spectrum Business Internet and Auto Pay required. Other restrictions apply. Visit [spectrum.com/mobile/plans](https://www.spectrum.com/mobile/plans) for details. UNLIMITED: Smartwatch does not qualify as a line. Reduced speeds after 20 GB of usage per line. =To access 5G. 5G compatible phone and 5G service required. Not all 5G capable phones compatible with all 5G service. Speeds may vary. ^Savings claim based on retail price for Spectrum Mobile in the first 12 months. Services subject to all applicable service terms & conditions, which are subject to change. Services & promo. offers not avail. In all areas. Standard pricing applies after promo. period. Installation & other equipment, taxes & fees may apply. Restrictions apply. Call for details. To stop receiving direct mail offers from Spectrum Business, please visit [Business Spectrum.com/optout](https://www.spectrum.com/optout). ©2023 Charter Communications, Inc.



May 21, 2023
 Invoice Number: 1404393052123
 Account Number: 8337 13 062 1404393
 Security Code: 2686
 Service At: 14575 PROMENADE PKWY
 ODESSA FL 33556-2707

Auto Pay Notice

Contact Us
 Visit us at SpectrumBusiness.net
 Or, call us at 1-866-519-1263

NEWS AND INFORMATION

IMPORTANT NOTICE ABOUT YOUR ACCOUNT: Effective 05/04/2023, updates were made to our billing system. As a result of this update, you have received a new account number which can be found in the upper left corner of your monthly billing statement.

As a Spectrum Business customer, your account number enables you to pay online, view recent activity, sign up for paperless billing, and much more. If you are an existing user, your login credentials remain the same, and no action is required on your part.

If you are not an existing user, you may go to www.SpectrumBusiness.net/ and create a username.

Please keep your new account number accessible for future reference. If you have automatic bill payment set up or online banking, don't forget to update this information with your financial institution to ensure payment processing.

For more information, visit www.SpectrumBusiness.net/support/category/my-account or call 1-800-314-7195.

NEW! Stay connected in more places and save when you buy Spectrum Business Connect and get a **FREE** mobile unlimited line for 1 year! Call 1-833-230-1176 to get started.



Summary *Service from 05/21/23 through 06/20/23 details on following pages*

Previous Balance	77.97
Payments Received -Thank You!	-77.97
Remaining Balance	\$0.00
Spectrum Business™ TV	19.99
Spectrum Business™ Internet	57.98
Current Charges	\$77.97
<i>YOUR AUTO PAY WILL BE PROCESSED 06/07/23</i>	
Total Due by Auto Pay	\$77.97

Thank you for choosing Spectrum Business.
 We appreciate your prompt payment and value you as a customer.

Auto Pay. Thank you for signing up for auto pay. Please note your payment may be drafted and posted to your Spectrum Business account the day after your transaction is scheduled to be processed by your bank.



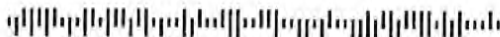
4145 S. FALKENBURG RD RIVERVIEW FL 33578-8652
 8337 1300 NO RP 21 05222023 NNNNNNNN 01 009095 0034

Astoria Community Development
 250 INTERNATIONAL PKWY STE 208
 LAKE MARY FL 32746-5062

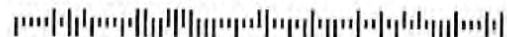
May 21, 2023
Astoria Community Development

Invoice Number: 1404393052123
 Account Number: 8337 13 062 1404393
 Service At: 14575 PROMENADE PKWY
 ODESSA FL 33556-2707

Total Due by Auto Pay **\$77.97**



CHARTER COMMUNICATIONS
 PO BOX 7186
 PASADENA CA 91109-7186



833713062140439300077974



Invoice Number: 1404393052123
 Account Number: 8337 13 062 1404393
 Security Code: 2686

Contact Us
 Visit us at SpectrumBusiness.net
 Or, call us at 1-866-519-1263

8337 1300 NO RP 21 05222023 NNNNNNNN 01 009095 0034

Charge Details

Previous Balance		77.97
EFT Payment	05/07	-77.97
Remaining Balance		\$0.00

Payments received after 05/21/23 will appear on your next bill.

Service from 05/21/23 through 06/20/23

Spectrum Business™ TV

Spectrum Business TV		24.99
Essentials		
Promotional Discount		-5.00
		\$19.99

Spectrum Business™ TV Total \$19.99

Spectrum Business™ Internet

Spectrum Business		129.99
Internet		
Promotional Discount		-80.00
Business WiFi		7.99
Security Suite		0.00
Domain Name		0.00
Vanity Email		0.00
		\$57.98

Spectrum Business™ Internet Total \$57.98

Current Charges		\$77.97
Total Due by Auto Pay		\$77.97

Billing Information

Tax and Fees - This statement reflects the current taxes and fees for your area (including sales, excise, user taxes, etc.). These taxes and fees may change without notice. Visit spectrum.net/taxesandfees for more information.

Spectrum Terms and Conditions of Service - In accordance with the Spectrum Business Services Agreement, Spectrum services are billed on a monthly basis. Spectrum does not provide credits for monthly subscription services that are cancelled prior to the end of the current billing month.

Terms & Conditions - Spectrum's detailed standard terms and conditions for service are located at spectrum.com/policies.

Notice - Nonpayment of any portion of your cable television, high-speed data, and/or Digital Phone service could result in disconnection of any of your Spectrum provided services.

Authorization to Convert your Check to an Electronic Funds Transfer Debit - If your check is returned, you expressly authorize your bank account to be electronically debited for the amount of the check plus any applicable fees. The use of a check for payment is your acknowledgment and acceptance of this policy and its terms and conditions.

Billing Practices - Spectrum Business mails monthly, itemized invoices for all monthly services in advance. A full payment is required on or before the due date indicated on this invoice. Payments made after the indicated due date may result in a late payment processing charge. Failure to pay could result in the disconnection of all your Spectrum Business service(s). Disconnection of Business Voice service may also result in the loss of your phone number.

Changing Business Locations - Please contact Spectrum Business before moving your Business Voice modem to a new address. To establish service at your new location or return equipment, please contact your Spectrum Business Account Executive at least twenty one (21) business days prior to your move.

Past Due Fee / Late Fee Reminder - A late fee will be assessed for past due charges for service.

Complaint Procedures: If you disagree with your charges, you need to register a complaint no later than 60 days after the due date on your bill statement.



Continued on the next page....

Local Spectrum Store: 3302 Redeemer Way, New Port Richey FL 34655 Store Hours: Mon thru Sat - 10:00am to 8:00pm; Sun - 12:00pm to 5:00pm

Visit Spectrum.com/stores for store locations. For questions or concerns, visit Spectrum.net/support



For questions or concerns, please call 1-866-519-1263.





Invoice Number: 1404393052123
Account Number: 8337 13 062 1404393
Security Code: 2686

Contact Us
Visit us at SpectrumBusiness.net
Or, call us at 1-866-519-1263

8337 1300 NO RP 21 05222023 NNNNNNNN 01 009095 0034

Video Closed Captioning Inquiries - Spectrum provided set-top boxes for video consumption support the ability for the user to enable or disable Closed Captions for customers with hearing impairment.

For immediate closed captioning concerns, call 1-855-707-7328 or email closedcaptioningsupport@charter.com.

To report a complaint on an ongoing closed captioning issue, please send your concerns via US Mail to W. Wesselman, Sr. Director, 2 Digital Place, Simpsonville, SC 29681, send a fax to 1-704-697-4935, call 1-877-276-7432 or email closedcaptioningissues@charter.com.



Page 6 of 6

May 21, 2023

Invoice Number:
Account Number:
Security Code:

Astoria Community Development
1404393052123
8337 13 062 1404393
2686



Contact Us

Visit us at SpectrumBusiness.net
Or, call us at 1-866-519-1263

8337 1300 NO RP 21 05222023 NNNNNNNN 01 009095 0034



Site Masters of Florida, LLC
5551 Bloomfield Blvd.
Lakeland, FL 33810
(813)917-9567

INVOICE
061323-5

To: Asturia CDD
250 International Pkwy, Suite 280
Lake Mary, FL 32746

Date: June 13, 2023

Install Bike Racks and Slabs

Contract amount	\$ 6,400
Deposit (50%)	\$ 3,200

TOTAL DUE **\$ 3,200**

Bill

Asturia CDD
 250 International Pkwy.
 Suite 208
 Lake Mary, FL 32746

Date	Ref. No.
04/19/2023	5197

Vendor
Amazon

Bill Due	04/29/2023
Terms	
Memo	Amazon

PAID

Expenses

Account	Memo	Amount	Customer:Job	Class
Amenity Maintence & Repairs	Amazon	177.13		1. General Fund

Expense Total : 177.13

Bill Total : \$177.13

4/27/2023 13:08:0
Order Number:
Circle K 2707688
17565 State Rd 54
Lutz FL 33558
(813) 792-5604

Term: 102
Appr : 217250
UNL-PREM NE
PUMP No. 03
Gallons 8.810
PRICE/G \$4.559
TOTAL FUEL \$40.16
TOTAL SALE \$40.16
SALE

Visa
Card Num : (R)
XXXXXXXXXXXX2099
Contactless

USD\$ 40.16

VISA CREDIT
AID: A0000000031010
TVR: 0000000000
IAD: XXXXXXXXXXXXXXX
TSI: 0000
ARC: 00
ARQC:
D97942C141835C3D

04/27/2023 13:05:17

I agree to pay the
above Total Amount
according to Card
Issuer Agreement.

THANK YOU
HAVE A NICE DAY

COSTCO WHOLESALE

W Tampa #1262
8712 W. Linebaugh Ave
Tampa, FL 33625

I3 Member 111912132925

*****Bottom of Basket*****

1300659 KS DRAWS 33G 19.99 A

1300658 KS SCENT BAG 17.99 A

*****BOB Count 2 *****

SUBTOTAL 37.98

TAX 2.85

**** TOTAL **40.83**

XXXXXXXXXXXX2099 H

AID: 0000000031010

Seq# 8099 App#: 909202

Visa Resp: APPROVED

Tran ID#: 311900008099....

APPROVED - Purchase

AMOUNT \$40.83

04/29/2023 10:20 1262 8 32 127

Visa 40.83
CHANGE 0.00

A 7.500% TAX 2.85

TOTAL TAX 2.85

TOTAL NUMBER OF ITEMS SOLD = 2

~~04/29/2023~~ 10:20 1262 8 32 127



21126200300322304291020

OP#: 127 Name: Kevin Q.

Thank You!


Please Come Again

Whse:1262 Trm:8 Trn:32 OP:127

Total BOB Item Count = 2

Items Sold: 2

I3 04/29/2023 10:2



LOWE'S HOME CENTERS, LLC
 21500 STATE RD 54
 LUTZ, FL 33549 (813) 345-9020

- MILITARY - PERSONAL USE SALE -
 - SALE -

SALES#: S2238DH1 3059346 TRANS#: 9570835 04-15-23

1221066 DENY ALUM+VNL DR SUP 36IN 41.18
 22.88 DISCOUNT EACH -2.29
 2 @ 20.59

SUBTOTAL: 41.18
 TAX: 0.00
 INVOICE 09525 TOTAL: 41.18
 VISA: 41.18

TOTAL DISCOUNT: 4.58

THANK YOU FOR YOUR
 MILITARY SERVICE

VISA: XXXXXXXXXXXX2099 AMOUNT:41.18 AUTHCD: 015110
 CHIP REFID:223809147686 04/15/23 11:00:01

CUSTOMER CODE: na

APL: VISA CREDIT TVR: 8080008000

AID: A0000000031010 TSI: 6800

STORE: 2238 TERMINAL: 09 04/15/23 11:00:35

OF ITEMS PURCHASED: 2

EXCLUDES FEES, SERVICES AND SPECIAL ORDER ITEMS



LOWE'S HOME CENTERS, LLC
21500 STATE RD 54
LUTZ, FL 33549 (813) 345-9020

- MILITARY - PERSONAL USE SALE -
- SALE -

SALES#: S2238WVB 4829152 TRANS#: 8769859 04-17-23

3756402 PRO GRADE STNLSS STL COMB 22.66
25.18 DISCOUNT EACH -2.52

SUBTOTAL: 22.66
TAX: 0.00
INVOICE 08723 TOTAL: 22.66
VISA: 22.66

TOTAL DISCOUNT: 2.52

**THANK YOU FOR YOUR
MILITARY SERVICE**

VISA: XXXXXXXXXXXX2099 AMOUNT:22.66 AUTHCD: 717171

CHIP REFID:223808172939 04/17/23 18:16:34

APL: VISA CREDIT TVR: 8080008000

AID: A0000000031010 TSI: 6800

STORE: 2238 TERMINAL: 08 04/17/23 18:17:39

OF ITEMS PURCHASED: 1

EXCLUDES FEES, SERVICES AND SPECIAL ORDER ITEMS



7.78 Discount Ea -0.78

1 @ 7.00

Invoice 8460 Subtotal \$ 108.07

Invoice 8460 Subtotal \$ 108.07

Subtotal \$ 108.07

Total Tax \$ 0.00

Total \$ 108.07

Total Discount: \$12.03

Total # of items purchased: 10
Excludes fees, services and special order items

Payment: VISA ending in 2099 \$ 108.07

AuthTime 04/27/23 12:48:47

AuthCD 117205

REFID 223808176173

APL VISA CREDIT

TSI 6800

AID A0000000031010

TVR 8080008000

Order Date 04/27/23 12:49:57

Store # 2238

Terminal # 8

Store Manager JEFF BEESING

Tell us how we did! Enter for a chance to win!

[START SURVEY](#)

* SHARE YOUR FEEDBACK!

* ENTER FOR A CHANCE TO BE *

* ONE OF FIVE \$500 WINNERS DRAWN MONTHLY! *

* ¡ENTRE EN EL SORTEO MENSUAL

* PARA SER UNO DE LOS CINCO GANADORES DE \$500!

*

* ENTER BY COMPLETING A SHORT SURVEY

* WITHIN ONE WEEK AT: www.lowes.com/survey *

	\$ 4.48
Item #: 357567	
4.98 Discount Ea -0.50	
1 @ 4.48	
ZIPLOC SANDWICH BAG 90 CT	\$ 6.28
Item #: 959365	
6.98 Discount Ea -0.70	
1 @ 6.28	
SCOTCH BLUE 1.88 SHARP LINES TAPE	\$ 9.43
Item #: 87237	
10.48 Discount Ea -1.05	
1 @ 9.43	
12-OZ UNIV SATIN BLACK R-O	\$ 8.98
Item #: 233319	
9.98 Discount Ea -1.00	
1 @ 8.98	
12-OZ UNIV SATIN BLACK R-O	\$ 8.98
Item #: 233319	
9.98 Discount Ea -1.00	
1 @ 8.98	
MT WOOD TROWEL V 3/16-INX5/32-IN	\$ 16.18
Item #: 845152	
17.98 Discount Ea -1.80	
1 @ 16.18	
WARNER PAINT GUIDE W/ STEEL EDGE	\$ 7.00
Item #: 160979	



Your Lowe's Receipt

Thanks for shopping at Lowe's. Use this just like you would a paper receipt for proof of purchase, record keeping, returns and more.

LOWE'S HOME CENTERS, LLC
21500 STATE RD 54
LUTZ , FL 33549
(813) 345-9020

Transaction # : 8614197
Order Date : 04/27/23 12:49:57



Thank You For Your Military Service



Item	Price
CRAFTSMAN WOOD BOW RAKE	\$ 23.38
Item #: 1120730	
25.98 Discount Ea -2.60	
1 @ 23.38	
SPEC 1.33-GAL G/W REFILL	\$ 23.36
Item #: 632564	
12.98 Discount Ea -1.30	
2 @ 11.68	
TAVY 1/4-IN WEDGE SPACER	



Your Lowe's Receipt

Thanks for shopping at Lowe's. Use this just like you would a paper receipt for proof of purchase, record keeping, returns and more.

LOWE'S HOME CENTERS, LLC
21500 STATE RD 54
LUTZ, FL 33549
(813) 345-9020

Transaction # : 8614197
Order Date : 04/27/23 12:49:57



Thank You For Your Military Service



Item	Price
CRAFTSMAN WOOD BOW RAKE	\$ 23.38
Item #: 1120730	
25.98 Discount Ea -2.60	
1 @ 23.38	
SPEC 1.33-GAL G/W REFILL	\$ 23.36
Item #: 632564	
12.98 Discount Ea -1.30	
2 @ 11.68	
TAVY 1/4-IN WEDGE SPACER	

	\$ 4.48
Item #: 357567	
4.98 Discount Ea -0.50	
1 @ 4.48	
 ZIPLOC SANDWICH BAG 90 CT	 \$ 6.28
Item #: 959365	
6.98 Discount Ea -0.70	
1 @ 6.28	
 SCOTCH BLUE 1.88 SHARP LINES TAPE	 \$ 9.43
Item #: 87237	
10.48 Discount Ea -1.05	
1 @ 9.43	
 12-OZ UNIV SATIN BLACK R-O	 \$ 8.98
Item #: 233319	
9.98 Discount Ea -1.00	
1 @ 8.98	
 12-OZ UNIV SATIN BLACK R-O	 \$ 8.98
Item #: 233319	
9.98 Discount Ea -1.00	
1 @ 8.98	
 MT WOOD TROWEL V 3/16-INX5/32-IN	 \$ 16.18
Item #: 845152	
17.98 Discount Ea -1.80	
1 @ 16.18	
 WARNER PAINT GUIDE W/ STEEL EDGE	 \$ 7.00
Item #: 160979	

7.78 Discount Ea -0.78
 1 @ 7.00
Invoice 8460 Subtotal \$ 108.07

Invoice 8460 Subtotal \$ 108.07
Subtotal \$ 108.07
Total Tax \$ 0.00
Total \$ 108.07
Total Discount: \$12.03

Total # of items purchased: 10
 Excludes fees, services and special order items

Payment: VISA ending in 2099 \$ 108.07

AuthTime 04/27/23 12:48:47
AuthCD 117205
REFID 223808176173
APL VISA CREDIT
TSI 6800
AID A0000000031010
TVR 8080008000

Order Date 04/27/23 12:49:57
Store # 2238
Terminal # 8
Store Manager JEFF BEESING

Tell us how we did! Enter for a chance to win!

[START SURVEY](#)

 * SHARE YOUR FEEDBACK!
 * ENTER FOR A CHANCE TO BE *
 * ONE OF FIVE \$500 WINNERS DRAWN MONTHLY! *
 * ¡ENTRE EN EL SORTEO MENSUAL
 * PARA SER UNO DE LOS CINCO GANADORES DE \$500!
 *
 * ENTER BY COMPLETING A SHORT SURVEY
 * WITHIN ONE WEEK AT: www.lowes.com/survey *

* Y O U R I D #084601 223811 175533

*

* NO PURCHASE NECESSARY TO ENTER OR WIN.

* VOID WHERE PROHIBITED. MUST BE 18 OR OLDER TO ENTER.

* OFFICIAL RULES & WINNERS AT: www.lowes.com/survey



duke-energy.com
877.372.8477

Your Energy Bill

Service address ASTURIA COMM DEV DISTRICT
14721 STATE ROAD 54 LITE
LITE ASTURA PH1A SL

Bill date May 26, 2023
For service Apr 25 - May 23
29 days

Account number 9100 8839 2555

Billing summary

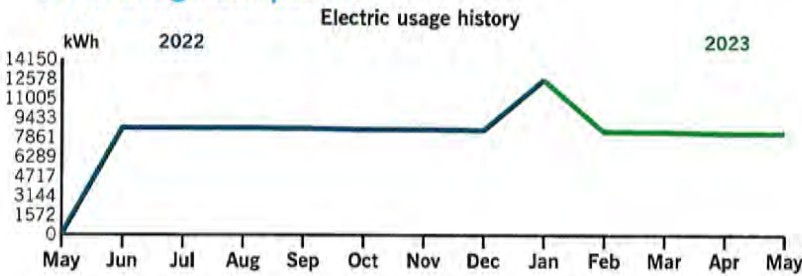
Previous Amount Due	\$5,620.47
<i>Payment Received May 18</i>	-5,620.47
Current Lighting Charges	5,595.00
Taxes	25.47
Total Amount Due Jun 16	\$5,620.47



Thank you for your payment.

Duke Energy Florida utilized fuel in the following proportions to generate your power: Coal 8.6%, Purchased Power 10.5%, Gas 77.1%, Oil 0.1%, Nuclear 0%, Solar 3.7% (For prior 12 months ending March 31, 2023).

Your usage snapshot



Average temperature in degrees

80° 83° 84° 84° 81° 74° 71° 64° 64° 69° 71° 76° 78°

	Current Month	May 2022	12-Month Usage	Avg Monthly Usage
Electric (kWh)	8,257	0	105,933	8,828
Avg. Daily (kWh)	285	0	277	

12-month usage based on most recent history

Mail your payment at least 7 days before the due date or pay instantly at duke-energy.com/billing. Payments for this statement within 90 days from the bill date will avoid a 1.0% late payment charge.

Please return this portion with your payment. Thank you for your business.



Duke Energy Return Mail
PO Box 1090
Charlotte, NC 28201-1090

Account number
9100 8839 2555

\$5,620.47
by Jun 16

After 90 days from bill date, a late charge will apply.

\$ _____ \$ _____
Add here, to help others with a contribution to Share the Light **Amount enclosed**

ASTURIA COMM DEV DISTRICT
250 INTERNATIONAL PKWY STE 208
LAKE MARY FL 32746-5062

Duke Energy Payment Processing
PO Box 1094
Charlotte, NC 28201-1094

889100883925550006600000000000000056204700005620479



We're here for you

Report an emergency

Electric outage duke-energy.com/outages
800.228.8485

Convenient ways to pay your bill

Online duke-energy.com/billing
Automatically from your bank account duke-energy.com/automatic-draft
Speedpay (fee applies) duke-energy.com/pay-now
800.700.8744
By mail payable to Duke Energy P.O. Box 1094
Charlotte, NC 28201-1094
In person duke-energy.com/location

Help managing your account (not applicable for all customers)

Register for free paperless billing duke-energy.com/paperless
Home duke-energy.com/manage-home
Business duke-energy.com/manage-bus

General questions or concerns

Online duke-energy.com
Home: Mon - Fri (7 a.m. to 7 p.m.) 800.700.8744
Business: Mon - Fri (7 a.m. to 6 p.m.) 877.372.8477
For hearing impaired TDD/TTY 711
International 1.407.629.1010

Call before you dig

Call 800.432.4770 or 811

Check utility rates

Check rates and charges duke-energy.com/rates

Correspond with Duke Energy (not for payment)

P.O. Box 14042
St Petersburg, FL 33733

Important to know

Your next meter reading on or after: Jun 23

Please be sure we can safely access your meter. Don't worry if your digital meter flashes eights from time to time. That's a normal part of the energy measuring process.

Your electric service may be disconnected if your payment is past due

If payment for your electric service is past due, we may begin disconnection procedures. The due date on your bill applies to current charges only. Any unpaid, past due charges are not extended to the new due date and may result in disconnection. The reconnection fee is \$13 between the hours of 7 a.m. and 7 p.m. Monday through Friday and \$14 after 7 p.m. or on the weekends.

Electric service does not depend on payment for other products or services

Non-payment for non-regulated products or services (such as surge protection or equipment service contracts) may result in removal from the program but will not result in disconnection of electric service.

When you pay by check

We may process the payment as a regular check or convert it into a one-time electronic check payment.

Asset Securitization Charge

A charge to recover cost associated with nuclear asset-recovery bonds. Duke Energy Florida is acting as the collection agent for Special Purpose Entity (SPE) until the bonds have been paid in full or legally discharged.

Medical Essential Program

Identifies customers who are dependent on continuously electric-powered medical equipment. The program does not automatically extend electric bill due dates, nor does it provide priority restoration. To learn more or find out if you qualify, call 800.700.8744 or visit duke-energy.com/home/billing/special-assistance/medically-essential.

Special Needs Customers

Florida Statutes offer a program for customers who need special assistance during emergency evacuations and sheltering. Customers with special needs may contact their local emergency management agency for registration and more information.

Para nuestros clientes que hablan Español

Representantes bilingües están disponibles para asistirle de lunes a viernes de 7 a.m. - 7 p.m. Para obtener más información o reportar problemas con su servicio eléctrico, favor de llamar al 800.700.8744.



Your usage snapshot - Continued

Outdoor Lighting		
Billing period Apr 25 - May 23		
Description	Quantity	Usage
Monticello Black TIII 3000K	13	221 kWh
SV MONTICELLO 9500L	164	8,036 kWh
Total	177	8,257 kWh

Billing details - Lighting

Billing Period - Apr 25 23 to May 23 23	
Customer Charge	\$1.65
Energy Charge	
8,257.000 kWh @ 4.784c	395.03
Fuel Charge	
8,257.000 kWh @ 5.270c	435.14
Asset Securitization Charge	
8,257.000 kWh @ 0.051c	4.21
Fixture Charge	
Monticello Black TIII 3000K	227.37
SV MONTICELLO 9500L	2,064.76
Maintenance Charge	
Monticello Black TIII 3000K	18.07
SV MONTICELLO 9500L	301.76
Pole Charge	
16 DEC CNCRT W/DEC BS/WSHNGTN	
177 Pole(s) @ \$12.130	2,147.01
Total Current Charges	\$5,595.00

Your current rate is Lighting Service Company Owned/Maintained (LS-1).

Billing details - Taxes

Regulatory Assessment Fee	\$4.03
Gross Receipts Tax	21.44
Total Taxes	\$25.47



duke-energy.com
877.372.8477

Your Energy Bill

Service address ASTURIA COMM DEV DISTRICT
000 AVILES PKY LITE
LITE ASTURIA PH2 A&B SL

Bill date May 26, 2023
For service Apr 25 - May 23
29 days

Account number 9100 8839 3514

Billing summary

Previous Amount Due	\$2,599.08
<i>Payment Received May 18</i>	-2,599.08
Current Lighting Charges	2,586.85
Taxes	12.23
Total Amount Due Jun 16	\$2,599.08




Thank you for your payment.

Duke Energy Florida utilized fuel in the following proportions to generate your power: Coal 8.6%, Purchased Power 10.5%, Gas 77.1%, Oil 0.1%, Nuclear 0%, Solar 3.7% (For prior 12 months ending March 31, 2023).

Your usage snapshot

Electric usage history



Average temperature in degrees

80° 83° 84° 84° 81° 74° 71° 64° 64° 69° 71° 76° 78°

	Current Month	May 2022	12-Month Usage	Avg Monthly Usage
Electric (kWh)	3,987	4,018	47,964	3,997
Avg. Daily (kWh)	137	144	132	

12-month usage based on most recent history

Mail your payment at least 7 days before the due date or pay instantly at duke-energy.com/billing. Payments for this statement within 90 days from the bill date will avoid a 1.0% late payment charge.

Please return this portion with your payment. Thank you for your business.



Duke Energy Return Mail
PO Box 1090
Charlotte, NC 28201-1090

Account number
9100 8839 3514

Amount at automatic credit

\$2,599.08
by Jun 16

After 90 days from bill date, a late charge will apply.

\$ _____ \$ _____
Add here, to help others with a contribution to Share the Light **Amount enclosed**

ASTURIA COMM DEV DISTRICT
250 INTERNATIONAL PKWY STE 208
LAKE MARY FL 32746-5062

Duke Energy Payment Processing
PO Box 1094
Charlotte, NC 28201-1094

88910088393514000660000000000000025990800002599086



We're here for you

Report an emergency

Electric outage duke-energy.com/outages
800.228.8485

Convenient ways to pay your bill

Online duke-energy.com/billing
Automatically from your bank account duke-energy.com/automatic-draft
Speedpay (fee applies) duke-energy.com/pay-now
800.700.8744
By mail payable to Duke Energy P.O. Box 1094
Charlotte, NC 28201-1094
In person duke-energy.com/location

Help managing your account (not applicable for all customers)

Register for free paperless billing duke-energy.com/paperless
Home duke-energy.com/manage-home
Business duke-energy.com/manage-bus

General questions or concerns

Online duke-energy.com
Home: Mon - Fri (7 a.m. to 7 p.m.) 800.700.8744
Business: Mon - Fri (7 a.m. to 6 p.m.) 877.372.8477
For hearing impaired TDD/TTY 711
International 1.407.629.1010

Call before you dig

Call 800.432.4770 or 811

Check utility rates

Check rates and charges duke-energy.com/rates

Correspond with Duke Energy (not for payment)

P.O. Box 14042
St Petersburg, FL 33733

Important to know

Your next meter reading on or after: Jun 23

Please be sure we can safely access your meter. Don't worry if your digital meter flashes eights from time to time. That's a normal part of the energy measuring process.

Your electric service may be disconnected if your payment is past due

If payment for your electric service is past due, we may begin disconnection procedures. The due date on your bill applies to current charges only. Any unpaid, past due charges are not extended to the new due date and may result in disconnection. The reconnection fee is \$13 between the hours of 7 a.m. and 7 p.m. Monday through Friday and \$14 after 7 p.m. or on the weekends.

Electric service does not depend on payment for other products or services

Non-payment for non-regulated products or services (such as surge protection or equipment service contracts) may result in removal from the program but will not result in disconnection of electric service.

When you pay by check

We may process the payment as a regular check or convert it into a one-time electronic check payment.

Asset Securitization Charge

A charge to recover cost associated with nuclear asset-recovery bonds. Duke Energy Florida is acting as the collection agent for Special Purpose Entity (SPE) until the bonds have been paid in full or legally discharged.

Medical Essential Program

Identifies customers who are dependent on continuously electric-powered medical equipment. The program does not automatically extend electric bill due dates, nor does it provide priority restoration. To learn more or find out if you qualify, call 800.700.8744 or visit duke-energy.com/home/billing/special-assistance/medically-essential.

Special Needs Customers

Florida Statutes offer a program for customers who need special assistance during emergency evacuations and sheltering. Customers with special needs may contact their local emergency management agency for registration and more information.

Para nuestros clientes que hablan Español

Representantes bilingües están disponibles para asistirle de lunes a viernes de 7 a.m. - 7 p.m. Para obtener más información o reportar problemas con su servicio eléctrico, favor de llamar al 800.700.8744.



Your usage snapshot - Continued

Outdoor Lighting		
Billing period Apr 25 - May 23		
Description	Quantity	Usage
Monticello Black TIII 3000K	1	18 kWh
SV MONTICELLO 9500L	81	3,969 kWh
Total	82	3,987 kWh

Billing details - Lighting

Billing Period - Apr 25 23 to May 23 23	
Customer Charge	\$1.65
Energy Charge	
3,986.500 kWh @ 4.784c	190.71
Fuel Charge	
3,986.500 kWh @ 5.270c	210.09
Asset Securitization Charge	
3,986.500 kWh @ 0.051c	2.03
Fixture Charge	
Monticello Black TIII 3000K	17.49
SV MONTICELLO 9500L	1,019.79
Maintenance Charge	
Monticello Black TIII 3000K	1.39
SV MONTICELLO 9500L	149.04
Pole Charge	
16 DEC CNCRT W/DEC BS/WSHNGTN	
82 Pole(s) @ \$12.130	994.66
Total Current Charges	\$2,586.85

Your current rate is Lighting Service Company Owned/Maintained (LS-1).

Billing details - Taxes

Regulatory Assessment Fee	\$1.86
Gross Receipts Tax	10.37
Total Taxes	\$12.23



duke-energy.com
877.372.8477

Your Energy Bill

Service address ASTURIA COMM DEV DISTRICT
0000 AVILES PKY
LITE
Bill date May 26, 2023
For service Apr 25 - May 23
29 days

Account number 9100 8841 5753

Billing summary

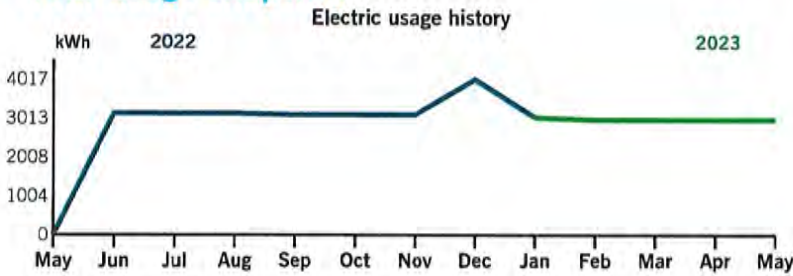
Previous Amount Due	\$2,033.95
Payment Received May 18	-2,033.95
Current Lighting Charges	2,024.73
Taxes	9.22
Total Amount Due Jun 16	\$2,033.95



Thank you for your payment.

Duke Energy Florida utilized fuel in the following proportions to generate your power: Coal 8.6%, Purchased Power 10.5%, Gas 77.1%, Oil 0.1%, Nuclear 0%, Solar 3.7% (For prior 12 months ending March 31, 2023).

Your usage snapshot



Average temperature in degrees

80° 83° 84° 84° 81° 74° 71° 64° 64° 69° 71° 76° 78°

	Current Month	May 2022	12-Month Usage	Avg Monthly Usage
Electric (kWh)	2,979	0	37,694	3,141
Avg. Daily (kWh)	103	0	100	

12-month usage based on most recent history

Mail your payment at least 7 days before the due date or pay instantly at duke-energy.com/billing. Payments for this statement within 90 days from the bill date will avoid a 1.0% late payment charge.

Please return this portion with your payment. Thank you for your business.



Duke Energy Return Mail
PO Box 1090
Charlotte, NC 28201-1090

Account number
9100 8841 5753

Amount of automatic draft

\$2,033.95
by Jun 16

After 90 days from bill date, a late charge will apply.

\$ _____ \$ _____
Add here, to help others with a contribution to Share the Light **Amount enclosed**

ASTURIA COMM DEV DISTRICT
250 INTERNATIONAL PKWY STE 208
LAKE MARY FL 32746-5062

Duke Energy Payment Processing
PO Box 1094
Charlotte, NC 28201-1094

8891008841575300066000000000000020339500002033953



We're here for you

Report an emergency

Electric outage duke-energy.com/outages
800.228.8485

Convenient ways to pay your bill

Online duke-energy.com/billing
Automatically from your bank account duke-energy.com/automatic-draft
Speedpay (fee applies) duke-energy.com/pay-now
800.700.8744
By mail payable to Duke Energy P.O. Box 1094
Charlotte, NC 28201-1094
In person duke-energy.com/location

Help managing your account (not applicable for all customers)

Register for free paperless billing duke-energy.com/paperless
Home duke-energy.com/manage-home
Business duke-energy.com/manage-bus

General questions or concerns

Online duke-energy.com
Home: Mon - Fri (7 a.m. to 7 p.m.) 800.700.8744
Business: Mon - Fri (7 a.m. to 6 p.m.) 877.372.8477
For hearing impaired TDD/TTY 711
International 1.407.629.1010

Call before you dig

Call 800.432.4770 or 811

Check utility rates

Check rates and charges duke-energy.com/rates

Correspond with Duke Energy (not for payment)

P.O. Box 14042
St Petersburg, FL 33733

Important to know

Your next meter reading on or after: Jun 23

Please be sure we can safely access your meter. Don't worry if your digital meter flashes eights from time to time. That's a normal part of the energy measuring process.

Your electric service may be disconnected if your payment is past due

If payment for your electric service is past due, we may begin disconnection procedures. The due date on your bill applies to current charges only. Any unpaid, past due charges are not extended to the new due date and may result in disconnection. The reconnection fee is \$13 between the hours of 7 a.m. and 7 p.m. Monday through Friday and \$14 after 7 p.m. or on the weekends.

Electric service does not depend on payment for other products or services

Non-payment for non-regulated products or services (such as surge protection or equipment service contracts) may result in removal from the program but will not result in disconnection of electric service.

When you pay by check

We may process the payment as a regular check or convert it into a one-time electronic check payment.

Asset Securitization Charge

A charge to recover cost associated with nuclear asset-recovery bonds. Duke Energy Florida is acting as the collection agent for Special Purpose Entity (SPE) until the bonds have been paid in full or legally discharged.

Medical Essential Program

Identifies customers who are dependent on continuously electric-powered medical equipment. The program does not automatically extend electric bill due dates, nor does it provide priority restoration. To learn more or find out if you qualify, call 800.700.8744 or visit duke-energy.com/home/billing/special-assistance/medically-essential.

Special Needs Customers

Florida Statutes offer a program for customers who need special assistance during emergency evacuations and sheltering. Customers with special needs may contact their local emergency management agency for registration and more information.

Para nuestros clientes que hablan Español

Representantes bilingües están disponibles para asistirle de lunes a viernes de 7 a.m. - 7 p.m. Para obtener más información o reportar problemas con su servicio eléctrico, favor de llamar al 800.700.8744.



Your usage snapshot - Continued

Outdoor Lighting		
Billing period Apr 25 - May 23		
Description	Quantity	Usage
Monticello Black TIII 3000K	5	88 kWh
SV MONTICELLO 9500L	59	2,891 kWh
Total	64	2,979 kWh

Billing details - Lighting

Billing Period - Apr 25 23 to May 23 23	
Customer Charge	\$1.65
Energy Charge	
2,978.500 kWh @ 4.784c	142.50
Fuel Charge	
2,978.500 kWh @ 5.270c	156.97
Asset Securitization Charge	
2,978.500 kWh @ 0.051c	1.52
Fixture Charge	
Monticello Black TIII 3000K	87.45
SV MONTICELLO 9500L	742.81
Maintenance Charge	
Monticello Black TIII 3000K	6.95
SV MONTICELLO 9500L	108.56
Pole Charge	
16 DEC CNCRT W/DEC BS/WSHNGTN	
64 Pole(s) @ \$12.130	776.32
Total Current Charges	\$2,024.73

Your current rate is Lighting Service Company Owned/Maintained (LS-1).

Billing details - Taxes

Regulatory Assessment Fee	\$1.46
Gross Receipts Tax	7.76
Total Taxes	\$9.22

Service address Bill date May 26, 2023
ASTURIA COMM DEV DISTRICT For service Apr 26 - May 24
14575 PROMENADE PKWY 29 days
AMENITY CENTER

Account number **9100 8839 4937**

Billing summary

Previous Amount Due	\$1,318.18
Payment Received May 18	-1,318.18
Current Electric Charges	1,086.95
Current Lighting Charges	224.76
Taxes	29.58
Total Amount Due Jun 16	\$1,341.29

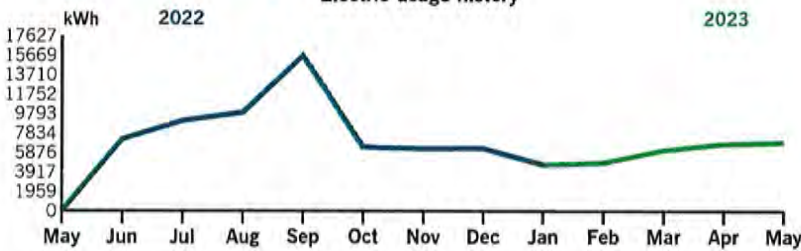


Thank you for your payment.

Duke Energy Florida utilized fuel in the following proportions to generate your power: Coal 8.6%, Purchased Power 10.5%, Gas 77.1%, Oil 0.1%, Nuclear 0%, Solar 3.7% (For prior 12 months ending March 31, 2023).

Your usage snapshot

Electric usage history



Average temperature in degrees

80° 83° 84° 84° 81° 74° 71° 64° 64° 69° 71° 76° 78°

	Current Month	May 2022	12-Month Usage	Avg Monthly Usage
Electric (kWh)	6,940	0	90,598	7,550
Avg. Daily (kWh)	239	0	234	

12-month usage based on most recent history

Mail your payment at least 7 days before the due date or pay instantly at duke-energy.com/billing. Payments for this statement within 90 days from the bill date will avoid a 1.0% late payment charge.

Please return this portion with your payment. Thank you for your business.



Duke Energy Return Mail
PO Box 1090
Charlotte, NC 28201-1090

Account number
9100 8839 4937

Amount of automatic debit

\$1,341.29
by Jun 16

After 90 days from bill date, a late charge will apply.

\$ _____ \$ _____
Add here, to help others with a contribution to Share the Light **Amount enclosed**

ASTURIA COMM DEV DISTRICT
250 INTERNATIONAL PKWY STE 208
LAKE MARY FL 32746-5062

Duke Energy Payment Processing
PO Box 1094
Charlotte, NC 28201-1094

889100883949370006600000000000000013412900001341295



We're here for you

Report an emergency

Electric outage duke-energy.com/outages
800.228.8485

Convenient ways to pay your bill

Online duke-energy.com/billing
Automatically from your bank account duke-energy.com/automatic-draft
Speedpay (fee applies) duke-energy.com/pay-now
800.700.8744
By mail payable to Duke Energy P.O. Box 1094
Charlotte, NC 28201-1094
In person duke-energy.com/location

Help managing your account (not applicable for all customers)

Register for free paperless billing duke-energy.com/paperless
Home duke-energy.com/manage-home
Business duke-energy.com/manage-bus

General questions or concerns

Online duke-energy.com
Home: Mon - Fri (7 a.m. to 7 p.m.) 800.700.8744
Business: Mon - Fri (7 a.m. to 6 p.m.) 877.372.8477
For hearing impaired TDD/TTY 711
International 1.407.629.1010

Call before you dig

Call 800.432.4770 or 811

Check utility rates

Check rates and charges duke-energy.com/rates

Correspond with Duke Energy (not for payment)

P.O. Box 14042
St Petersburg, FL 33733

Important to know

Your next meter reading on or after: Jun 26

Please be sure we can safely access your meter. Don't worry if your digital meter flashes eights from time to time. That's a normal part of the energy measuring process.

Your electric service may be disconnected if your payment is past due

If payment for your electric service is past due, we may begin disconnection procedures. The due date on your bill applies to current charges only. Any unpaid, past due charges are not extended to the new due date and may result in disconnection. The reconnection fee is \$13 between the hours of 7 a.m. and 7 p.m. Monday through Friday and \$14 after 7 p.m. or on the weekends.

Electric service does not depend on payment for other products or services

Non-payment for non-regulated products or services (such as surge protection or equipment service contracts) may result in removal from the program but will not result in disconnection of electric service.

When you pay by check

We may process the payment as a regular check or convert it into a one-time electronic check payment.

Asset Securitization Charge

A charge to recover cost associated with nuclear asset-recovery bonds. Duke Energy Florida is acting as the collection agent for Special Purpose Entity (SPE) until the bonds have been paid in full or legally discharged.

Medical Essential Program

Identifies customers who are dependent on continuously electric-powered medical equipment. The program does not automatically extend electric bill due dates, nor does it provide priority restoration. To learn more or find out if you qualify, call 800.700.8744 or visit duke-energy.com/home/billing/special-assistance/medically-essential.

Special Needs Customers

Florida Statutes offer a program for customers who need special assistance during emergency evacuations and sheltering. Customers with special needs may contact their local emergency management agency for registration and more information.

Para nuestros clientes que hablan Español

Representantes bilingües están disponibles para asistirle de lunes a viernes de 7 a.m. - 7 p.m. Para obtener más información o reportar problemas con su servicio eléctrico, favor de llamar al 800.700.8744.



Your usage snapshot - Continued

Current electric usage for meter number 9504488	
Actual reading on May 24	9453
Previous reading on Apr 26	- 9120
<hr/>	
Energy Used	333 kWh
	Multiplier x 20
Energy used	6,660.00 kWh
Billed kWh	6,660.000 kWh

Outdoor Lighting		
Billing period Apr 26 - May 24		
Description	Quantity	Usage
Monticello Black TIII 3000K	2	35 kWh
SV MONTICELLO 9500L	5	245 kWh
Total	7	280 kWh

Billing details - Lighting

Billing Period - Apr 26 23 to May 24 23	
Customer Charge	\$1.65
Energy Charge	
280.000 kWh @ 4.784c	13.39
Fuel Charge	
280.000 kWh @ 5.270c	14.76
Asset Securitization Charge	
280.000 kWh @ 0.051c	0.14
Fixture Charge	
SV MONTICELLO 9500L	62.95
Monticello Black TIII 3000K	34.98
Maintenance Charge	
Monticello Black TIII 3000K	2.78
SV MONTICELLO 9500L	9.20
Pole Charge	
16 DEC CNCRT W/DEC BS/WSHNGTN	
7 Pole(s) @ \$12.130	84.91
Total Current Charges	\$224.76

Your current rate is Lighting Service Company Owned/Maintained (LS-1).

Billing details - Electric

Billing Period - Apr 26 23 to May 24 23	
Meter - 9504488	
Customer Charge	\$15.55
Energy Charge	
6,660.000 kWh @ 10.278c	684.52
Fuel Charge	

Your current rate is General Service Non-Demand Sec (GS-1).

Billing details - Electric continued

6,660.000 kWh @ 5.630c	\$374.96
Asset Securitization Charge	
6,660.000 kWh @ 0.179c	11.92
Total Current Charges	\$1,086.95

Billing details - Taxes

Regulatory Assessment Fee	\$0.94
Gross Receipts Tax	28.64
Total Taxes	\$29.58



duke-energy.com
877.372.8477

Your Energy Bill

Service address
ASTURIA COMM DEV DISTRICT
14575 PROMENADE PKY POOL
POOL

Bill date May 26, 2023
For service Apr 26 - May 24
29 days

Account number 9100 8839 4523

Billing summary

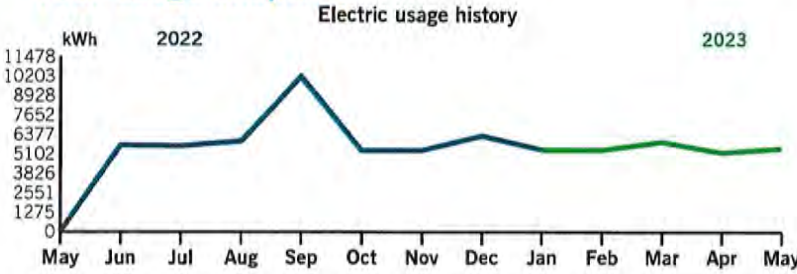
Previous Amount Due	\$879.33
Payment Received May 18	-879.33
Current Electric Charges	899.35
Taxes	23.71
Total Amount Due Jun 16	\$923.06



Thank you for your payment.

Duke Energy Florida utilized fuel in the following proportions to generate your power: Coal 8.6%, Purchased Power 10.5%, Gas 77.1%, Oil 0.1%, Nuclear 0%, Solar 3.7% (For prior 12 months ending March 31, 2023).

Your usage snapshot



Average temperature in degrees

80° 83° 84° 84° 81° 74° 71° 64° 64° 69° 71° 76° 78°

	Current Month	May 2022	12-Month Usage	Avg Monthly Usage
Electric (kWh)	5,494	0	71,959	5,997
Avg. Daily (kWh)	189	0	186	

12-month usage based on most recent history

Mail your payment at least 7 days before the due date or pay instantly at duke-energy.com/billing. Payments for this statement within 90 days from the bill date will avoid a 1.0% late payment charge.

Please return this portion with your payment. Thank you for your business.



Duke Energy Return Mail
PO Box 1090
Charlotte, NC 28201-1090

Account number
9100 8839 4523

Amount of automatic debit

\$923.06
by Jun 16

After 90 days from bill date, a late charge will apply.

\$ _____ \$ _____
Add here, to help others with a contribution to Share the Light **Amount enclosed**

ASTURIA COMM DEV DISTRICT
250 INTERNATIONAL PKWY STE 208
LAKE MARY FL 32746-5062

Duke Energy Payment Processing
PO Box 1094
Charlotte, NC 28201-1094

8891008839452300066000000000000000000009230600000923069



We're here for you

Report an emergency

Electric outage duke-energy.com/outages
800.228.8485

Convenient ways to pay your bill

Online duke-energy.com/billing
Automatically from your bank account duke-energy.com/automatic-draft
Speedpay (fee applies) duke-energy.com/pay-now
800.700.8744
By mail payable to Duke Energy P.O. Box 1094
Charlotte, NC 28201-1094
In person duke-energy.com/location

Help managing your account (not applicable for all customers)

Register for free paperless billing duke-energy.com/paperless
Home duke-energy.com/manage-home
Business duke-energy.com/manage-bus

General questions or concerns

Online duke-energy.com
Home: Mon - Fri (7 a.m. to 7 p.m.) 800.700.8744
Business: Mon - Fri (7 a.m. to 6 p.m.) 877.372.8477
For hearing impaired TDD/TTY 711
International 1.407.629.1010

Call before you dig

Call 800.432.4770 or 811

Check utility rates

Check rates and charges duke-energy.com/rates

Correspond with Duke Energy (not for payment)

P.O. Box 14042
St Petersburg, FL 33733

Important to know

Your next meter reading on or after: Jun 26

Please be sure we can safely access your meter. Don't worry if your digital meter flashes eights from time to time. That's a normal part of the energy measuring process.

Your electric service may be disconnected if your payment is past due

If payment for your electric service is past due, we may begin disconnection procedures. The due date on your bill applies to current charges only. Any unpaid, past due charges are not extended to the new due date and may result in disconnection. The reconnection fee is \$13 between the hours of 7 a.m. and 7 p.m. Monday through Friday and \$14 after 7 p.m. or on the weekends.

Electric service does not depend on payment for other products or services

Non-payment for non-regulated products or services (such as surge protection or equipment service contracts) may result in removal from the program but will not result in disconnection of electric service.

When you pay by check

We may process the payment as a regular check or convert it into a one-time electronic check payment.

Asset Securitization Charge

A charge to recover cost associated with nuclear asset-recovery bonds. Duke Energy Florida is acting as the collection agent for Special Purpose Entity (SPE) until the bonds have been paid in full or legally discharged.

Medical Essential Program

Identifies customers who are dependent on continuously electric-powered medical equipment. The program does not automatically extend electric bill due dates, nor does it provide priority restoration. To learn more or find out if you qualify, call 800.700.8744 or visit duke-energy.com/home/billing/special-assistance/medically-essential.

Special Needs Customers

Florida Statutes offer a program for customers who need special assistance during emergency evacuations and sheltering. Customers with special needs may contact their local emergency management agency for registration and more information.

Para nuestros clientes que hablan Español

Representantes bilingües están disponibles para asistirle de lunes a viernes de 7 a.m. - 7 p.m. Para obtener más información o reportar problemas con su servicio eléctrico, favor de llamar al 800.700.8744.

Your usage snapshot - Continued

Current electric usage for meter number 1016855	
Actual reading on May 24	393465
Previous reading on Apr 26	- 387971
<hr/>	
Energy Used	5,494 kWh
Billed kWh	5,494.000 kWh

Billing details - Electric

Billing Period - Apr 26 23 to May 24 23	
Meter - 1016855	
Customer Charge	\$15.55
Energy Charge	
5,494.000 kWh @ 10.278c	564.66
Fuel Charge	
5,494.000 kWh @ 5.630c	309.31
Asset Securitization Charge	
5,494.000 kWh @ 0.179c	9.83
Total Current Charges	\$899.35

Your current rate is General Service Non-Demand Sec (GS-1).

Billing details - Taxes

Regulatory Assessment Fee	\$0.65
Gross Receipts Tax	23.06
Total Taxes	\$23.71



duke-energy.com
877.372.8477

Your Energy Bill

Service address Bill date May 26, 2023
ASTURIA COMM DEV DISTRICT For service Apr 26 - May 24
14731 STATE ROAD 54 29 days
ODESSA FL 33556

Account number **9100 8839 2175**

Billing summary

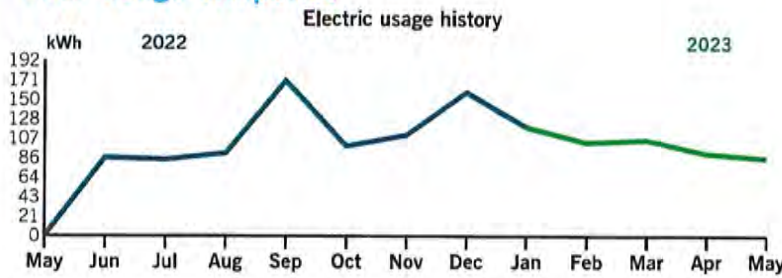
Previous Amount Due	\$30.97
Payment Received May 18	-30.97
Current Electric Charges	30.00
Taxes	0.79
Total Amount Due Jun 16	\$30.79



Thank you for your payment.

Duke Energy Florida utilized fuel in the following proportions to generate your power: Coal 8.6%, Purchased Power 10.5%, Gas 77.1%, Oil 0.1%, Nuclear 0%, Solar 3.7% (For prior 12 months ending March 31, 2023).

Your usage snapshot



Average temperature in degrees

80° 83° 84° 84° 81° 74° 71° 64° 64° 69° 71° 76° 78°

	Current Month	May 2022	12-Month Usage	Avg Monthly Usage
Electric (kWh)	86	0	1,306	109
Avg. Daily (kWh)	3	0	3	

12-month usage based on most recent history

Mail your payment at least 7 days before the due date or pay instantly at duke-energy.com/billing. Payments for this statement within 90 days from the bill date will avoid a 1.0% late payment charge.

Please return this portion with your payment. Thank you for your business.



Duke Energy Return Mail
PO Box 1090
Charlotte, NC 28201-1090

Account number
9100 8839 2175

Amount of automatic draft

\$30.79
by Jun 16

After 90 days from bill date, a late charge will apply.

\$ _____ \$ _____
Add here, to help others with a contribution to Share the Light **Amount enclosed**

ASTURIA COMM DEV DISTRICT
250 INTERNATIONAL PKWY STE 208
LAKE MARY FL 32746-5062

Duke Energy Payment Processing
PO Box 1094
Charlotte, NC 28201-1094

88910088392175000660000000000000000000000000307900000030791



We're here for you

Report an emergency

Electric outage duke-energy.com/outages
800.228.8485

Convenient ways to pay your bill

Online	duke-energy.com/billing
Automatically from your bank account	duke-energy.com/automatic-draft
Speedpay (fee applies)	duke-energy.com/pay-now 800.700.8744
By mail payable to Duke Energy	P.O. Box 1094 Charlotte, NC 28201-1094
In person	duke-energy.com/location

Help managing your account (not applicable for all customers)

Register for free paperless billing	duke-energy.com/paperless
Home	duke-energy.com/manage-home
Business	duke-energy.com/manage-bus

General questions or concerns

Online	duke-energy.com
Home: Mon - Fri (7 a.m. to 7 p.m.)	800.700.8744
Business: Mon - Fri (7 a.m. to 6 p.m.)	877.372.8477
For hearing impaired TDD/TTY	711
International	1.407.629.1010

Call before you dig

Call 800.432.4770 or 811

Check utility rates

Check rates and charges duke-energy.com/rates

Correspond with Duke Energy (not for payment)

P.O. Box 14042
St Petersburg, FL 33733

Important to know

Your next meter reading on or after: Jun 26

Please be sure we can safely access your meter. Don't worry if your digital meter flashes eights from time to time. That's a normal part of the energy measuring process.

Your electric service may be disconnected if your payment is past due

If payment for your electric service is past due, we may begin disconnection procedures. The due date on your bill applies to current charges only. Any unpaid, past due charges are not extended to the new due date and may result in disconnection. The reconnection fee is \$13 between the hours of 7 a.m. and 7 p.m. Monday through Friday and \$14 after 7 p.m. or on the weekends.

Electric service does not depend on payment for other products or services

Non-payment for non-regulated products or services (such as surge protection or equipment service contracts) may result in removal from the program but will not result in disconnection of electric service.

When you pay by check

We may process the payment as a regular check or convert it into a one-time electronic check payment.

Asset Securitization Charge

A charge to recover cost associated with nuclear asset-recovery bonds. Duke Energy Florida is acting as the collection agent for Special Purpose Entity (SPE) until the bonds have been paid in full or legally discharged.

Medical Essential Program

Identifies customers who are dependent on continuously electric-powered medical equipment. The program does not automatically extend electric bill due dates, nor does it provide priority restoration. To learn more or find out if you qualify, call 800.700.8744 or visit duke-energy.com/home/billing/special-assistance/medically-essential.

Special Needs Customers

Florida Statutes offer a program for customers who need special assistance during emergency evacuations and sheltering. Customers with special needs may contact their local emergency management agency for registration and more information.

Para nuestros clientes que hablan Español

Representantes bilingües están disponibles para asistirle de lunes a viernes de 7 a.m. - 7 p.m. Para obtener más información o reportar problemas con su servicio eléctrico, favor de llamar al 800.700.8744.

Your usage snapshot - Continued

Current electric usage for meter number 7885302	
Actual reading on May 24	2848
Previous reading on Apr 26	- 2762
<hr/>	
Energy Used	86 kWh
Billed kWh	86.000 kWh

Billing details - Electric

Billing Period - Apr 26 23 to May 24 23	
Meter - 7885302	
Customer Charge	\$15.55
Energy Charge	
86.000 kWh @ 10.278c	8.84
Fuel Charge	
86.000 kWh @ 5.630c	4.84
Asset Securitization Charge	
86.000 kWh @ 0.179c	0.15
Minimum Bill Adjustment	0.62
<hr/>	
Total Current Charges	\$30.00

The total charges incurred during this billing period are below the minimum expenses necessary to equitably provide and maintain reliable electric service to all facilities across the state. When the combined monthly customer, energy, fuel, and other charges fall below a \$30 threshold, customers will see the difference noted as a Minimum Bill Adjustment under the Billing Details section. Learn more about the minimum charge adjustment and additional customer charges at duke-energy.com/minimum.

Your current rate is General Service Non-Demand Sec (GS-1).

Billing details - Taxes

Regulatory Assessment Fee	\$0.02
Gross Receipts Tax	0.77
<hr/>	
Total Taxes	\$0.79



duke-energy.com
877.372.8477

Your Energy Bill

Service address Bill date May 26, 2023
ASTURIA COMM DEV DISTRICT For service Apr 26 - May 24
15233 RENAISSANCE AVE 29 days
IRRIGATION

Account number **9100 8839 2365**

Billing summary

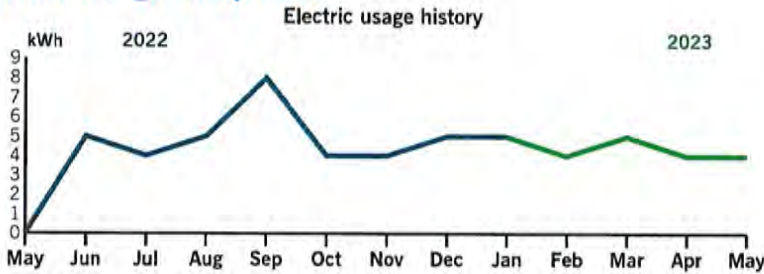
Previous Amount Due	\$30.79
Payment Received May 18	-30.79
Current Electric Charges	30.00
Taxes	0.79
Total Amount Due Jun 16	\$30.79



Thank you for your payment.

Duke Energy Florida utilized fuel in the following proportions to generate your power: Coal 8.6%, Purchased Power 10.5%, Gas 77.1%, Oil 0.1%, Nuclear 0%, Solar 3.7% (For prior 12 months ending March 31, 2023).

Your usage snapshot



Average temperature in degrees

80° 83° 84° 84° 81° 74° 71° 64° 64° 69° 71° 76° 78°

	Current Month	May 2022	12-Month Usage	Avg Monthly Usage
Electric (kWh)	4	0	57	5
Avg. Daily (kWh)	0	0	0	

12-month usage based on most recent history

Mail your payment at least 7 days before the due date or pay instantly at duke-energy.com/billing. Payments for this statement within 90 days from the bill date will avoid a 1.0% late payment charge.

Please return this portion with your payment. Thank you for your business.



Duke Energy Return Mail
PO Box 1090
Charlotte, NC 28201-1090

Account number
9100 8839 2365

\$30.79
by Jun 16

After 90 days from bill date, a late charge will apply.

\$ _____ \$ _____
Add here, to help others with a contribution to Share the Light **Amount enclosed**

ASTURIA COMM DEV DISTRICT
250 INTERNATIONAL PKWY STE 208
LAKE MARY FL 32746-5062

Duke Energy Payment Processing
PO Box 1094
Charlotte, NC 28201-1094

889100883923650006600000000000000000000000307900000030799



We're here for you

Report an emergency

Electric outage duke-energy.com/outages
800.228.8485

Convenient ways to pay your bill

Online duke-energy.com/billing
Automatically from your bank account duke-energy.com/automatic-draft
Speedpay (fee applies) duke-energy.com/pay-now
800.700.8744
By mail payable to Duke Energy P.O. Box 1094
Charlotte, NC 28201-1094
In person duke-energy.com/location

Help managing your account (not applicable for all customers)

Register for free paperless billing duke-energy.com/paperless
Home duke-energy.com/manage-home
Business duke-energy.com/manage-bus

General questions or concerns

Online duke-energy.com
Home: Mon - Fri (7 a.m. to 7 p.m.) 800.700.8744
Business: Mon - Fri (7 a.m. to 6 p.m.) 877.372.8477
For hearing impaired TDD/TTY 711
International 1.407.629.1010

Call before you dig

Call 800.432.4770 or 811

Check utility rates

Check rates and charges duke-energy.com/rates

Correspond with Duke Energy (not for payment)

P.O. Box 14042
St Petersburg, FL 33733

Important to know

Your next meter reading on or after: Jun 26

Please be sure we can safely access your meter. Don't worry if your digital meter flashes eights from time to time. That's a normal part of the energy measuring process.

Your electric service may be disconnected if your payment is past due

If payment for your electric service is past due, we may begin disconnection procedures. The due date on your bill applies to current charges only. Any unpaid, past due charges are not extended to the new due date and may result in disconnection. The reconnection fee is \$13 between the hours of 7 a.m. and 7 p.m. Monday through Friday and \$14 after 7 p.m. or on the weekends.

Electric service does not depend on payment for other products or services

Non-payment for non-regulated products or services (such as surge protection or equipment service contracts) may result in removal from the program but will not result in disconnection of electric service.

When you pay by check

We may process the payment as a regular check or convert it into a one-time electronic check payment.

Asset Securitization Charge

A charge to recover cost associated with nuclear asset-recovery bonds. Duke Energy Florida is acting as the collection agent for Special Purpose Entity (SPE) until the bonds have been paid in full or legally discharged.

Medical Essential Program

Identifies customers who are dependent on continuously electric-powered medical equipment. The program does not automatically extend electric bill due dates, nor does it provide priority restoration. To learn more or find out if you qualify, call 800.700.8744 or visit duke-energy.com/home/billing/special-assistance/medically-essential.

Special Needs Customers

Florida Statutes offer a program for customers who need special assistance during emergency evacuations and sheltering. Customers with special needs may contact their local emergency management agency for registration and more information.

Para nuestros clientes que hablan Español

Representantes bilingües están disponibles para asistirle de lunes a viernes de 7 a.m. - 7 p.m. Para obtener más información o reportar problemas con su servicio eléctrico, favor de llamar al 800.700.8744.



Your usage snapshot - Continued

Current electric usage for meter number 3514363	
Actual reading on May 24	216
Previous reading on Apr 26	- 212
<hr/>	
Energy Used	4 kWh
Billed kWh	4.000 kWh

Billing details - Electric

Billing Period - Apr 26 23 to May 24 23	
Meter - 3514363	
Customer Charge	\$15.55
Energy Charge	
4.000 kWh @ 10.278c	0.41
Fuel Charge	
4.000 kWh @ 5.630c	0.23
Asset Securitization Charge	
4.000 kWh @ 0.179c	0.01
Minimum Bill Adjustment	13.80
Total Current Charges	\$30.00

The total charges incurred during this billing period are below the minimum expenses necessary to equitably provide and maintain reliable electric service to all facilities across the state. When the combined monthly customer, energy, fuel, and other charges fall below a \$30 threshold, customers will see the difference noted as a Minimum Bill Adjustment under the Billing Details section. Learn more about the minimum charge adjustment and additional customer charges at duke-energy.com/minimum.

Your current rate is General Service Non-Demand Sec (GS-1).

Billing details - Taxes

Regulatory Assessment Fee	\$0.02
Gross Receipts Tax	0.77
Total Taxes	\$0.79

Service address Bill date May 26, 2023
ASTURIA COMM DEV DISTRICT For service Apr 26 - May 24
15121 AVILES PKWY 29 days
PUMP IRRIGATION

Account number **9100 8839 2745**

Billing summary

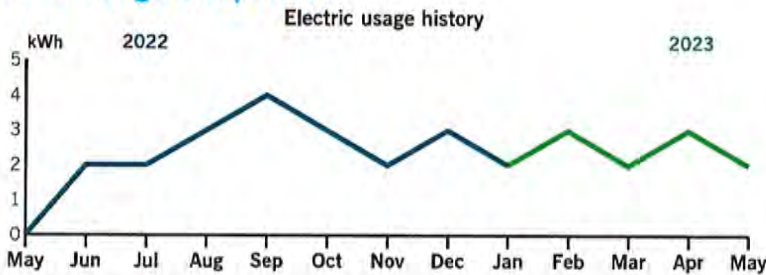
Previous Amount Due	\$30.79
<i>Payment Received May 18</i>	-30.79
Current Electric Charges	30.00
Taxes	0.79
Total Amount Due Jun 16	\$30.79



Thank you for your payment.

Duke Energy Florida utilized fuel in the following proportions to generate your power: Coal 8.6%, Purchased Power 10.5%, Gas 77.1%, Oil 0.1%, Nuclear 0%, Solar 3.7% (For prior 12 months ending March 31, 2023).

Your usage snapshot



Average temperature in degrees

80° 83° 84° 84° 81° 74° 71° 64° 64° 69° 71° 76° 78°

	Current Month	May 2022	12-Month Usage	Avg Monthly Usage
Electric (kWh)	2	0	31	3
Avg. Daily (kWh)	0	0	0	

12-month usage based on most recent history

Mail your payment at least 7 days before the due date or pay instantly at duke-energy.com/billing. Payments for this statement within 90 days from the bill date will avoid a 1.0% late payment charge.

Please return this portion with your payment. Thank you for your business.



Duke Energy Return Mail
PO Box 1090
Charlotte, NC 28201-1090

Account number
9100 8839 2745

Amount of automatic bill

\$30.79
by Jun 16

After 90 days from bill date, a late charge will apply.

\$ _____ \$ _____
Add here, to help others with a contribution to Share the Light **Amount enclosed**

ASTURIA COMM DEV DISTRICT
250 INTERNATIONAL PKWY STE 208
LAKE MARY FL 32746-5062

Duke Energy Payment Processing
PO Box 1094
Charlotte, NC 28201-1094



We're here for you

Report an emergency

Electric outage duke-energy.com/outages
800.228.8485

Convenient ways to pay your bill

Online duke-energy.com/billing
Automatically from your bank account duke-energy.com/automatic-draft
Speedpay (fee applies) duke-energy.com/pay-now
800.700.8744
By mail payable to Duke Energy P.O. Box 1094
Charlotte, NC 28201-1094
In person duke-energy.com/location

Help managing your account (not applicable for all customers)

Register for free paperless billing duke-energy.com/paperless
Home duke-energy.com/manage-home
Business duke-energy.com/manage-bus

General questions or concerns

Online duke-energy.com
Home: Mon - Fri (7 a.m. to 7 p.m.) 800.700.8744
Business: Mon - Fri (7 a.m. to 6 p.m.) 877.372.8477
For hearing impaired TDD/TTY 711
International 1.407.629.1010

Call before you dig

Call 800.432.4770 or 811

Check utility rates

Check rates and charges duke-energy.com/rates

Correspond with Duke Energy (not for payment)

P.O. Box 14042
St Petersburg, FL 33733

Important to know

Your next meter reading on or after: Jun 26

Please be sure we can safely access your meter. Don't worry if your digital meter flashes eights from time to time. That's a normal part of the energy measuring process.

Your electric service may be disconnected if your payment is past due

If payment for your electric service is past due, we may begin disconnection procedures. The due date on your bill applies to current charges only. Any unpaid, past due charges are not extended to the new due date and may result in disconnection. The reconnection fee is \$13 between the hours of 7 a.m. and 7 p.m. Monday through Friday and \$14 after 7 p.m. or on the weekends.

Electric service does not depend on payment for other products or services

Non-payment for non-regulated products or services (such as surge protection or equipment service contracts) may result in removal from the program but will not result in disconnection of electric service.

When you pay by check

We may process the payment as a regular check or convert it into a one-time electronic check payment.

Asset Securitization Charge

A charge to recover cost associated with nuclear asset-recovery bonds. Duke Energy Florida is acting as the collection agent for Special Purpose Entity (SPE) until the bonds have been paid in full or legally discharged.

Medical Essential Program

Identifies customers who are dependent on continuously electric-powered medical equipment. The program does not automatically extend electric bill due dates, nor does it provide priority restoration. To learn more or find out if you qualify, call 800.700.8744 or visit duke-energy.com/home/billing/special-assistance/medically-essential.

Special Needs Customers

Florida Statutes offer a program for customers who need special assistance during emergency evacuations and sheltering. Customers with special needs may contact their local emergency management agency for registration and more information.

Para nuestros clientes que hablan Español

Representantes bilingües están disponibles para asistirle de lunes a viernes de 7 a.m. - 7 p.m. Para obtener más información o reportar problemas con su servicio eléctrico, favor de llamar al 800.700.8744.



Your usage snapshot - Continued

Current electric usage for meter number 4456967	
Actual reading on May 24	78
Previous reading on Apr 26	- 76
<hr/>	
Energy Used	2 kWh
Billed kWh	2.000 kWh

Billing details - Electric

Billing Period - Apr 26 23 to May 24 23	
Meter - 4456967	
Customer Charge	\$15.55
Energy Charge	
2.000 kWh @ 10.278c	0.21
Fuel Charge	
2.000 kWh @ 5.630c	0.11
Minimum Bill Adjustment	14.13
<hr/>	
Total Current Charges	\$30.00

The total charges incurred during this billing period are below the minimum expenses necessary to equitably provide and maintain reliable electric service to all facilities across the state. When the combined monthly customer, energy, fuel, and other charges fall below a \$30 threshold, customers will see the difference noted as a Minimum Bill Adjustment under the Billing Details section. Learn more about the minimum charge adjustment and additional customer charges at duke-energy.com/minimum.

Your current rate is General Service Non-Demand Sec (GS-1).

Billing details - Taxes

Regulatory Assessment Fee	\$0.02
Gross Receipts Tax	0.77
<hr/>	
Total Taxes	\$0.79



duke-energy.com
877.372.8477

Your Energy Bill

Page 1 of 3

Service address

ASTURIA COMM DEV DISTRICT
15138 CARAVAN AVE
IRRIGATION

Bill date May 26, 2023

For service Apr 26 - May 24
29 days

Account number **9100 8839 3316**

Billing summary

Previous Amount Due	\$30.79
Payment Received May 18	-30.79
Current Electric Charges	30.00
Taxes	0.79
Total Amount Due Jun 16	\$30.79

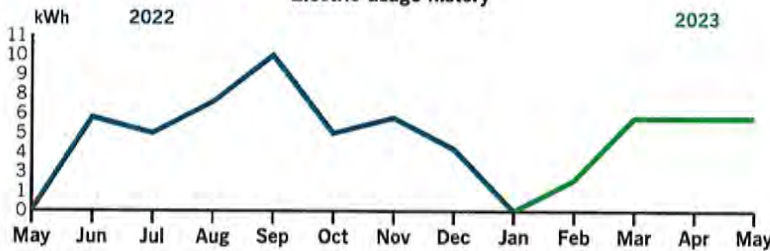


Thank you for your payment.

Duke Energy Florida utilized fuel in the following proportions to generate your power: Coal 8.6%, Purchased Power 10.5%, Gas 77.1%, Oil 0.1%, Nuclear 0%, Solar 3.7% (For prior 12 months ending March 31, 2023).

Your usage snapshot

Electric usage history



Average temperature in degrees

80° 83° 84° 84° 81° 74° 71° 64° 64° 69° 71° 76° 78°

	Current Month	May 2022	12-Month Usage	Avg Monthly Usage
Electric (kWh)	6	0	63	5
Avg. Daily (kWh)	0	0	0	

12-month usage based on most recent history

Mail your payment at least 7 days before the due date or pay instantly at duke-energy.com/billing. Payments for this statement within 90 days from the bill date will avoid a 1.0% late payment charge.

Please return this portion with your payment. Thank you for your business.



Duke Energy Return Mail
PO Box 1090
Charlotte, NC 28201-1090

Account number
9100 8839 3316

\$30.79
by Jun 16

After 90 days from bill date, a late charge will apply.

\$ _____ \$ _____
Add here, to help others with a contribution to Share the Light **Amount enclosed**

ASTURIA COMM DEV DISTRICT
250 INTERNATIONAL PKWY STE 208
LAKE MARY FL 32746-5062

Duke Energy Payment Processing
PO Box 1094
Charlotte, NC 28201-1094

88910088393316000660000000000000000307900000030792



We're here for you

Report an emergency

Electric outage duke-energy.com/outages
800.228.8485

Convenient ways to pay your bill

Online duke-energy.com/billing
Automatically from your bank account duke-energy.com/automatic-draft
Speedpay (fee applies) duke-energy.com/pay-now
800.700.8744
By mail payable to Duke Energy P.O. Box 1094
Charlotte, NC 28201-1094
In person duke-energy.com/location

Help managing your account (not applicable for all customers)

Register for free paperless billing duke-energy.com/paperless
Home duke-energy.com/manage-home
Business duke-energy.com/manage-bus

General questions or concerns

Online duke-energy.com
Home: Mon - Fri (7 a.m. to 7 p.m.) 800.700.8744
Business: Mon - Fri (7 a.m. to 6 p.m.) 877.372.8477
For hearing impaired TDD/TTY 711
International 1.407.629.1010

Call before you dig

Call 800.432.4770 or 811

Check utility rates

Check rates and charges duke-energy.com/rates

Correspond with Duke Energy (not for payment)

P.O. Box 14042
St Petersburg, FL 33733

Important to know

Your next meter reading on or after: Jun 26

Please be sure we can safely access your meter. Don't worry if your digital meter flashes eights from time to time. That's a normal part of the energy measuring process.

Your electric service may be disconnected if your payment is past due

If payment for your electric service is past due, we may begin disconnection procedures. The due date on your bill applies to current charges only. Any unpaid, past due charges are not extended to the new due date and may result in disconnection. The reconnection fee is \$13 between the hours of 7 a.m. and 7 p.m. Monday through Friday and \$14 after 7 p.m. or on the weekends.

Electric service does not depend on payment for other products or services

Non-payment for non-regulated products or services (such as surge protection or equipment service contracts) may result in removal from the program but will not result in disconnection of electric service.

When you pay by check

We may process the payment as a regular check or convert it into a one-time electronic check payment.

Asset Securitization Charge

A charge to recover cost associated with nuclear asset-recovery bonds. Duke Energy Florida is acting as the collection agent for Special Purpose Entity (SPE) until the bonds have been paid in full or legally discharged.

Medical Essential Program

Identifies customers who are dependent on continuously electric-powered medical equipment. The program does not automatically extend electric bill due dates, nor does it provide priority restoration. To learn more or find out if you qualify, call 800.700.8744 or visit duke-energy.com/home/billing/special-assistance/medically-essential.

Special Needs Customers

Florida Statutes offer a program for customers who need special assistance during emergency evacuations and sheltering. Customers with special needs may contact their local emergency management agency for registration and more information.

Para nuestros clientes que hablan Español

Representantes bilingües están disponibles para asistirle de lunes a viernes de 7 a.m. - 7 p.m. Para obtener más información o reportar problemas con su servicio eléctrico, favor de llamar al 800.700.8744.



Your usage snapshot - Continued

Current electric usage for meter number 3347708	
Actual reading on May 24	216
Previous reading on Apr 26	- 210
<hr/>	
Energy Used	6 kWh
Billed kWh	6.000 kWh

Billing details - Electric

Billing Period - Apr 26 23 to May 24 23	
Meter - 3347708	
Customer Charge	\$15.55
Energy Charge	
6.000 kWh @ 10.278c	0.62
Fuel Charge	
6.000 kWh @ 5.630c	0.34
Asset Securitization Charge	
6.000 kWh @ 0.179c	0.01
Minimum Bill Adjustment	13.48
<hr/>	
Total Current Charges	\$30.00

The total charges incurred during this billing period are below the minimum expenses necessary to equitably provide and maintain reliable electric service to all facilities across the state. When the combined monthly customer, energy, fuel, and other charges fall below a \$30 threshold, customers will see the difference noted as a Minimum Bill Adjustment under the Billing Details section. Learn more about the minimum charge adjustment and additional customer charges at duke-energy.com/minimum.

Your current rate is General Service Non-Demand Sec (GS-1).

Billing details - Taxes

Regulatory Assessment Fee	\$0.02
Gross Receipts Tax	0.77
<hr/>	
Total Taxes	\$0.79



duke-energy.com
877.372.8477

Your Energy Bill

Service address

ASTURIA COMM DEV DISTRICT
15381 AVILES PKWY
PUMP IRRIGATION

Bill date May 26, 2023
For service Apr 26 - May 24
29 days

Account number **9100 8839 3704**

Billing summary

Previous Amount Due	\$30.79
Payment Received May 18	-30.79
Current Electric Charges	30.00
Taxes	0.79
Total Amount Due Jun 16	\$30.79

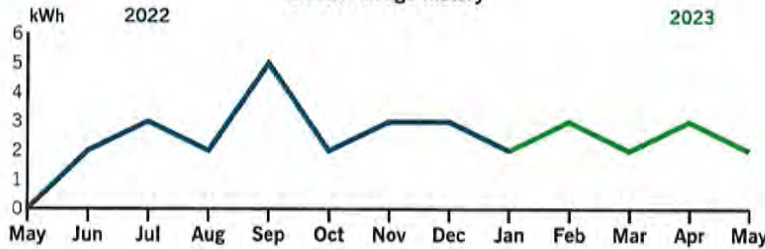


Thank you for your payment.

Duke Energy Florida utilized fuel in the following proportions to generate your power: Coal 8.6%, Purchased Power 10.5%, Gas 77.1%, Oil 0.1%, Nuclear 0%, Solar 3.7% (For prior 12 months ending March 31, 2023).

Your usage snapshot

Electric usage history



Average temperature in degrees

80° 83° 84° 84° 81° 74° 71° 64° 64° 69° 71° 76° 78°

	Current Month	May 2022	12-Month Usage	Avg Monthly Usage
Electric (kWh)	2	0	32	3
Avg. Daily (kWh)	0	0	0	

12-month usage based on most recent history

Mail your payment at least 7 days before the due date or pay instantly at duke-energy.com/billing. Payments for this statement within 90 days from the bill date will avoid a 1.0% late payment charge.

Please return this portion with your payment. Thank you for your business.



Duke Energy Return Mail
PO Box 1090
Charlotte, NC 28201-1090

Account number
9100 8839 3704

Amount of automatic draft

\$30.79
by Jun 16

After 90 days from bill date, a late charge will apply.

\$ _____ \$ _____
Add here, to help others with a contribution to Share the Light **Amount enclosed**

ASTURIA COMM DEV DISTRICT
250 INTERNATIONAL PKWY STE 208
LAKE MARY FL 32746-5062

Duke Energy Payment Processing
PO Box 1094
Charlotte, NC 28201-1094

889100883937040006600000000000000000307900000030794



We're here for you

Report an emergency

Electric outage duke-energy.com/outages
800.228.8485

Convenient ways to pay your bill

Online duke-energy.com/billing
Automatically from your bank account duke-energy.com/automatic-draft
Speedpay (fee applies) duke-energy.com/pay-now
800.700.8744
By mail payable to Duke Energy P.O. Box 1094
Charlotte, NC 28201-1094
In person duke-energy.com/location

Help managing your account (not applicable for all customers)

Register for free paperless billing duke-energy.com/paperless
Home duke-energy.com/manage-home
Business duke-energy.com/manage-bus

General questions or concerns

Online duke-energy.com
Home: Mon - Fri (7 a.m. to 7 p.m.) 800.700.8744
Business: Mon - Fri (7 a.m. to 6 p.m.) 877.372.8477
For hearing impaired TDD/TTY 711
International 1.407.629.1010

Call before you dig

Call 800.432.4770 or 811

Check utility rates

Check rates and charges duke-energy.com/rates

Correspond with Duke Energy (not for payment)

P.O. Box 14042
St Petersburg, FL 33733

Important to know

Your next meter reading on or after: Jun 26

Please be sure we can safely access your meter. Don't worry if your digital meter flashes eights from time to time. That's a normal part of the energy measuring process.

Your electric service may be disconnected if your payment is past due

If payment for your electric service is past due, we may begin disconnection procedures. The due date on your bill applies to current charges only. Any unpaid, past due charges are not extended to the new due date and may result in disconnection. The reconnection fee is \$13 between the hours of 7 a.m. and 7 p.m. Monday through Friday and \$14 after 7 p.m. or on the weekends.

Electric service does not depend on payment for other products or services

Non-payment for non-regulated products or services (such as surge protection or equipment service contracts) may result in removal from the program but will not result in disconnection of electric service.

When you pay by check

We may process the payment as a regular check or convert it into a one-time electronic check payment.

Asset Securitization Charge

A charge to recover cost associated with nuclear asset-recovery bonds. Duke Energy Florida is acting as the collection agent for Special Purpose Entity (SPE) until the bonds have been paid in full or legally discharged.

Medical Essential Program

Identifies customers who are dependent on continuously electric-powered medical equipment. The program does not automatically extend electric bill due dates, nor does it provide priority restoration. To learn more or find out if you qualify, call 800.700.8744 or visit duke-energy.com/home/billing/special-assistance/medically-essential.

Special Needs Customers

Florida Statutes offer a program for customers who need special assistance during emergency evacuations and sheltering. Customers with special needs may contact their local emergency management agency for registration and more information.

Para nuestros clientes que hablan Español

Representantes bilingües están disponibles para asistirle de lunes a viernes de 7 a.m. - 7 p.m. Para obtener más información o reportar problemas con su servicio eléctrico, favor de llamar al 800.700.8744.



Your usage snapshot - Continued

Current electric usage for meter number 905106	
Actual reading on May 24	153
Previous reading on Apr 26	- 151
<hr/>	
Energy Used	2 kWh
Billed kWh	2.000 kWh

Billing details - Electric

Billing Period - Apr 26 23 to May 24 23	
Meter - 905106	
Customer Charge	\$15.55
Energy Charge	
2.000 kWh @ 10.278c	0.21
Fuel Charge	
2.000 kWh @ 5.630c	0.11
Minimum Bill Adjustment	14.13
<hr/>	
Total Current Charges	\$30.00

The total charges incurred during this billing period are below the minimum expenses necessary to equitably provide and maintain reliable electric service to all facilities across the state. When the combined monthly customer, energy, fuel, and other charges fall below a \$30 threshold, customers will see the difference noted as a Minimum Bill Adjustment under the Billing Details section. Learn more about the minimum charge adjustment and additional customer charges at duke-energy.com/minimum.

Your current rate is General Service Non-Demand Sec (GS-1).

Billing details - Taxes

Regulatory Assessment Fee	\$0.02
Gross Receipts Tax	0.77
<hr/>	
Total Taxes	\$0.79



duke-energy.com
877.372.8477

Your Energy Bill

Service address Bill date May 26, 2023
ASTURIA COMM DEV DISTRICT For service Apr 26 - May 24
2995 LONG BOW WAY 29 days
IRRIGATION

Account number **9100 8839 4721**

Billing summary

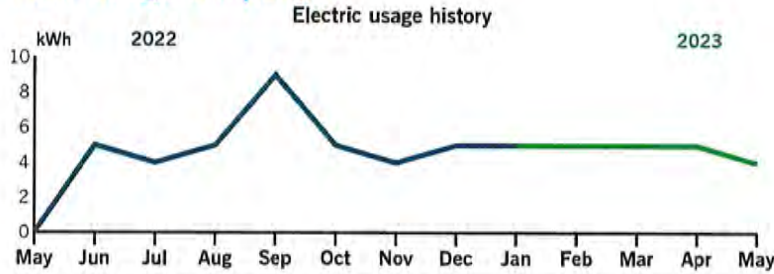
Previous Amount Due	\$30.79
Payment Received May 18	-30.79
Current Electric Charges	30.00
Taxes	0.79
Total Amount Due Jun 16	\$30.79



Thank you for your payment.

Duke Energy Florida utilized fuel in the following proportions to generate your power: Coal 8.6%, Purchased Power 10.5%, Gas 77.1%, Oil 0.1%, Nuclear 0%, Solar 3.7% (For prior 12 months ending March 31, 2023).

Your usage snapshot



Average temperature in degrees

80° 83° 84° 84° 81° 74° 71° 64° 64° 69° 71° 76° 78°

	Current Month	May 2022	12-Month Usage	Avg Monthly Usage
Electric (kWh)	4	0	61	5
Avg. Daily (kWh)	0	0	0	

12-month usage based on most recent history

Mail your payment at least 7 days before the due date or pay instantly at duke-energy.com/billing. Payments for this statement within 90 days from the bill date will avoid a 1.0% late payment charge.

Please return this portion with your payment. Thank you for your business.



Duke Energy Return Mail
PO Box 1090
Charlotte, NC 28201-1090

Account number
9100 8839 4721

Amount of automatic draft

\$30.79
by Jun 16

After 90 days from bill date, a late charge will apply.

\$ _____ \$ _____
Add here, to help others with a contribution to Share the Light **Amount enclosed**

ASTURIA COMM DEV DISTRICT
250 INTERNATIONAL PKWY STE 208
LAKE MARY FL 32746-5062

Duke Energy Payment Processing
PO Box 1094
Charlotte, NC 28201-1094

889100883947210006600000000000000000307900000030799



We're here for you

Report an emergency

Electric outage duke-energy.com/outages
800.228.8485

Convenient ways to pay your bill

Online duke-energy.com/billing
Automatically from your bank account duke-energy.com/automatic-draft
Speedpay (fee applies) duke-energy.com/pay-now
800.700.8744
By mail payable to Duke Energy P.O. Box 1094
Charlotte, NC 28201-1094
In person duke-energy.com/location

Help managing your account (not applicable for all customers)

Register for free paperless billing duke-energy.com/paperless
Home duke-energy.com/manage-home
Business duke-energy.com/manage-bus

General questions or concerns

Online duke-energy.com
Home: Mon - Fri (7 a.m. to 7 p.m.) 800.700.8744
Business: Mon - Fri (7 a.m. to 6 p.m.) 877.372.8477
For hearing impaired TDD/TTY 711
International 1.407.629.1010

Call before you dig

Call 800.432.4770 or 811

Check utility rates

Check rates and charges duke-energy.com/rates

Correspond with Duke Energy (not for payment)

P.O. Box 14042
St Petersburg, FL 33733

Important to know

Your next meter reading on or after: Jun 26

Please be sure we can safely access your meter. Don't worry if your digital meter flashes eights from time to time. That's a normal part of the energy measuring process.

Your electric service may be disconnected if your payment is past due

If payment for your electric service is past due, we may begin disconnection procedures. The due date on your bill applies to current charges only. Any unpaid, past due charges are not extended to the new due date and may result in disconnection. The reconnection fee is \$13 between the hours of 7 a.m. and 7 p.m. Monday through Friday and \$14 after 7 p.m. or on the weekends.

Electric service does not depend on payment for other products or services

Non-payment for non-regulated products or services (such as surge protection or equipment service contracts) may result in removal from the program but will not result in disconnection of electric service.

When you pay by check

We may process the payment as a regular check or convert it into a one-time electronic check payment.

Asset Securitization Charge

A charge to recover cost associated with nuclear asset-recovery bonds. Duke Energy Florida is acting as the collection agent for Special Purpose Entity (SPE) until the bonds have been paid in full or legally discharged.

Medical Essential Program

Identifies customers who are dependent on continuously electric-powered medical equipment. The program does not automatically extend electric bill due dates, nor does it provide priority restoration. To learn more or find out if you qualify, call 800.700.8744 or visit duke-energy.com/home/billing/special-assistance/medically-essential.

Special Needs Customers

Florida Statutes offer a program for customers who need special assistance during emergency evacuations and sheltering. Customers with special needs may contact their local emergency management agency for registration and more information.

Para nuestros clientes que hablan Español

Representantes bilingües están disponibles para asistirle de lunes a viernes de 7 a.m. - 7 p.m. Para obtener más información o reportar problemas con su servicio eléctrico, favor de llamar al 800.700.8744.



Your usage snapshot - Continued

Current electric usage for meter number 4459024	
Actual reading on May 24	155
Previous reading on Apr 26	- 151
<hr/>	
Energy Used	4 kWh
Billed kWh	4.000 kWh

Billing details - Electric

Billing Period - Apr 26 23 to May 24 23	
Meter - 4459024	
Customer Charge	\$15.55
Energy Charge	
4.000 kWh @ 10.278c	0.41
Fuel Charge	
4.000 kWh @ 5.630c	0.23
Asset Securitization Charge	
4.000 kWh @ 0.179c	0.01
Minimum Bill Adjustment	13.80
<hr/>	
Total Current Charges	\$30.00

The total charges incurred during this billing period are below the minimum expenses necessary to equitably provide and maintain reliable electric service to all facilities across the state. When the combined monthly customer, energy, fuel, and other charges fall below a \$30 threshold, customers will see the difference noted as a Minimum Bill Adjustment under the Billing Details section. Learn more about the minimum charge adjustment and additional customer charges at duke-energy.com/minimum.

Your current rate is General Service Non-Demand Sec (GS-1).

Billing details - Taxes

Regulatory Assessment Fee	\$0.02
Gross Receipts Tax	0.77
<hr/>	
Total Taxes	\$0.79



duke-energy.com
877.372.8477

Your Energy Bill

Service address
ASTURIA COMM DEV DISTRICT
15246 CARAVAN AVE
IRRIGATION

Bill date May 26, 2023
For service Apr 26 - May 24
29 days

Account number **9100 8841 5480**

Billing summary

Previous Amount Due	\$30.79
Payment Received May 18	-30.79
Current Electric Charges	30.00
Taxes	0.79
Total Amount Due Jun 16	\$30.79

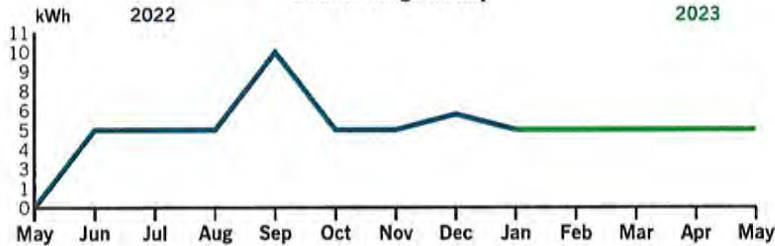


Thank you for your payment.

Duke Energy Florida utilized fuel in the following proportions to generate your power: Coal 8.6%, Purchased Power 10.5%, Gas 77.1%, Oil 0.1%, Nuclear 0%, Solar 3.7% (For prior 12 months ending March 31, 2023).

Your usage snapshot

Electric usage history



Average temperature in degrees

80° 83° 84° 84° 81° 74° 71° 64° 64° 69° 71° 76° 78°

	Current Month	May 2022	12-Month Usage	Avg Monthly Usage
Electric (kWh)	5	0	66	6
Avg. Daily (kWh)	0	0	0	

12-month usage based on most recent history

Mail your payment at least 7 days before the due date or pay instantly at duke-energy.com/billing. Payments for this statement within 90 days from the bill date will avoid a 1.0% late payment charge.

Please return this portion with your payment. Thank you for your business.



Duke Energy Return Mail
PO Box 1090
Charlotte, NC 28201-1090

Account number
9100 8841 5480

Amount of automatic debit

\$30.79
by Jun 16

After 90 days from bill date, a late charge will apply.

\$ _____ \$ _____
Add here, to help others with a contribution to Share the Light **Amount enclosed**

ASTURIA COMM DEV DISTRICT
250 INTERNATIONAL PKWY STE 208
LAKE MARY FL 32746-5062

Duke Energy Payment Processing
PO Box 1094
Charlotte, NC 28201-1094

8891008841548000066000000000000000000000000000003079000000030796



We're here for you

Report an emergency

Electric outage duke-energy.com/outages
800.228.8485

Convenient ways to pay your bill

Online duke-energy.com/billing
Automatically from your bank account duke-energy.com/automatic-draft
Speedpay (fee applies) duke-energy.com/pay-now
800.700.8744
By mail payable to Duke Energy P.O. Box 1094
Charlotte, NC 28201-1094
In person duke-energy.com/location

Help managing your account (not applicable for all customers)

Register for free paperless billing duke-energy.com/paperless
Home duke-energy.com/manage-home
Business duke-energy.com/manage-bus

General questions or concerns

Online duke-energy.com
Home: Mon - Fri (7 a.m. to 7 p.m.) 800.700.8744
Business: Mon - Fri (7 a.m. to 6 p.m.) 877.372.8477
For hearing impaired TDD/TTY 711
International 1.407.629.1010

Call before you dig

Call 800.432.4770 or 811

Check utility rates

Check rates and charges duke-energy.com/rates

Correspond with Duke Energy (not for payment)

P.O. Box 14042
St Petersburg, FL 33733

Important to know

Your next meter reading on or after: Jun 26

Please be sure we can safely access your meter. Don't worry if your digital meter flashes eights from time to time. That's a normal part of the energy measuring process.

Your electric service may be disconnected if your payment is past due

If payment for your electric service is past due, we may begin disconnection procedures. The due date on your bill applies to current charges only. Any unpaid, past due charges are not extended to the new due date and may result in disconnection. The reconnection fee is \$13 between the hours of 7 a.m. and 7 p.m. Monday through Friday and \$14 after 7 p.m. or on the weekends.

Electric service does not depend on payment for other products or services

Non-payment for non-regulated products or services (such as surge protection or equipment service contracts) may result in removal from the program but will not result in disconnection of electric service.

When you pay by check

We may process the payment as a regular check or convert it into a one-time electronic check payment.

Asset Securitization Charge

A charge to recover cost associated with nuclear asset-recovery bonds. Duke Energy Florida is acting as the collection agent for Special Purpose Entity (SPE) until the bonds have been paid in full or legally discharged.

Medical Essential Program

Identifies customers who are dependent on continuously electric-powered medical equipment. The program does not automatically extend electric bill due dates, nor does it provide priority restoration. To learn more or find out if you qualify, call 800.700.8744 or visit duke-energy.com/home/billing/special-assistance/medically-essential.

Special Needs Customers

Florida Statutes offer a program for customers who need special assistance during emergency evacuations and sheltering. Customers with special needs may contact their local emergency management agency for registration and more information.

Para nuestros clientes que hablan Español

Representantes bilingües están disponibles para asistirle de lunes a viernes de 7 a.m. - 7 p.m. Para obtener más información o reportar problemas con su servicio eléctrico, favor de llamar al 800.700.8744.



Your usage snapshot - Continued

Current electric usage for meter number 4320628	
Actual reading on May 24	212
Previous reading on Apr 26	- 207
<hr/>	
Energy Used	5 kWh
Billed kWh	5.000 kWh

Billing details - Electric

Billing Period - Apr 26 23 to May 24 23	
Meter - 4320628	
Customer Charge	\$15.55
Energy Charge	
5.000 kWh @ 10.278c	0.52
Fuel Charge	
5.000 kWh @ 5.630c	0.28
Asset Securitization Charge	
5.000 kWh @ 0.179c	0.01
Minimum Bill Adjustment	13.64
Total Current Charges	\$30.00

The total charges incurred during this billing period are below the minimum expenses necessary to equitably provide and maintain reliable electric service to all facilities across the state. When the combined monthly customer, energy, fuel, and other charges fall below a \$30 threshold, customers will see the difference noted as a Minimum Bill Adjustment under the Billing Details section. Learn more about the minimum charge adjustment and additional customer charges at duke-energy.com/minimum.

Your current rate is General Service Non-Demand Sec (GS-1).

Billing details - Taxes

Regulatory Assessment Fee	\$0.02
Gross Receipts Tax	0.77
Total Taxes	\$0.79



duke-energy.com
877.372.8477

Your Energy Bill

Service address

ASTURIA COMM DEV DISTRICT
14826 RENAISSANCE AVE
IRRIGATION

Bill date May 26, 2023

For service Apr 26 - May 24
29 days

Account number **9100 8841 6077**

Billing summary

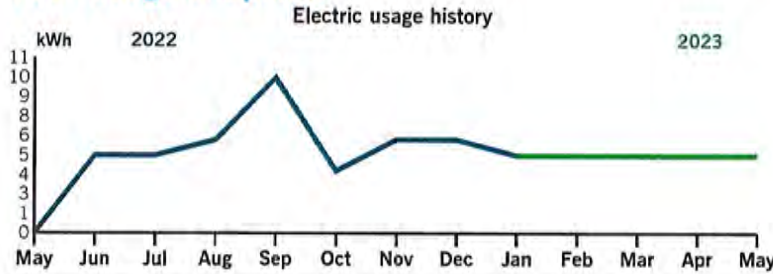
Previous Amount Due	\$30.79
Payment Received May 18	-30.79
Current Electric Charges	30.00
Taxes	0.79
Total Amount Due Jun 16	\$30.79



Thank you for your payment.

Duke Energy Florida utilized fuel in the following proportions to generate your power: Coal 8.6%, Purchased Power 10.5%, Gas 77.1%, Oil 0.1%, Nuclear 0%, Solar 3.7% (For prior 12 months ending March 31, 2023).

Your usage snapshot



Average temperature in degrees

80° 83° 84° 84° 81° 74° 71° 64° 64° 69° 71° 76° 78°

	Current Month	May 2022	12-Month Usage	Avg Monthly Usage
Electric (kWh)	5	0	67	6
Avg. Daily (kWh)	0	0	0	

12-month usage based on most recent history

Mail your payment at least 7 days before the due date or pay instantly at duke-energy.com/billing. Payments for this statement within 90 days from the bill date will avoid a 1.0% late payment charge.

Please return this portion with your payment. Thank you for your business.



Duke Energy Return Mail
PO Box 1090
Charlotte, NC 28201-1090

Account number
9100 8841 6077

Amount of bills with open

\$30.79
by Jun 16

After 90 days from bill date, a late charge will apply.

\$ _____ \$ _____
Add here, to help others with a contribution to Share the Light **Amount enclosed**

ASTURIA COMM DEV DISTRICT
250 INTERNATIONAL PKWY STE 208
LAKE MARY FL 32746-5062

Duke Energy Payment Processing
PO Box 1094
Charlotte, NC 28201-1094

88910088416077000660000000000000000000307900000030795



We're here for you

Report an emergency

Electric outage duke-energy.com/outages
800.228.8485

Convenient ways to pay your bill

Online duke-energy.com/billing
Automatically from your bank account duke-energy.com/automatic-draft
Speedpay (fee applies) duke-energy.com/pay-now
800.700.8744
By mail payable to Duke Energy P.O. Box 1094
Charlotte, NC 28201-1094
In person duke-energy.com/location

Help managing your account (not applicable for all customers)

Register for free paperless billing duke-energy.com/paperless
Home duke-energy.com/manage-home
Business duke-energy.com/manage-bus

General questions or concerns

Online duke-energy.com
Home: Mon - Fri (7 a.m. to 7 p.m.) 800.700.8744
Business: Mon - Fri (7 a.m. to 6 p.m.) 877.372.8477
For hearing impaired TDD/TTY 711
International 1.407.629.1010

Call before you dig

Call 800.432.4770 or 811

Check utility rates

Check rates and charges duke-energy.com/rates

Correspond with Duke Energy (not for payment)

P.O. Box 14042
St Petersburg, FL 33733

Important to know

Your next meter reading on or after: Jun 26

Please be sure we can safely access your meter. Don't worry if your digital meter flashes eights from time to time. That's a normal part of the energy measuring process.

Your electric service may be disconnected if your payment is past due

If payment for your electric service is past due, we may begin disconnection procedures. The due date on your bill applies to current charges only. Any unpaid, past due charges are not extended to the new due date and may result in disconnection. The reconnection fee is \$13 between the hours of 7 a.m. and 7 p.m. Monday through Friday and \$14 after 7 p.m. or on the weekends.

Electric service does not depend on payment for other products or services

Non-payment for non-regulated products or services (such as surge protection or equipment service contracts) may result in removal from the program but will not result in disconnection of electric service.

When you pay by check

We may process the payment as a regular check or convert it into a one-time electronic check payment.

Asset Securitization Charge

A charge to recover cost associated with nuclear asset-recovery bonds. Duke Energy Florida is acting as the collection agent for Special Purpose Entity (SPE) until the bonds have been paid in full or legally discharged.

Medical Essential Program

Identifies customers who are dependent on continuously electric-powered medical equipment. The program does not automatically extend electric bill due dates, nor does it provide priority restoration. To learn more or find out if you qualify, call 800.700.8744 or visit duke-energy.com/home/billing/special-assistance/medically-essential.

Special Needs Customers

Florida Statutes offer a program for customers who need special assistance during emergency evacuations and sheltering. Customers with special needs may contact their local emergency management agency for registration and more information.

Para nuestros clientes que hablan Español

Representantes bilingües están disponibles para asistirle de lunes a viernes de 7 a.m. - 7 p.m. Para obtener más información o reportar problemas con su servicio eléctrico, favor de llamar al 800.700.8744.



Your usage snapshot - Continued

Current electric usage for meter number 4458998	
Actual reading on May 24	167
Previous reading on Apr 26	- 162
<hr/>	
Energy Used	5 kWh
Billed kWh	5.000 kWh

Billing details - Electric

Billing Period - Apr 26 23 to May 24 23	
Meter - 4458998	
Customer Charge	\$15.55
Energy Charge	
5.000 kWh @ 10.278c	0.52
Fuel Charge	
5.000 kWh @ 5.630c	0.28
Asset Securitization Charge	
5.000 kWh @ 0.179c	0.01
Minimum Bill Adjustment	13.64
<hr/>	
Total Current Charges	\$30.00

The total charges incurred during this billing period are below the minimum expenses necessary to equitably provide and maintain reliable electric service to all facilities across the state. When the combined monthly customer, energy, fuel, and other charges fall below a \$30 threshold, customers will see the difference noted as a Minimum Bill Adjustment under the Billing Details section. Learn more about the minimum charge adjustment and additional customer charges at duke-energy.com/minimum.

Your current rate is General Service Non-Demand Sec (GS-1).

Billing details - Taxes

Regulatory Assessment Fee	\$0.02
Gross Receipts Tax	0.77
<hr/>	
Total Taxes	\$0.79

Your Energy Bill

Service address **Bill date** May 26, 2023
 ASTURIA COMM DEV DISTRICT **For service** Apr 26 - May 24
 2781 LONG BOW WAY 29 days
 IRRIGATION

Account number 9100 8841 6283

Billing summary

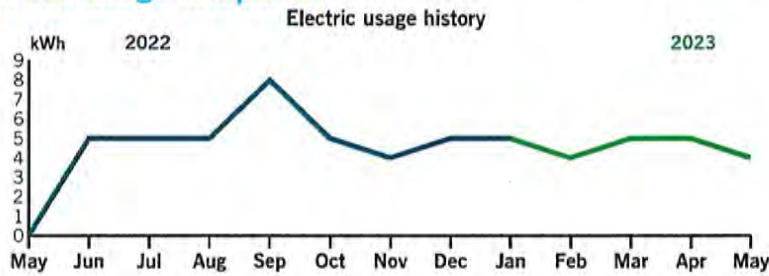
Previous Amount Due	\$30.79
<i>Payment Received May 18</i>	-30.79
Current Electric Charges	30.00
Taxes	0.79
Total Amount Due Jun 16	\$30.79



Thank you for your payment.

Duke Energy Florida utilized fuel in the following proportions to generate your power: Coal 8.6%, Purchased Power 10.5%, Gas 77.1%, Oil 0.1%, Nuclear 0%, Solar 3.7% (For prior 12 months ending March 31, 2023).

Your usage snapshot



Average temperature in degrees

80° 83° 84° 84° 81° 74° 71° 64° 64° 69° 71° 76° 78°

	Current Month	May 2022	12-Month Usage	Avg Monthly Usage
Electric (kWh)	4	0	60	5
Avg. Daily (kWh)	0	0	0	

12-month usage based on most recent history

Mail your payment at least 7 days before the due date or pay instantly at duke-energy.com/billing. Payments for this statement within 90 days from the bill date will avoid a 1.0% late payment charge.

Please return this portion with your payment. Thank you for your business.



Duke Energy Return Mail
 PO Box 1090
 Charlotte, NC 28201-1090

Account number
9100 8841 6283

Amount of automatic draft

\$30.79
 by Jun 16

After 90 days from bill date, a late charge will apply.

\$ _____ \$ _____
 Add here, to help others with a contribution to Share the Light **Amount enclosed**

ASTURIA COMM DEV DISTRICT
 250 INTERNATIONAL PKWY STE 208
 LAKE MARY FL 32746-5062

Duke Energy Payment Processing
 PO Box 1094
 Charlotte, NC 28201-1094

889100884162830006600000000000000000000307900000030795



We're here for you

Report an emergency

Electric outage duke-energy.com/outages
800.228.8485

Convenient ways to pay your bill

Online duke-energy.com/billing
Automatically from your bank account duke-energy.com/automatic-draft
Speedpay (fee applies) duke-energy.com/pay-now
800.700.8744
By mail payable to Duke Energy P.O. Box 1094
Charlotte, NC 28201-1094
In person duke-energy.com/location

Help managing your account (not applicable for all customers)

Register for free paperless billing duke-energy.com/paperless
Home duke-energy.com/manage-home
Business duke-energy.com/manage-bus

General questions or concerns

Online duke-energy.com
Home: Mon - Fri (7 a.m. to 7 p.m.) 800.700.8744
Business: Mon - Fri (7 a.m. to 6 p.m.) 877.372.8477
For hearing impaired TDD/TTY 711
International 1.407.629.1010

Call before you dig

Call 800.432.4770 or 811

Check utility rates

Check rates and charges duke-energy.com/rates

Correspond with Duke Energy (not for payment)

P.O. Box 14042
St Petersburg, FL 33733

Important to know

Your next meter reading on or after: Jun 26

Please be sure we can safely access your meter. Don't worry if your digital meter flashes eights from time to time. That's a normal part of the energy measuring process.

Your electric service may be disconnected if your payment is past due

If payment for your electric service is past due, we may begin disconnection procedures. The due date on your bill applies to current charges only. Any unpaid, past due charges are not extended to the new due date and may result in disconnection. The reconnection fee is \$13 between the hours of 7 a.m. and 7 p.m. Monday through Friday and \$14 after 7 p.m. or on the weekends.

Electric service does not depend on payment for other products or services

Non-payment for non-regulated products or services (such as surge protection or equipment service contracts) may result in removal from the program but will not result in disconnection of electric service.

When you pay by check

We may process the payment as a regular check or convert it into a one-time electronic check payment.

Asset Securitization Charge

A charge to recover cost associated with nuclear asset-recovery bonds. Duke Energy Florida is acting as the collection agent for Special Purpose Entity (SPE) until the bonds have been paid in full or legally discharged.

Medical Essential Program

Identifies customers who are dependent on continuously electric-powered medical equipment. The program does not automatically extend electric bill due dates, nor does it provide priority restoration. To learn more or find out if you qualify, call 800.700.8744 or visit duke-energy.com/home/billing/special-assistance/medically-essential.

Special Needs Customers

Florida Statutes offer a program for customers who need special assistance during emergency evacuations and sheltering. Customers with special needs may contact their local emergency management agency for registration and more information.

Para nuestros clientes que hablan Español

Representantes bilingües están disponibles para asistirle de lunes a viernes de 7 a.m. - 7 p.m. Para obtener más información o reportar problemas con su servicio eléctrico, favor de llamar al 800.700.8744.



Your usage snapshot - Continued

Current electric usage for meter number 4459002	
Actual reading on May 24	151
Previous reading on Apr 26	- 147
<hr/>	
Energy Used	4 kWh
Billed kWh	4.000 kWh

Billing details - Electric

Billing Period - Apr 26 23 to May 24 23	
Meter - 4459002	
Customer Charge	\$15.55
Energy Charge	
4.000 kWh @ 10.278c	0.41
Fuel Charge	
4.000 kWh @ 5.630c	0.23
Asset Securitization Charge	
4.000 kWh @ 0.179c	0.01
Minimum Bill Adjustment	13.80
<hr/>	
Total Current Charges	\$30.00

The total charges incurred during this billing period are below the minimum expenses necessary to equitably provide and maintain reliable electric service to all facilities across the state. When the combined monthly customer, energy, fuel, and other charges fall below a \$30 threshold, customers will see the difference noted as a Minimum Bill Adjustment under the Billing Details section. Learn more about the minimum charge adjustment and additional customer charges at duke-energy.com/minimum.

Your current rate is General Service Non-Demand Sec (GS-1).

Billing details - Taxes

Regulatory Assessment Fee	\$0.02
Gross Receipts Tax	0.77
<hr/>	
Total Taxes	\$0.79



duke-energy.com
877.372.8477

Your Energy Bill

Service address Bill date May 24, 2023
ASTURIA COMM DEV DISTRICT For service Apr 25 - May 23
0000 PROMENADE PKY 29 days
LITE

Account number **9100 8841 6465**

Billing summary

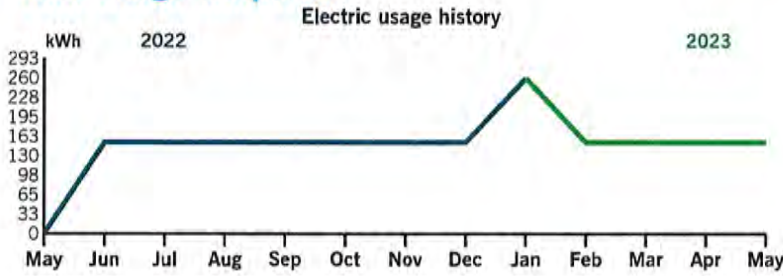
Previous Amount Due	\$296.84
Payment Received May 16	-296.84
Current Lighting Charges	296.19
Taxes	0.65
Total Amount Due Jun 15	\$296.84



Thank you for your payment.

Duke Energy Florida utilized fuel in the following proportions to generate your power: Coal 8.6%, Purchased Power 10.5%, Gas 77.1%, Oil 0.1%, Nuclear 0%, Solar 3.7% (For prior 12 months ending March 31, 2023).

Your usage snapshot



Average temperature in degrees

80° 83° 84° 84° 81° 74° 71° 64° 64° 69° 71° 76° 78°

	Current Month	May 2022	12-Month Usage	Avg Monthly Usage
Electric (kWh)	153	0	1,943	162
Avg. Daily (kWh)	5	0	5	

12-month usage based on most recent history

Mail your payment at least 7 days before the due date or pay instantly at duke-energy.com/billing. Payments for this statement within 90 days from the bill date will avoid a 1.0% late payment charge.

Please return this portion with your payment. Thank you for your business.



Duke Energy Return Mail
PO Box 1090
Charlotte, NC 28201-1090

Account number
9100 8841 6465

Amount of automatic credit

\$296.84 by Jun 15	After 90 days from bill date, a late charge will apply.
------------------------------	---

\$ _____ \$ _____
Add here, to help others with a contribution to Share the Light **Amount enclosed**

ASTURIA COMM DEV DISTRICT
250 INTERNATIONAL PKWY STE 208
LAKE MARY FL 32746-5062

Duke Energy Payment Processing
PO Box 1094
Charlotte, NC 28201-1094

88910088416465000660000000000000000000002968400000296845



We're here for you

Report an emergency

Electric outage duke-energy.com/outages
800.228.8485

Convenient ways to pay your bill

Online duke-energy.com/billing
Automatically from your bank account duke-energy.com/automatic-draft
Speedpay (fee applies) duke-energy.com/pay-now
800.700.8744
By mail payable to Duke Energy P.O. Box 1094
Charlotte, NC 28201-1094
In person duke-energy.com/location

Help managing your account (not applicable for all customers)

Register for free paperless billing duke-energy.com/paperless
Home duke-energy.com/manage-home
Business duke-energy.com/manage-bus

General questions or concerns

Online duke-energy.com
Home: Mon - Fri (7 a.m. to 7 p.m.) 800.700.8744
Business: Mon - Fri (7 a.m. to 6 p.m.) 877.372.8477
For hearing impaired TDD/TTY 711
International 1.407.629.1010

Call before you dig

Call 800.432.4770 or 811

Check utility rates

Check rates and charges duke-energy.com/rates

Correspond with Duke Energy (not for payment)

P.O. Box 14042
St Petersburg, FL 33733

Important to know

Your next meter reading on or after: Jun 23

Please be sure we can safely access your meter. Don't worry if your digital meter flashes eights from time to time. That's a normal part of the energy measuring process.

Your electric service may be disconnected if your payment is past due

If payment for your electric service is past due, we may begin disconnection procedures. The due date on your bill applies to current charges only. Any unpaid, past due charges are not extended to the new due date and may result in disconnection. The reconnection fee is \$13 between the hours of 7 a.m. and 7 p.m. Monday through Friday and \$14 after 7 p.m. or on the weekends.

Electric service does not depend on payment for other products or services

Non-payment for non-regulated products or services (such as surge protection or equipment service contracts) may result in removal from the program but will not result in disconnection of electric service.

When you pay by check

We may process the payment as a regular check or convert it into a one-time electronic check payment.

Asset Securitization Charge

A charge to recover cost associated with nuclear asset-recovery bonds. Duke Energy Florida is acting as the collection agent for Special Purpose Entity (SPE) until the bonds have been paid in full or legally discharged.

Medical Essential Program

Identifies customers who are dependent on continuously electric-powered medical equipment. The program does not automatically extend electric bill due dates, nor does it provide priority restoration. To learn more or find out if you qualify, call 800.700.8744 or visit duke-energy.com/home/billing/special-assistance/medically-essential.

Special Needs Customers

Florida Statutes offer a program for customers who need special assistance during emergency evacuations and sheltering. Customers with special needs may contact their local emergency management agency for registration and more information.

Para nuestros clientes que hablan Español

Representantes bilingües están disponibles para asistirle de lunes a viernes de 7 a.m. - 7 p.m. Para obtener más información o reportar problemas con su servicio eléctrico, favor de llamar al 800.700.8744.



Your usage snapshot - Continued

Outdoor Lighting		
Billing period Apr 25 - May 23		
Description	Quantity	Usage
Monticello Black TIII 3000K	9	153 kWh
Total	9	153 kWh

Billing details - Lighting

Billing Period - Apr 25 23 to May 23 23	
Customer Charge	\$1.65
Energy Charge	
153.000 kWh @ 4.784c	7.31
Fuel Charge	
153.000 kWh @ 5.270c	8.06
Asset Securitization Charge	
153.000 kWh @ 0.051c	0.08
Fixture Charge	
Monticello Black TIII 3000K	157.41
Maintenance Charge	
Monticello Black TIII 3000K	12.51
Pole Charge	
16 DEC CNCRT W/DEC BS/WSHNGTN	
9 Pole(s) @ \$12.130	109.17
Total Current Charges	\$296.19

Your current rate is Lighting Service Company Owned/Maintained (LS-1).

Billing details - Taxes

Regulatory Assessment Fee	\$0.21
Gross Receipts Tax	0.44
Total Taxes	\$0.65



PASCO COUNTY UTILITIES
 CUSTOMER INFORMATION & SERVICES
 P.O. BOX 2139
 NEW PORT RICHEY, FL 34656-2139

LAND O' LAKES (813) 235-6012
 NEW PORT RICHEY (727) 847-8131
 DADE CITY (352) 521-4285

UtilCustServ@MyPasco.net
 Pay By Phone: 1-855-786-5344

1 0 1
 42-52579

ASTURIA CDD
 Service Address: **2995 LONG BOW WAY**
 Bill Number: 18492762
 Billing Date: 6/2/2023
 Billing Period: 4/19/2023 to 5/19/2023

Account #	Customer #
0953340	01341603
Please use the 15-digit number below when making a payment through your bank	
095334001341603	


New Water, Sewer, Reclaim rates, fees, and charges took effect Oct. 1, 2022.
 Please visit bit.ly/pcurates for additional details.

Service	Meter #	Previous		Current		# of Days	Consumption in thousands
		Date	Read	Date	Read		
Reclaim	15450207	4/19/2023	3574	5/19/2023	3595	30	21

Usage History	
Water	
May 2023	21
April 2023	15
March 2023	17
February 2023	23
January 2023	5
December 2022	0
November 2022	0
October 2022	11
September 2022	55
August 2022	52
July 2022	53
June 2022	51

Transactions	
Previous Bill	11.25
Payment 05/19/23	-11.25 CR
Balance Forward	0.00
Current Transactions	
Reclaimed	
Reclaimed	21 Thousand Gals X \$0.75
Total Current Transactions	15.75
TOTAL BALANCE DUE	\$15.75

Annual Water Quality Report: The 2022 Consumer Confidence Report is available online at bit.ly/PascoRegionalCCR. To request a paper copy, please call (813) 929-2733.



Please return this portion with payment

TO PAY ONLINE, VISIT pascoeasy pay.pascocountyfl.net

Check this box if entering change of mailing address on back.

Account # 0953340
 Customer # 01341603
 Balance Forward 0.00
 Current Transactions 15.75

Total Balance Due	\$15.75
Due Date	6/19/2023

10% late fee will be applied if paid after due date

The Total Due will be electronically transferred on 06/19/2023.

ASTURIA CDD
 250 INTERNATIONAL PARKWAY SUITE 280
 LAKE MARY FL 32746

PASCO COUNTY UTILITIES
 CUSTOMER INFORMATION & SERVICES
 P.O. BOX 2139
 NEW PORT RICHEY, FL 34656-2139



PASCO COUNTY UTILITIES
 CUSTOMER INFORMATION & SERVICES
 P.O. BOX 2139
 NEW PORT RICHEY, FL 34656-2139

LAND O' LAKES (813) 235-6012
 NEW PORT RICHEY (727) 847-8131
 DADE CITY (352) 521-4285

UtilCustServ@MyPasco.net
 Pay By Phone: 1-855-786-5344

1 0 1
 42-52579

ASTURIA CDD

Service Address: **14915 AVILES PARKWAY**

Bill Number: 18492748

Billing Date: 6/2/2023

Billing Period: 4/19/2023 to 5/19/2023

Account #	Customer #
0953300	01341603
Please use the 15-digit number below when making a payment through your bank	
095330001341603	

New Water, Sewer, Reclaim rates, fees, and charges took effect Oct. 1, 2022.
 Please visit bit.ly/pcurates for additional details.

Service	Meter #	Previous		Current		# of Days	Consumption in thousands
		Date	Read	Date	Read		
Reclaim	15450198	4/19/2023	20334	5/19/2023	20607	30	273

Usage History
 Water

May 2023	273
April 2023	142
March 2023	78
February 2023	98
January 2023	194
December 2022	237
November 2022	223
October 2022	61
September 2022	287
August 2022	325
July 2022	301
June 2022	312

Transactions

Previous Bill	106.50
Payment 05/19/23	-106.50 CR
Balance Forward	0.00
Current Transactions	
Reclaimed	
Reclaimed	273 Thousand Gals X \$0.75
Total Current Transactions	204.75
TOTAL BALANCE DUE	\$204.75

Annual Water Quality Report: The 2022 Consumer Confidence Report is available online at bit.ly/PascoRegionalCCR. To request a paper copy, please call (813) 929-2733.

Please return this portion with payment



TO PAY ONLINE, VISIT pascoeasy pay.pascocountyfl.net

Check this box if entering change of mailing address on back.

Account #	0953300
Customer #	01341603
Balance Forward	0.00
Current Transactions	204.75

Total Balance Due	\$204.75
Due Date	6/19/2023

10% late fee will be applied if paid after due date

The Total Due will be electronically transferred on 06/19/2023.

ASTURIA CDD
 250 INTERNATIONAL PARKWAY SUITE 280
 LAKE MARY FL 32746

PASCO COUNTY UTILITIES
 CUSTOMER INFORMATION & SERVICES
 P.O. BOX 2139
 NEW PORT RICHEY, FL 34656-2139



duke-energy.com
877.372.8477

Your Energy Bill

Service address ASTURIA COMM DEV DISTRICT
000 PROMENADE PKY LITE LITE
Bill date May 24, 2023
For service Apr 25 - May 23
29 days

Account number 9100 9355 5410

Billing summary

Previous Amount Due	\$100.24
Payment Received May 16	-100.24
Current Lighting Charges	99.99
Taxes	0.25
Total Amount Due Jun 15	\$100.24




Thank you for your payment.

Duke Energy Florida utilized fuel in the following proportions to generate your power: Coal 8.6%, Purchased Power 10.5%, Gas 77.1%, Oil 0.1%, Nuclear 0%, Solar 3.7% (For prior 12 months ending March 31, 2023).

Your usage snapshot

Electric usage history



Average temperature in degrees

80° 83° 84° 84° 81° 74° 71° 64° 64° 69° 71° 75° 78°

	Current Month	May 2022	12-Month Usage	Avg Monthly Usage
Electric (kWh)	53	53	630	53
Avg. Daily (kWh)	2	2	2	

12-month usage based on most recent history

Mail your payment at least 7 days before the due date or pay instantly at duke-energy.com/billing. Payments for this statement within 90 days from the bill date will avoid a 1.0% late payment charge.

Please return this portion with your payment. Thank you for your business.



Duke Energy Return Mail
PO Box 1090
Charlotte, NC 28201-1090

Account number
9100 9355 5410

\$100.24
by Jun 15

After 90 days from bill date, a late charge will apply.

\$ _____ \$ _____
Add here, to help others with a contribution to Share the Light **Amount enclosed**

ASTURIA COMM DEV DISTRICT
250 INTERNATIONAL PKWY STE 208
LAKE MARY FL 32746-5062

Duke Energy Payment Processing
PO Box 1094
Charlotte, NC 28201-1094

889100935554100006600000000000000001002400000100247



We're here for you

Report an emergency

Electric outage duke-energy.com/outages
800.228.8485

Convenient ways to pay your bill

Online duke-energy.com/billing
Automatically from your bank account duke-energy.com/automatic-draft
Speedpay (fee applies) duke-energy.com/pay-now
800.700.8744
By mail payable to Duke Energy P.O. Box 1094
Charlotte, NC 28201-1094
In person duke-energy.com/location

Help managing your account (not applicable for all customers)

Register for free paperless billing duke-energy.com/paperless
Home duke-energy.com/manage-home
Business duke-energy.com/manage-bus

General questions or concerns

Online duke-energy.com
Home: Mon - Fri (7 a.m. to 7 p.m.) 800.700.8744
Business: Mon - Fri (7 a.m. to 6 p.m.) 877.372.8477
For hearing impaired TDD/TTY 711
International 1.407.629.1010

Call before you dig

Call 800.432.4770 or 811

Check utility rates

Check rates and charges duke-energy.com/rates

Correspond with Duke Energy (not for payment)

P.O. Box 14042
St Petersburg, FL 33733

Important to know

Your next meter reading on or after: Jun 23

Please be sure we can safely access your meter. Don't worry if your digital meter flashes eights from time to time. That's a normal part of the energy measuring process.

Your electric service may be disconnected if your payment is past due

If payment for your electric service is past due, we may begin disconnection procedures. The due date on your bill applies to current charges only. Any unpaid, past due charges are not extended to the new due date and may result in disconnection. The reconnection fee is \$13 between the hours of 7 a.m. and 7 p.m. Monday through Friday and \$14 after 7 p.m. or on the weekends.

Electric service does not depend on payment for other products or services

Non-payment for non-regulated products or services (such as surge protection or equipment service contracts) may result in removal from the program but will not result in disconnection of electric service.

When you pay by check

We may process the payment as a regular check or convert it into a one-time electronic check payment.

Asset Securitization Charge

A charge to recover cost associated with nuclear asset-recovery bonds. Duke Energy Florida is acting as the collection agent for Special Purpose Entity (SPE) until the bonds have been paid in full or legally discharged.

Medical Essential Program

Identifies customers who are dependent on continuously electric-powered medical equipment. The program does not automatically extend electric bill due dates, nor does it provide priority restoration. To learn more or find out if you qualify, call 800.700.8744 or visit duke-energy.com/home/billing/special-assistance/medically-essential.

Special Needs Customers

Florida Statutes offer a program for customers who need special assistance during emergency evacuations and sheltering. Customers with special needs may contact their local emergency management agency for registration and more information.

Para nuestros clientes que hablan Español

Representantes bilingües están disponibles para asistirle de lunes a viernes de 7 a.m. - 7 p.m. Para obtener más información o reportar problemas con su servicio eléctrico, favor de llamar al 800.700.8744.

Your usage snapshot - Continued

Outdoor Lighting		
Billing period Apr 25 - May 23		
Description	Quantity	Usage
Monticello Black TIII 3000K	3	53 kWh
Total	3	53 kWh

Billing details - Lighting

Billing Period - Apr 25 23 to May 23 23	
Customer Charge	\$1.65
Energy Charge	
52.500 kWh @ 4.784c	2.51
Fuel Charge	
52.500 kWh @ 5.270c	2.77
Asset Securitization Charge	
52.500 kWh @ 0.051c	0.03
Fixture Charge	
Monticello Black TIII 3000K	52.47
Maintenance Charge	
Monticello Black TIII 3000K	4.17
Pole Charge	
16 DEC CNCRT W/DEC BS/WSHNGTN	
3 Pole(s) @ \$12.130	36.39
Total Current Charges	\$99.99

Your current rate is Lighting Service Company Owned/Maintained (LS-1).

Billing details - Taxes

Regulatory Assessment Fee	\$0.07
Gross Receipts Tax	0.18
Total Taxes	\$0.25



PASCO COUNTY UTILITIES
 CUSTOMER INFORMATION & SERVICES
 P.O. BOX 2139
 NEW PORT RICHEY, FL 34656-2139

LAND O' LAKES (813) 235-6012
 NEW PORT RICHEY (727) 847-8131
 DADE CITY (352) 521-4285

UtilCustServ@MyPasco.net
 Pay By Phone: 1-855-786-5344

1 0 1
 42-52579

ASTURIA CDD

Service Address: **14450 PROMENADE PARKWAY**

Bill Number: 18492753

Billing Date: 6/2/2023

Billing Period: 4/19/2023 to 5/19/2023

Account #	Customer #
0953310	01341603
Please use the 15-digit number below when making a payment through your bank	
095331001341603	

New Water, Sewer, Reclaim rates, fees, and charges took effect Oct. 1, 2022.
 Please visit bit.ly/pcurates for additional details.

Service	Meter #	Previous		Current		# of Days	Consumption in thousands
		Date	Read	Date	Read		
Reclaim	13548633	4/19/2023	40902	5/19/2023	41165	30	263

Usage History
 Water

May 2023	263
April 2023	165
March 2023	137
February 2023	70
January 2023	417
December 2022	411
November 2022	328
October 2022	194
September 2022	284
August 2022	269
July 2022	2881
June 2022	355

Transactions

Previous Bill	123.75
Payment 05/19/23	-123.75 CR
Balance Forward	0.00
Current Transactions	
Reclaimed	
Reclaimed	263 Thousand Gals X \$0.75
197.25	
Total Current Transactions	197.25
TOTAL BALANCE DUE	\$197.25

Annual Water Quality Report: The 2022 Consumer Confidence Report is available online at bit.ly/PascoRegionalCCR. To request a paper copy, please call (813) 929-2733.

Please return this portion with payment



TO PAY ONLINE, VISIT pascoeasy pay.pascocountyfl.net

Check this box if entering change of mailing address on back.

Account # 0953310
 Customer # 01341603
 Balance Forward 0.00
 Current Transactions 197.25

Total Balance Due	\$197.25
Due Date	6/19/2023

10% late fee will be applied if paid after due date

The Total Due will be electronically transferred on 06/19/2023.

ASTURIA CDD
 250 INTERNATIONAL PARKWAY SUITE 280
 LAKE MARY FL 32746

PASCO COUNTY UTILITIES
 CUSTOMER INFORMATION & SERVICES
 P.O. BOX 2139
 NEW PORT RICHEY, FL 34656-2139



PASCO COUNTY UTILITIES
 CUSTOMER INFORMATION & SERVICES
 P.O. BOX 2139
 NEW PORT RICHEY, FL 34656-2139

LAND O' LAKES (813) 235-6012
 NEW PORT RICHEY (727) 847-8131
 DADE CITY (352) 521-4285

UtilCustServ@MyPasco.net
 Pay By Phone: 1-855-786-5344

1 0 1
 42-52579

ASTURIA CDD
 Service Address: **14859 CARAVAN AVENUE**
 Bill Number: 18492749
 Billing Date: 6/2/2023
 Billing Period: 4/19/2023 to 5/19/2023

Account #	Customer #
0953305	01341603
Please use the 15-digit number below when making a payment through your bank	
095330501341603	

New Water, Sewer, Reclaim rates, fees, and charges took effect Oct. 1, 2022.
 Please visit bit.ly/pcurates for additional details.

Service	Meter #	Previous		Current		# of Days	Consumption in thousands
		Date	Read	Date	Read		
Reclaim	15450201	4/19/2023	10468	5/19/2023	10494	30	26

Usage History		Transactions	
Month	Usage	Description	Amount
May 2023	26	Previous Bill	15.00
April 2023	20	Payment 05/19/23	-15.00 CR
March 2023	18	Balance Forward	0.00
February 2023	5	Current Transactions	
January 2023	16	Reclaimed	
December 2022	12	Reclaimed	26 Thousand Gals X \$0.75
November 2022	15	Total Current Transactions	19.50
October 2022	4	TOTAL BALANCE DUE	\$19.50
September 2022	31		
August 2022	15		
July 2022	24		
June 2022	34		

Annual Water Quality Report: The 2022 Consumer Confidence Report is available online at bit.ly/PascoRegionalCCR. To request a paper copy, please call (813) 929-2733.

Please return this portion with payment



TO PAY ONLINE, VISIT pascoeasy pay.pascocountyfl.net

Check this box if entering change of mailing address on back.

Account # 0953305
 Customer # 01341603
 Balance Forward 0.00
 Current Transactions 19.50

Total Balance Due	\$19.50
Due Date	6/19/2023

10% late fee will be applied if paid after due date

The Total Due will be electronically transferred on 06/19/2023.

ASTURIA CDD
 250 INTERNATIONAL PARKWAY SUITE 280
 LAKE MARY FL 32746

PASCO COUNTY UTILITIES
 CUSTOMER INFORMATION & SERVICES
 P.O. BOX 2139
 NEW PORT RICHEY, FL 34656-2139



PASCO COUNTY UTILITIES
 CUSTOMER INFORMATION & SERVICES
 P.O. BOX 2139
 NEW PORT RICHEY, FL 34656-2139

LAND O' LAKES (813) 235-6012
 NEW PORT RICHEY (727) 847-8131
 DADE CITY (352) 521-4285

UtilCustServ@MyPasco.net
 Pay By Phone: 1-855-786-5344

1 0 1
 42-52579

ASTURIA CDD

Service Address: **14400 TRAILS EDGE BOULEVARD**

Bill Number: 18492761

Billing Date: 6/2/2023

Billing Period: 4/19/2023 to 5/19/2023

Account #	Customer #
0953330	01341603
Please use the 15-digit number below when making a payment through your bank	
095333001341603	

New Water, Sewer, Reclaim rates, fees, and charges took effect Oct. 1, 2022.
 Please visit bit.ly/pcurates for additional details.

Service	Meter #	Previous		Current		# of Days	Consumption in thousands
		Date	Read	Date	Read		
Reclaim	15450200	4/19/2023	3158	5/19/2023	3198	30	40

Usage History		Transactions	
Water			
May 2023	40	Previous Bill	24.75
April 2023	33	Payment 05/19/23	-24.75 CR
March 2023	29	Balance Forward	0.00
February 2023	28	Current Transactions	
January 2023	7	Reclaimed	
December 2022	0	Reclaimed	40 Thousand Gals X \$0.75 30.00
November 2022	0	Total Current Transactions	30.00
October 2022	9	TOTAL BALANCE DUE	\$30.00
September 2022	53		
August 2022	50		
July 2022	49		
June 2022	49		

Annual Water Quality Report: The 2022 Consumer Confidence Report is available online at bit.ly/PascoRegionalCCR. To request a paper copy, please call (813) 929-2733.

Please return this portion with payment



TO PAY ONLINE, VISIT pascoeasy pay.pascocountyfl.net

Check this box if entering change of mailing address on back.

Account #	0953330
Customer #	01341603
Balance Forward	0.00
Current Transactions	30.00
Total Balance Due	\$30.00
Due Date	6/19/2023

10% late fee will be applied if paid after due date

The Total Due will be electronically transferred on 06/19/2023.

ASTURIA CDD
 250 INTERNATIONAL PARKWAY SUITE 280
 LAKE MARY FL 32746

PASCO COUNTY UTILITIES
 CUSTOMER INFORMATION & SERVICES
 P.O. BOX 2139
 NEW PORT RICHEY, FL 34656-2139



PASCO COUNTY UTILITIES
 CUSTOMER INFORMATION & SERVICES
 P.O. BOX 2139
 NEW PORT RICHEY, FL 34656-2139

LAND O' LAKES (813) 235-6012
 NEW PORT RICHEY (727) 847-8131
 DADE CITY (352) 521-4285

UtiliCustServ@MyPasco.net
 Pay By Phone: 1-855-786-5344

1 0 1
 42-52579

ASTURIA CDD

Service Address: **14700 TRAILS EDGE BOULEVARD**

Bill Number: 18492755

Billing Date: 6/2/2023

Billing Period: 4/19/2023 to 5/19/2023

Account #	Customer #
0953320	01341603
Please use the 15-digit number below when making a payment through your bank	
095332001341603	

New Water, Sewer, Reclaim rates, fees, and charges took effect Oct. 1, 2022.
 Please visit bit.ly/pcurates for additional details.

Service	Meter #	Previous		Current		# of Days	Consumption in thousands
		Date	Read	Date	Read		
Reclaim	12216402	4/19/2023	3691	5/19/2023	3796	30	105

Usage History		Transactions	
Month	Usage	Description	Amount
May 2023	105	Previous Bill	23.25
April 2023	31	Payment 05/19/23	-23.25 CR
March 2023	33	Balance Forward	0.00
February 2023	30	Current Transactions	
January 2023	39	Reclaimed	
December 2022	32	Reclaimed	105 Thousand Gals X \$0.75 = 78.75
November 2022	32	Total Current Transactions	78.75
October 2022	4	TOTAL BALANCE DUE	\$78.75
September 2022	43		
August 2022	43		
July 2022	42		
June 2022	40		

Annual Water Quality Report: The 2022 Consumer Confidence Report is available online at bit.ly/PascoRegionalCCR. To request a paper copy, please call (813) 929-2733.

Please return this portion with payment



TO PAY ONLINE, VISIT pascoeasympay.pascocountyfl.net

Check this box if entering change of mailing address on back.

Account # 0953320
 Customer # 01341603
 Balance Forward 0.00
 Current Transactions 78.75

Total Balance Due	\$78.75
Due Date	6/19/2023

10% late fee will be applied if paid after due date

The Total Due will be electronically transferred on 06/19/2023.

ASTURIA CDD
 250 INTERNATIONAL PARKWAY SUITE 280
 LAKE MARY FL 32746

PASCO COUNTY UTILITIES
 CUSTOMER INFORMATION & SERVICES
 P.O. BOX 2139
 NEW PORT RICHEY, FL 34656-2139



PASCO COUNTY UTILITIES
 CUSTOMER INFORMATION & SERVICES
 P.O. BOX 2139
 NEW PORT RICHEY, FL 34656-2139

LAND O' LAKES (813) 235-6012
 NEW PORT RICHEY (727) 847-8131
 DADE CITY (352) 521-4285

UtilCustServ@MyPasco.net
 Pay By Phone: 1-855-786-5344

1 0 1
 42-52579

ASTURIA CDD
 Service Address: **2830 LONG BOW WAY**
 Bill Number: 18492754
 Billing Date: 6/2/2023
 Billing Period: 4/19/2023 to 5/19/2023

Account #	Customer #
0953325	01341603
Please use the 15-digit number below when making a payment through your bank	
095332501341603	

New Water, Sewer, Reclaim rates, fees, and charges took effect Oct. 1, 2022.
 Please visit bit.ly/pcrates for additional details.

Service	Meter #	Previous		Current		# of Days	Consumption in thousands
		Date	Read	Date	Read		
Reclaim	15084620	4/19/2023	8510	5/19/2023	8550	30	40

Usage History
 Water

May 2023	40
April 2023	47
March 2023	59
February 2023	46
January 2023	26
December 2022	40
November 2022	49
October 2022	38
September 2022	63
August 2022	141
July 2022	188
June 2022	134

Transactions

Previous Bill	35.25
Payment 05/19/23	-35.25 CR
Balance Forward	0.00
Current Transactions	
Reclaimed	
Reclaimed	40 Thousand Gals X \$0.75
	30.00
Total Current Transactions	30.00
TOTAL BALANCE DUE	\$30.00

Annual Water Quality Report: The 2022 Consumer Confidence Report is available online at bit.ly/PascoRegionalCCR. To request a paper copy, please call (813) 929-2733.



Please return this portion with payment

TO PAY ONLINE, VISIT pascoasypay.pascocountyfl.net

Check this box if entering change of mailing address on back.

Account # 0953325
 Customer # 01341603
 Balance Forward 0.00
 Current Transactions 30.00

Total Balance Due	\$30.00
Due Date	6/19/2023

10% late fee will be applied if paid after due date

The Total Due will be electronically transferred on 06/19/2023.

ASTURIA CDD
 250 INTERNATIONAL PARKWAY SUITE 280
 LAKE MARY FL 32746

PASCO COUNTY UTILITIES
 CUSTOMER INFORMATION & SERVICES
 P.O. BOX 2139
 NEW PORT RICHEY, FL 34656-2139



PASCO COUNTY UTILITIES
 CUSTOMER INFORMATION & SERVICES
 P.O. BOX 2139
 NEW PORT RICHEY, FL 34656-2139

LAND O' LAKES (813) 235-6012
 NEW PORT RICHEY (727) 847-8131
 DADE CITY (352) 521-4285

UtilCustServ@MyPasco.net
 Pay By Phone: 1-855-786-5344

1 0 1
 42-52579

ASTURIA CDD

Service Address: **0 PROMENADE PARKWAY**

Bill Number: 18493454

Billing Date: 6/2/2023

Billing Period: 4/19/2023 to 5/19/2023

Account #	Customer #
0966695	01341603
Please use the 15-digit number below when making a payment through your bank	
096669501341603	

New Water, Sewer, Reclaim rates, fees, and charges took effect Oct. 1, 2022.
 Please visit bit.ly/pcurates for additional details.

Service	Meter #	Previous		Current		# of Days	Consumption in thousands
		Date	Read	Date	Read		
Reclaim	15057039	4/19/2023	22759	5/19/2023	23115	30	356

Usage History

Transactions

Usage History		Transactions	
Month	Usage	Description	Amount
May 2023	356	Previous Bill	3.00
April 2023	4	Payment 05/19/23	-3.00 CR
March 2023	506	Balance Forward	0.00
February 2023	299	Current Transactions	
January 2023	134	Reclaimed	
December 2022	282	Reclaimed	356 Thousand Gals X \$0.75 = 267.00
November 2022	277	Total Current Transactions	267.00
October 2022	129	TOTAL BALANCE DUE	\$267.00
September 2022	242		
August 2022	181		
July 2022	281		
June 2022	330		

Please return this portion with payment



TO PAY ONLINE, VISIT pascoeasypay.pascocountyfl.net

Check this box if entering change of mailing address on back.

Account # 0966695
 Customer # 01341603
 Balance Forward 0.00
 Current Transactions 267.00

Total Balance Due	\$267.00
Due Date	6/19/2023

10% late fee will be applied if paid after due date

The Total Due will be electronically transferred on 06/19/2023.

ASTURIA CDD
 250 INTERNATIONAL PARKWAY SUITE 280
 LAKE MARY FL 32746

PASCO COUNTY UTILITIES
 CUSTOMER INFORMATION & SERVICES
 P.O. BOX 2139
 NEW PORT RICHEY, FL 34656-2139



PASCO COUNTY UTILITIES
 CUSTOMER INFORMATION & SERVICES
 P.O. BOX 2139
 NEW PORT RICHEY, FL 34656-2139

LAND O' LAKES (813) 235-6012
 NEW PORT RICHEY (727) 847-8131
 DADE CITY (352) 521-4285

UtilCustServ@MyPasco.net
 Pay By Phone: 1-855-786-5344

1 0 1
 42-52579

ASTURIA CDD
 Service Address: **15233 RENAISSANCE AVENUE**
 Bill Number: 18499691
 Billing Date: 6/2/2023
 Billing Period: 4/19/2023 to 5/19/2023

Account #	Customer #
1031105	01341603
Please use the 15-digit number below when making a payment through your bank	
103110501341603	

New Water, Sewer, Reclaim rates, fees, and charges took effect Oct. 1, 2022.
 Please visit bit.ly/pcurates for additional details.


Service	Meter #	Previous		Current		# of Days	Consumption in thousands
		Date	Read	Date	Read		
Reclaim	190101977	4/19/2023	1055	5/19/2023	1069	30	14

Usage History	
Water	
May 2023	14
April 2023	12
March 2023	12
February 2023	16
January 2023	15
December 2022	14
November 2022	10
October 2022	8
September 2022	35
August 2022	34
July 2022	29
June 2022	33

Transactions	
Previous Bill	9.00
Payment 05/19/23	-9.00 CR
Balance Forward	0.00
Current Transactions	
Reclaimed	
Reclaimed	14 Thousand Gals X \$0.75
Total Current Transactions	10.50
TOTAL BALANCE DUE	\$10.50

Annual Water Quality Report: The 2022 Consumer Confidence Report is available online at bit.ly/PascoRegionalCCR. To request a paper copy, please call (813) 929-2733.

Please return this portion with payment



TO PAY ONLINE, VISIT pascoeasympay.pascocountyfl.net

Check this box if entering change of mailing address on back.

Account # 1031105
 Customer # 01341603
 Balance Forward 0.00
 Current Transactions 10.50

Total Balance Due	\$10.50
Due Date	6/19/2023

10% late fee will be applied if paid after due date

The Total Due will be electronically transferred on 06/19/2023.

ASTURIA CDD
 250 INTERNATIONAL PARKWAY SUITE 280
 LAKE MARY FL 32746

PASCO COUNTY UTILITIES
 CUSTOMER INFORMATION & SERVICES
 P.O. BOX 2139
 NEW PORT RICHEY, FL 34656-2139



PASCO COUNTY UTILITIES
 CUSTOMER INFORMATION & SERVICES
 P.O. BOX 2139
 NEW PORT RICHEY, FL 34656-2139

LAND O' LAKES (813) 235-6012
 NEW PORT RICHEY (727) 847-8131
 DADE CITY (352) 521-4285

UtilCustServ@MyPasco.net
 Pay By Phone: 1-855-786-5344

1 0 1
 42-52579

ASTURIA CDD
 Service Address: **15246 CARAVAN AVENUE**
 Bill Number: 18499708
 Billing Date: 6/2/2023
 Billing Period: 4/19/2023 to 5/19/2023

Account #	Customer #
1031115	01341603
Please use the 15-digit number below when making a payment through your bank	
103111501341603	

New Water, Sewer, Reclaim rates, fees, and charges took effect Oct. 1, 2022.
 Please visit bit.ly/pcurates for additional details.

Service	Meter #	Previous		Current		# of Days	Consumption in thousands
		Date	Read	Date	Read		
Reclaim	190101974	4/19/2023	3617	5/19/2023	3685	30	68

Usage History		
Month	Consumption	Read
May 2023	68	
April 2023	56	
March 2023	74	
February 2023	47	
January 2023	35	
December 2022	108	
November 2022	102	
October 2022	52	
September 2022	131	
August 2022	114	
July 2022	78	
June 2022	0	

Transactions		
Description	Amount	CR
Previous Bill	42.00	
Payment 05/19/23	-42.00	CR
Balance Forward	0.00	
Current Transactions		
Reclaimed		
Reclaimed	68 Thousand Gals X \$0.75	51.00
Total Current Transactions		51.00
TOTAL BALANCE DUE		\$51.00

Annual Water Quality Report: The 2022 Consumer Confidence Report is available online at bit.ly/PascoRegionalCCR. To request a paper copy, please call (813) 929-2733.



Please return this portion with payment

TO PAY ONLINE, VISIT pascoeasy pay.pascocountyfl.net

Check this box if entering change of mailing address on back.

Account # 1031115
 Customer # 01341603
 Balance Forward 0.00
 Current Transactions 51.00

Total Balance Due	\$51.00
Due Date	6/19/2023

10% late fee will be applied if paid after due date

The Total Due will be electronically transferred on 06/19/2023.

ASTURIA CDD
 250 INTERNATIONAL PARKWAY SUITE 280
 LAKE MARY FL 32746

PASCO COUNTY UTILITIES
 CUSTOMER INFORMATION & SERVICES
 P.O. BOX 2139
 NEW PORT RICHEY, FL 34656-2139



PASCO COUNTY UTILITIES
 CUSTOMER INFORMATION & SERVICES
 P.O. BOX 2139
 NEW PORT RICHEY, FL 34656-2139

LAND O' LAKES (813) 235-6012
 NEW PORT RICHEY (727) 847-8131
 DADE CITY (352) 521-4285

UtilCustServ@MyPasco.net
 Pay By Phone: 1-855-786-5344

1 0 1
 42-52579

ASTURIA CDD

Service Address: **15050 CARAVAN AVENUE**

Bill Number: 18499713

Billing Date: 6/2/2023

Billing Period: 4/19/2023 to 5/19/2023

Account #	Customer #
1031120	01341603
Please use the 15-digit number below when making a payment through your bank	
103112001341603	

New Water, Sewer, Reclaim rates, fees, and charges took effect Oct. 1, 2022.
 Please visit bit.ly/pcurates for additional details.

Service	Meter #	Previous		Current		# of Days	Consumption in thousands
		Date	Read	Date	Read		
Reclaim	190101972	4/19/2023	4517	5/19/2023	4632	30	115

Usage History			Transactions		
Water					
May 2023	115		Previous Bill		75.00
April 2023	100		Payment 05/19/23		-75.00 CR
March 2023	85		Balance Forward		0.00
February 2023	0		Current Transactions		
January 2023	0		Reclaimed		
December 2022	126		Reclaimed	115 Thousand Gals X \$0.75	86.25
November 2022	19		Total Current Transactions		86.25
October 2022	1		TOTAL BALANCE DUE		\$86.25
September 2022	87				
August 2022	88				
July 2022	126				
June 2022	74				

Annual Water Quality Report: The 2022 Consumer Confidence Report is available online at bit.ly/PascoRegionalCCR. To request a paper copy, please call (813) 929-2733.

Please return this portion with payment



TO PAY ONLINE, VISIT pascoeasy pay.pascocountyfl.net

Check this box if entering change of mailing address on back.

Account # 1031120
 Customer # 01341603
 Balance Forward 0.00
 Current Transactions 86.25

Total Balance Due	\$86.25
Due Date	6/19/2023

10% late fee will be applied if paid after due date

The Total Due will be electronically transferred on 06/19/2023.

ASTURIA CDD
 250 INTERNATIONAL PARKWAY SUITE 280
 LAKE MARY FL 32746

PASCO COUNTY UTILITIES
 CUSTOMER INFORMATION & SERVICES
 P.O. BOX 2139
 NEW PORT RICHEY, FL 34656-2139



PASCO COUNTY UTILITIES
 CUSTOMER INFORMATION & SERVICES
 P.O. BOX 2139
 NEW PORT RICHEY, FL 34656-2139

LAND O' LAKES (813) 235-6012
 NEW PORT RICHEY (727) 847-8131
 DADE CITY (352) 521-4285

UtilCustServ@MyPasco.net
 Pay By Phone: 1-855-786-5344

1 0 1
 42-52579

ASTURIA CDD

Service Address: **15381 AVILES PARKWAY**

Bill Number: 18494327

Billing Date: 6/2/2023

Billing Period: 4/19/2023 to 5/19/2023

Account #	Customer #
0989015	01341603
Please use the 15-digit number below when making a payment through your bank	
098901501341603	

New Water, Sewer, Reclaim rates, fees, and charges took effect Oct. 1, 2022.
 Please visit bit.ly/pcurates for additional details.

Service	Meter #	Previous		Current		# of Days	Consumption in thousands
		Date	Read	Date	Read		
Reclaim	17705152	4/19/2023	1311	5/19/2023	1329	30	18

Usage History

Water

May 2023	18
April 2023	14
March 2023	14
February 2023	19
January 2023	13
December 2022	13
November 2022	12
October 2022	4
September 2022	18
August 2022	21
July 2022	17
June 2022	9

Transactions

Previous Bill	10.50
Payment 05/19/23	-10.50 CR
Balance Forward	0.00
Current Transactions	
Reclaimed	
Reclaimed	18 Thousand Gals X \$0.75
	13.50
Total Current Transactions	13.50
TOTAL BALANCE DUE	\$13.50

Annual Water Quality Report: The 2022 Consumer Confidence Report is available online at bit.ly/PascoRegionalCCR. To request a paper copy, please call (813) 929-2733.

Please return this portion with payment



TO PAY ONLINE, VISIT pascoeasympay.pascocountyfl.net

Check this box if entering change of mailing address on back.

Account # 0989015
 Customer # 01341603
 Balance Forward 0.00
 Current Transactions 13.50

Total Balance Due	\$13.50
Due Date	6/19/2023

10% late fee will be applied if paid after due date

The Total Due will be electronically transferred on 06/19/2023.

ASTURIA CDD
 250 INTERNATIONAL PARKWAY SUITE 280
 LAKE MARY FL 32746

PASCO COUNTY UTILITIES
 CUSTOMER INFORMATION & SERVICES
 P.O. BOX 2139
 NEW PORT RICHEY, FL 34656-2139



PASCO COUNTY UTILITIES
 CUSTOMER INFORMATION & SERVICES
 P.O. BOX 2139
 NEW PORT RICHEY, FL 34656-2139

LAND O' LAKES (813) 235-6012
 NEW PORT RICHEY (727) 847-8131
 DADE CITY (352) 521-4285

UtilCustServ@MyPasco.net
 Pay By Phone: 1-855-786-5344

1 0 1
 42-52579

ASTURIA CDD

Service Address: **14577 PROMENADE PARKWAY**

Bill Number: 18492981

Billing Date: 6/2/2023

Billing Period: 4/19/2023 to 5/19/2023

Account #	Customer #
0956645	01341603
Please use the 15-digit number below when making a payment through your bank	
095664501341603	

New Water, Sewer, Reclaim rates, fees, and charges took effect Oct. 1, 2022.
 Please visit bit.ly/pcurates for additional details.

Service	Meter #	Previous		Current		# of Days	Consumption in thousands
		Date	Read	Date	Read		
Reclaim	15057044	4/19/2023	5413	5/19/2023	5451	30	38

Usage History

Water

May 2023	38
April 2023	22
March 2023	31
February 2023	17
January 2023	51
December 2022	70
November 2022	58
October 2022	30
September 2022	59
August 2022	37
July 2022	51
June 2022	45

Transactions

Previous Bill	16.50
Payment 05/19/23	-16.50 CR
Balance Forward	0.00
Current Transactions	
Reclaimed	
Reclaimed	38 Thousand Gals X \$0.75
	28.50
Total Current Transactions	28.50
TOTAL BALANCE DUE	\$28.50

Annual Water Quality Report: The 2022 Consumer Confidence Report is available online at bit.ly/PascoRegionalCCR. To request a paper copy, please call (813) 929-2733.

Please return this portion with payment



TO PAY ONLINE, VISIT pascoeasy pay.pascocountyfl.net

Check this box if entering change of mailing address on back.

Account #	0956645
Customer #	01341603
Balance Forward	0.00
Current Transactions	28.50

Total Balance Due	\$28.50
Due Date	6/19/2023

10% late fee will be applied if paid after due date

The Total Due will be electronically transferred on 06/19/2023.

ASTURIA CDD
 250 INTERNATIONAL PARKWAY SUITE 280
 LAKE MARY FL 32746

PASCO COUNTY UTILITIES
 CUSTOMER INFORMATION & SERVICES
 P.O. BOX 2139
 NEW PORT RICHEY, FL 34656-2139



PASCO COUNTY UTILITIES
 CUSTOMER INFORMATION & SERVICES
 P.O. BOX 2139
 NEW PORT RICHEY, FL 34656-2139

LAND O' LAKES (813) 235-6012
 NEW PORT RICHEY (727) 847-8131
 DADE CITY (352) 521-4285

UtilCustServ@MyPasco.net
 Pay By Phone: 1-855-786-5344

1 0 1
 42-52579

ASTURIA CDD

Service Address: **14575 PROMENADE PARKWAY**

Bill Number: 18492982

Billing Date: 6/2/2023

Billing Period: 4/19/2023 to 5/19/2023

Account #	Customer #
0956650	01341603
Please use the 15-digit number below when making a payment through your bank	
095665001341603	

New Water, Sewer, Reclaim rates, fees, and charges took effect Oct. 1, 2022.
 Please visit bit.ly/pcurates for additional details.

Service	Meter #	Previous		Current		# of Days	Consumption in thousands
		Date	Read	Date	Read		
Water	13595266	4/19/2023	23667	5/19/2023	23780	30	113

Usage History

Month	Usage
May 2023	113
April 2023	111
March 2023	126
February 2023	67
January 2023	124
December 2022	128
November 2022	107
October 2022	51
September 2022	76
August 2022	64
July 2022	194
June 2022	114

Transactions

Previous Bill	1,338.62
Payment 05/19/23	-1,338.62 CR
Balance Forward	0.00
Current Transactions	
Water	
Water Base Charge	59.87
Water Tier 1	40.0 Thousand Gals X \$2.04 81.60
Water Tier 2	40.0 Thousand Gals X \$3.24 129.60
Water Tier 3	33.0 Thousand Gals X \$6.49 214.17
Sewer	
Sewer Base Charge	147.08
Sewer Charges	113.0 Thousand Gals X \$6.48 732.24
Total Current Transactions	1,364.56

TOTAL BALANCE DUE \$1,364.56

Annual Water Quality Report: The 2022 Consumer Confidence Report is available online at bit.ly/PascoRegionalCCR. To request a paper copy, please call (813) 929-2733.

Please return this portion with payment



TO PAY ONLINE, VISIT pascoeasy pay.pascocountyfl.net

Check this box if entering change of mailing address on back.

Account # 0956650
 Customer # 01341603
 Balance Forward 0.00
 Current Transactions 1,364.56

Total Balance Due	\$1,364.56
Due Date	6/19/2023

10% late fee will be applied if paid after due date

The Total Due will be electronically transferred on 06/19/2023.

ASTURIA CDD
 250 INTERNATIONAL PARKWAY SUITE 280
 LAKE MARY FL 32746

PASCO COUNTY UTILITIES
 CUSTOMER INFORMATION & SERVICES
 P.O. BOX 2139
 NEW PORT RICHEY, FL 34656-2139



PASCO COUNTY UTILITIES
 CUSTOMER INFORMATION & SERVICES
 P.O. BOX 2139
 NEW PORT RICHEY, FL 34656-2139

LAND O' LAKES (813) 235-6012
 NEW PORT RICHEY (727) 847-8131
 DADE CITY (352) 521-4285

UtilCustServ@MyPasco.net
 Pay By Phone: 1-855-786-5344

1 0 1
 42-52579

ASTURIA CDD
 Service Address: **15121 AVILES PARKWAY**
 Bill Number: 18494331
 Billing Date: 6/2/2023
 Billing Period: 4/19/2023 to 5/19/2023

Account #	Customer #
0989025	01341603
Please use the 15-digit number below when making a payment through your bank	
098902501341603	

New Water, Sewer, Reclaim rates, fees, and charges took effect Oct. 1, 2022.
 Please visit bit.ly/pcurates for additional details.

Service	Meter #	Previous		Current		# of Days	Consumption in thousands
		Date	Read	Date	Read		
Reclaim	17705149	4/19/2023	879	5/19/2023	887	30	8

Usage History

Month	Usage
May 2023	8
April 2023	7
March 2023	9
February 2023	8
January 2023	9
December 2022	12
November 2022	4
October 2022	1
September 2022	10
August 2022	20
July 2022	8
June 2022	9

Transactions

Previous Bill	5.25
Payment 05/19/23	-5.25 CR
Balance Forward	0.00
Current Transactions	
Reclaimed	
Reclaimed	8 Thousand Gals X \$0.75
Total Current Transactions	6.00
TOTAL BALANCE DUE	\$6.00

Annual Water Quality Report: The 2022 Consumer Confidence Report is available online at bit.ly/PascoRegionalCCR. To request a paper copy, please call (813) 929-2733.

Please return this portion with payment



TO PAY ONLINE, VISIT pascoeasyway.pascocountyfl.net

Check this box if entering change of mailing address on back.

Account # 0989025
 Customer # 01341603
 Balance Forward 0.00
 Current Transactions 6.00

Total Balance Due	\$6.00
Due Date	6/19/2023

10% late fee will be applied if paid after due date

The Total Due will be electronically transferred on 06/19/2023.

ASTURIA CDD
 250 INTERNATIONAL PARKWAY SUITE 280
 LAKE MARY FL 32746

PASCO COUNTY UTILITIES
 CUSTOMER INFORMATION & SERVICES
 P.O. BOX 2139
 NEW PORT RICHEY, FL 34656-2139



duke-energy.com
877.372.8477

Your Energy Bill

Service address Bill date Jun 5, 2023
ASTURIA COMM DEV DISTRICT For service Apr 26 - May 24
15165 STATE ROAD 54 29 days
MONUMENT

Account number **9100 8841 5282**

Billing summary

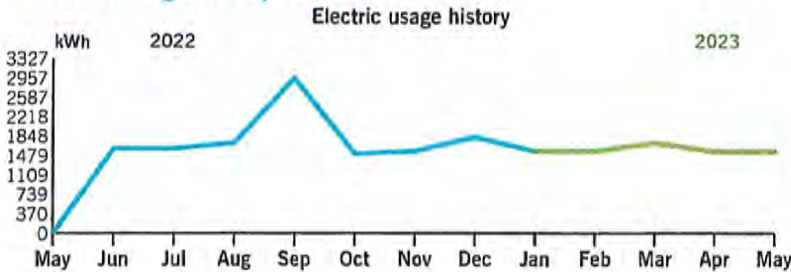
Previous Amount Due	\$273.36
Payment Received May 25	-273.36
Current Electric Charges	266.34
Taxes	7.02
Total Amount Due Jun 26	\$273.36



Thank you for your payment.

To help us repair malfunctioning streetlights, quickly: 1. Visit duke-energy.com/lightrepair. 2. Provide us with the light's location and your contact information. 3. Specific addresses, landmarks and directions work best.

Your usage snapshot



Average temperature in degrees

80° 83° 84° 84° 81° 74° 71° 64° 64° 69° 71° 76° 78°

	Current Month	May 2022	12-Month Usage	Avg Monthly Usage
Electric (kWh)	1,559	0	20,772	1,731
Avg. Daily (kWh)	54	0	54	

12-month usage based on most recent history

RECEIVED JUN 08 2023

Mail your payment at least 7 days before the due date or pay instantly at duke-energy.com/billing. Payments for this statement within 90 days from the bill date will avoid a 1.0% late payment charge.

Please return this portion with your payment. Thank you for your business.



Duke Energy Return Mail
PO Box 1090
Charlotte, NC 28201-1090

Account number
9100 8841 5282

\$273.36
by Jun 26

After 90 days from bill date, a late charge will apply.

\$ _____ \$ _____
Add here, to help others with a contribution to Share the Light **Amount enclosed**



Duke Energy Payment Processing
PO Box 1094
Charlotte, NC 28201-1094

033289 000001584



ASTURIA COMM DEV DISTRICT
250 INTERNATIONAL PKWY STE 208
LAKE MARY FL 32746-5062

8891008841528200066000000000000000002733600000273360



Your usage snapshot - Continued

Current electric usage for meter number 2778179	
Estimated reading on May 24	47936
Estimated previous reading on Apr 26	- 46377
<hr/>	
Energy Used	1,559 kWh
Billed kWh	1,559.000 kWh

Your bill this month includes estimated usage due to a meter communication issue and may be adjusted once the actual usage is obtained from the meter. If you have any questions regarding the estimated usage or resolution, or to obtain an actual meter reading, please call us at 877.372.8477 during the hours of 7 a.m. - 6 p.m. Monday through Friday.

Billing details - Electric

Billing Period - Apr 26 23 to May 24 23	
Meter - 2778179	
Customer Charge	\$15.55
Energy Charge	
1,559.000 kWh @ 10.278c	160.23
Fuel Charge	
1,559.000 kWh @ 5.630c	87.77
Asset Securitization Charge	
1,559.000 kWh @ 0.179c	2.79
<hr/>	
Total Current Charges	\$266.34

Your current rate is General Service Non-Demand Sec (GS-1).

Billing details - Taxes

Regulatory Assessment Fee	\$0.19
Gross Receipts Tax	6.83
<hr/>	
Total Taxes	\$7.02



COASTAL WASTE & RECYCLING - SW
 1840 NW 33RD ST
 POMPANO BEACH, FL 33064
 Clearwater Office: 727-561-0360
 Ft. Myers Office: 954-947-4000
 Orlando Office: 407-905-9200
 Sarasota Office: 941-922-3417



INVOICE

Invoice SW0000274963
 Page Page 1 of 1
 Date 03/01/2023
 Customer 13436
 Site 0
 PO Number
 Due Date 03/26/2023

Bill To: **ASTURIA PROPERTY CDD**
210 N. UNIVERSITY DR
INFRAMARK SUITE 702
CORAL SPRINGS, FL 33071

DATE	DESCRIPTION	REFERENCE	RATE	QTY.	AMOUNT
	(0001) ASTURIA PROPERTY CDD 14835 CARAVAN AVE, ODESSA FL				
	Serv #001 FEL MSW 1 - 4YD 1x Week				
01 - Mar	MONTHLY - WASTE COLLECTION (Mar 01/23 - Mar 31/23)		\$59.00	1.00	\$59.00
01 - Mar	ADMIN FEE - MONTHLY (Mar 01/23 - Mar 31/23)		\$3.95	1.00	\$3.95
01 - Mar	FUEL SURCHARGE				\$2.42
	SITE TOTAL				\$65.37

Account Status A surcharge of 5% on initial balance plus 2% per month will be charged on accounts 30 days overdue.

INVOICE TOTAL	\$65.37
----------------------	----------------

Invoice SW0000274963
 Page Page 1 of 1
 Date 03/01/2023
 Customer 13436
 Site 0
 PO Number
 Due Date 03/26/2023

Please return this portion with payment to:
Coastal Waste & Recycling
 PO Box 25756
 Miami FL 33102-5756
 www.coastalwasteinc.com

AMOUNT REMITTED

0025756SW0134360000SW000027496300000142122

COASTAL WASTE & RECYCLING - SW
 1840 NW 33RD ST
 POMPANO BEACH, FL 33064
 Clearwater Office: 727-561-0360
 Ft. Myers Office: 954-947-4000
 Orlando Office: 407-905-9200
 Sarasota Office: 941-922-3417



INVOICE

Invoice SW0000294072
Page Page 1 of 1
Date 04/01/2023
Customer 13436
Site 0
PO Number
Due Date 04/26/2023

Bill To: **ASTURIA PROPERTY CDD**
210 N. UNIVERSITY DR
INFRAMARK SUITE 702
CORAL SPRINGS, FL 33071

DATE	DESCRIPTION	REFERENCE	RATE	QTY.	AMOUNT
	(0001) ASTURIA PROPERTY CDD 14835 CARAVAN AVE, ODESSA FL				
	Serv #001 FEL MSW 1 - 4YD 1x Week				
01 - Apr	MONTHLY - WASTE COLLECTION (Apr 01/23 - Apr 30/23)		\$59.00	1.00	\$59.00
01 - Apr	ADMIN FEE - MONTHLY (Apr 01/23 - Apr 30/23)		\$3.95	1.00	\$3.95
01 - Apr	FUEL SURCHARGE				\$2.42
	SITE TOTAL				\$65.37

Account Status A surcharge of 5% on initial balance plus 2% per month will be charged on accounts 30 days overdue.

INVOICE TOTAL	\$65.37
----------------------	----------------

Invoice SW0000294072
Page Page 1 of 1
Date 04/01/2023
Customer 13436
Site 0
PO Number
Due Date 04/26/2023

Please return this portion with payment to:
Coastal Waste & Recycling
 PO Box 25756
 Miami FL 33102-5756
 www.coastalwasteinc.com

AMOUNT REMITTED

0025756SW0134360000SW000029407200000207497

COASTAL WASTE & RECYCLING - SW
 1840 NW 33RD ST
 POMPANO BEACH, FL 33064
 Clearwater Office: 727-561-0360
 Ft. Myers Office: 954-947-4000
 Orlando Office: 407-905-9200
 Sarasota Office: 941-922-3417



INVOICE

Invoice SW0000316022
Page Page 1 of 1
Date 05/01/2023
Customer 13436
Site 0
PO Number
Due Date 05/26/2023

Bill To: **ASTURIA PROPERTY CDD**
210 N. UNIVERSITY DR
INFRAMARK SUITE 702
CORAL SPRINGS, FL 33071

DATE	DESCRIPTION	REFERENCE	RATE	QTY.	AMOUNT
	(0001) ASTURIA PROPERTY CDD 14835 CARAVAN AVE, ODESSA FL				
	Serv #001 FEL MSW 1 - 4YD 1x Week				
10 - Apr	BULK SERVICE W.O# 123937		\$100.00	1.00	\$100.00
01 - May	MONTHLY - WASTE COLLECTION (May 01/23 - May 31/23)		\$59.00	1.00	\$59.00
01 - May	ADMIN FEE - MONTHLY (May 01/23 - May 31/23)		\$3.95	1.00	\$3.95
01 - May	FUEL SURCHARGE				\$4.99
	SITE TOTAL				\$167.94

Account Status A surcharge of 5% on initial balance plus 2% per month will be charged on accounts 30 days overdue.

INVOICE TOTAL	\$167.94
----------------------	-----------------

Invoice SW0000316022
Page Page 1 of 1
Date 05/01/2023
Customer 13436
Site 0
PO Number
Due Date 05/26/2023

Please return this portion with payment to:

Coastal Waste & Recycling
 PO Box 25756
 Miami FL 33102-5756
 www.coastalwasteinc.com

AMOUNT REMITTED

0025756SW0134360000SW000031602200000375432

COASTAL WASTE & RECYCLING - SW
 1840 NW 33RD ST
 POMPANO BEACH, FL 33064
 Clearwater Office: 727-561-0360
 Ft. Myers Office: 954-947-4000
 Orlando Office: 407-905-9200
 Sarasota Office: 941-922-3417



INVOICE

Invoice SW0000337360
 Page Page 1 of 1
 Date 06/01/2023
 Customer 13436
 Site 0
 PO Number
 Due Date 06/26/2023

Bill To: **ASTURIA PROPERTY CDD**
210 N. UNIVERSITY DR
INFRAMARK SUITE 702
CORAL SPRINGS, FL 33071

DATE	DESCRIPTION	REFERENCE	RATE	QTY.	AMOUNT
	(0001) ASTURIA PROPERTY CDD 14835 CARAVAN AVE, ODESSA FL				
	Serv #001 FEL MSW 1 - 4YD 1x Week				
01 - Jun	MONTHLY - WASTE COLLECTION (Jun 01/23 - Jun 30/23)		\$59.00	1.00	\$59.00
01 - Jun	ADMIN FEE - MONTHLY (Jun 01/23 - Jun 30/23)		\$3.95	1.00	\$3.95
01 - Jun	FUEL SURCHARGE				\$1.51
	SITE TOTAL				\$64.46

Account Status A surcharge of 5% on initial balance plus 2% per month will be charged on accounts 30 days overdue.

INVOICE TOTAL	\$64.46
----------------------	----------------

Invoice SW0000337360
 Page Page 1 of 1
 Date 06/01/2023
 Customer 13436
 Site 0
 PO Number
 Due Date 06/26/2023

Please return this portion with payment to:
Coastal Waste & Recycling
 PO Box 25756
 Miami FL 33102-5756
 www.coastalwasteinc.com

AMOUNT REMITTED

0025756SW0134360000SW000033736000000439898

INVOICE

Billing Account Information

ACCOUNT #: 60154
 REGISTRATION #: F840EF92
 ASTURIA CDD c/o DPGF
 MANAGEMENT & CONSULTING, LLC.
 250 International Pkwy
 Lake Mary, FL 32746

Company Information

BEST TERMITE AND PEST CONTROL INC.
 8120 N Armenia Ave
 Tampa, FL 33604
 813-935-0998

Description:

Invoice Details

*ASTURIA CDD c/o DPGF MANAGEMENT & CONSULTING, LLC., For service at 14575 State Road
 54 Odessa, FL 33556*

<u>DATE</u>	<u>PO #</u>	<u>INV #</u>	<u>TOTAL</u>	<u>DISCOUNT</u>	<u>TAX</u>	<u>ADJUSTMENT</u>	<u>GRAND TOTAL</u>
5/18/2023		1209285	\$55.00	\$0.00	\$0.00	\$0.00	\$55.00
<u>DESCRIPTION</u>			<u>TOTAL</u>	<u>DISCOUNT</u>	<u>TAX</u>		
Commercial Pest Control Monthly			\$55.00	\$0.00	\$0.00		

PLEASE REMIT: \$55.00

[Click here to log on to your account to review history, manage your profile and review services](#)



Suncoast Pool Service

P.O. Box 224
Elfers, FL 34680

Invoice

Date	Invoice #
6/1/2023	9344

Bill To
Asturia CDD 3434 Colwell Ave Suite 200 Tampa, FL. 33614

P.O. No.	Terms	Project
June 2023	Net 30	

Quantity	Description	Rate	Amount
1	Swimming Pool Service including chemical balance, debris removal from surface and bottom of swimming pool, vacuuming, tile cleaning and skimming. Operational checks of pumps, filter system, chemical feeders, flow meters and vacuum gauges. Chemicals Included.	1,027.00	1,027.00

Thank you for your business.	Total	\$1,027.00
------------------------------	--------------	------------

Phone #
(727) 271-1395

Blue Water Aquatics, Inc.

5119 State Road 54
New Port Richey, FL 34652
727-842-2100
office@bluewateraquaticsinc.com
www.bluewateraquaticsinc.com



INVOICE

BILL TO
Asturia CDD
c/o DPFM Management & Consulting, LLC
250 International Pwy, Ste 208
Lake Mary, FL 32746

INVOICE 30193
DATE 05/30/2023
TERMS Net 45
DUE DATE 07/14/2023

DATE		DESCRIPTION	QTY	RATE	AMOUNT
05/08/2023	Pond / Waterway Treatment	Aquatic Services - (Included) Treatment Report Attached	1	0.00	0.00
05/24/2023	Pond / Waterway Treatment	Aquatic Services - Treatment Report Attached	1	890.00	890.00

BALANCE DUE **\$890.00**

Aquatic Services Report

Technician

Doug Fitzhenry

Job Details

Service Date	5/24/2023
Customer	Asturia CDD
Weather Conditions	Partly Cloudy
Wind	4 SW
Temperature	86
Multiple Sites Treated	Yes



Ponds Treated Information

Repeatable - 2 Count

1 of 2

Pond Numbers	2 4 5
Service Performed	Treatment
Work Performed	<input checked="" type="checkbox"/> Algae
Equipment Used	<input checked="" type="checkbox"/> ATV/UTV
Water Level	High
Restrictions	None
Observations/Recommendations	Sites treated for algae

2 of 2

Pond Numbers	X 3
Service Performed	Inspection
Water Level	Medium
Observations/Recommendations	Both ponds X and 3 look good!

Aquatic Services Report

Technician

Doug Fitzhenry

Job Details

Service Date	5/8/2023
Customer	Asturia CDD
Weather Conditions	Sunny
Wind	4
Temperature	78
Multiple Sites Treated	Yes

Ponds Treated Information

Repeatable - 3 Count

1 of 3

Pond Numbers	All
Service Performed	Treatment
Work Performed	<input checked="" type="checkbox"/> Grasses
Equipment Used	<input checked="" type="checkbox"/> ATV/UTV
Water Level	Low
Restrictions	None
Observations/Recommendations	All sites treated for invasive growth

2 of 3

Pond Numbers	5, 2, 3740c, 3750a, 3500c, x, 3410
Service Performed	Treatment
Work Performed	<input checked="" type="checkbox"/> Algae
Equipment Used	<input checked="" type="checkbox"/> ATV/UTV
Water Level	Low
Restrictions	None

Aquatic Services Report

Observations/Recommendations

All sites treated for algae

3 of 3

Pond Numbers

Sites Marked by Yellow Stars on Pond Map

Service Performed

Treatment

Work Performed

Other

Equipment Used

ATV/UTV

Water Level

Low

Restrictions

0

Observations/Recommendations

Added Mosquito Dunks to Sites

Invoice



Invoice number B688CC27-0004

Date of issue June 1, 2023

Date due June 16, 2023

Complete I.T. Corp

2664 Cypress Ridge Boulevard
Suite 103
Wesley Chapel, Florida 33544
United States
+1 813-444-4355

Bill to

Asturia CDD
14575 Promenade Pkwy
Odessa, Florida 33556
United States
+1 813-994-1001
districtap@dpfgmc.com

\$40.90 due June 16, 2023

[Pay online](#)

Please note - all calculated usage (things like International Calling or other usage based services) and inventory items (the number of 911 addresses or phone numbers) on this invoice are from May 2023. Any usage or inventory costs incurred by your use of our services in this month will be billed next month

Description	Qty	Unit price	Amount
Product - CIT Hosted Phone Seat	1	\$30.00	\$30.00
Tax - Federal Universal Service Fund	1	\$5.80	\$5.80
Tax - FCC Cost Recovery Fee	1	\$0.12	\$0.12
Tax - Federal Telecommunications Relay Services Fund (Non-IPCTS)	1	\$0.29	\$0.29
Tax - Federal Telecommunications Relay Services Fund (IPCTS)	1	\$0.23	\$0.23
Tax - Communications Services Tax	1	\$2.71	\$2.71
Tax - Local Communications Svc. Tax	1	\$1.75	\$1.75

Pay with ACH or wire transfer

Bank transfers, also known as ACH payments, can take up to five business days. To pay via ACH, transfer funds using the following bank information.

Bank name WELLS FARGO BANK, N.A.
Routing number 121000248
Account number 40630116023847019
SWIFT code WFBUS6S

Subtotal	\$40.90
Total	\$40.90
Amount due	\$40.90

Pay with ACH or wire transfer

Bank transfers, also known as ACH payments, can take up to five business days. To pay via ACH, transfer funds using the following bank information.

Bank name WELLS FARGO BANK, N.A.
Routing number 121000248
Account number 40630116023847019
SWIFT code WFBIUS6S

Electro Sanitation Services

Luis Aponte
1750 Paladino Court
Odessa, Florida, 33556

INVOICE

Bill To

Asturia CDD c/o Tish Dobson
Districtap@dpfgmc.com
Odessa, Fl, 33556

Invoice Number INV-0015
Invoice Date 06-07-23
Due Date 06-17-23

Item Name	Quantity	Rate	Amount
Morsoft 8" Paper Towel Roll	1	45.95	45.95
Heavenly Soft Toilet Paper	1	27.95	27.95
Urinal Screens/Lavender	1	19.95	19.95
Husky Neutral Disinfectant Gallon	2	9.95	19.90
Liners- 38x58 Trash bags	1	28.95	28.95
Air Freshner Plug in Refills	1	13.99	13.99
		Subtotal	156.69
		Sales Tax (0%)	0.00
		Total	\$156.69

Notes

It was great doing business with you!

Electro Sanitation Services

Luis Aponte
1750 Paladino Court
Odessa, Florida, 33556

INVOICE

Bill To

Asturia CDD c/o Tish Dobson
Districtap@dpfgmc.com
Odessa, FL, 33556

Invoice Number INV-0013

Invoice Date 06-07-23

Due Date 06-17-23

Item Name	Quantity	Rate	Amount
Cleaning for May 1, 2023 - June 2, 2023 5 full weeks @ \$300 per week	5	300.00	1500.00
		Subtotal	1500.00
		Sales Tax (0%)	0.00
		Total	\$1500.00

Notes

It was great doing business with you!

Suncoast Pool Service

P.O. Box 224
Elfers, FL 34680

Invoice

Date	Invoice #
5/1/2023	9265

Bill To
Asturia CDD 3434 Colwell Ave Suite 200 Tampa, FL. 33614

P.O. No.	Terms	Project
May 2023	Net 30	

Quantity	Description	Rate	Amount
1	Swimming Pool Service including chemical balance, debris removal from surface and bottom of swimming pool, vacuuming, tile cleaning and skimming. Operational checks of pumps, filter system, chemical feeders, flow meters and vacuum gauges. Chemicals Included.	1,027.00	1,027.00

Thank you for your business.	Total	\$1,027.00
------------------------------	--------------	------------

Phone #
(727) 271-1395

RedTree Landscape Systems
5532 Auld Lane
Holiday, FL 34690
727-810-4464
service@redtreelandscape.systems
redtreelandscapesystems.com

Invoice 13779



BILL TO

Asturia CDD
C/O DPFG Mangement & Consulting,
LLC
250 International Pkwy. Ste. 208
Lake Mary, FL 32746

DATE	PLEASE PAY	DUE DATE
05/31/2023	\$1,501.00	05/31/2023

ACTIVITY	QTY	RATE	AMOUNT
Irrigation repairs performed as follows:			
Replace (2) Valves not operating: (1) by outer parking lot and other valve malfunctioned along Promenade Pkwy on east side by the apartments, also replaced bad decoder, single station			
Sales 2" RB scrubber valve	2	300.00	600.00
Sales Single station RB tube decoder	1	230.00	230.00
Sales Gorilla DBY connectors	2	5.50	11.00
Sales Labor - technician	12	55.00	660.00

TOTAL DUE	\$1,501.00
-----------	-------------------

THANK YOU.

RedTree Landscape Systems
5532 Auld Lane
Holiday, FL 34690
727-810-4464
service@redtreelandscape.systems
redtreelandscapesystems.com

Invoice 13711



BILL TO

Asturia CDD
c/o: Inframark
210 N. University Drive
Coral Springs, FL 33701

DATE 06/01/2023	PLEASE PAY \$12,975.00	DUE DATE 06/01/2023
---------------------------	----------------------------------	-------------------------------

ACTIVITY	QTY	RATE	AMOUNT
Grounds Maintenance Monthly grounds maintenance program	1	8,750.00	8,750.00
Horticulture Monthly fertilization program	1	800.00	800.00
Horticulture Monthly pest control program	1	425.00	425.00
Landscape Maintenance:Irrigation Repair Monthly irrigation maintenance program	1	1,000.00	1,000.00
Grounds Maintenance Phase 4 Addition	1	2,000.00	2,000.00

TOTAL DUE

\$12,975.00

THANK YOU.

RedTree Landscape Systems
5532 Auld Lane
Holiday, FL 34690
727-810-4464
service@redtreelandscape.systems
redtreelandscapesystems.com

Invoice 13782



BILL TO

Asturia CDD
C/O DPFM Mangement & Consulting,
LLC
250 International Pkwy. Ste. 208
Lake Mary, FL 32746

DATE
06/06/2023

PLEASE PAY
\$75.00

DUE DATE
06/06/2023

ACTIVITY	QTY	RATE	AMOUNT
Irrigation repairs performed as follows on 6/5/23:			
Went to check on erosion - no broken heads or pipes - the erosion is due to the rain			
Sales Trip charge	1	75.00	75.00

TOTAL DUE \$75.00

THANK YOU.



Jimerson Birr, P.A.

One Independent Drive
Suite 1400
Jacksonville, Florida 32202
(904) 389-0050
www.jimersonfirm.com
27-0370406

Tish Dobson

Asturia Community Development District
250 International Pkwy
Suite 208
Lake Mary, FL 32746

Issue Date : 5/31/2023

Bill # : 30551

Due Date : Upon Receipt

RE : Asturia Community Development District - Real Estate Land Use Advisement – Lantower Apartments Cost Share Agreement

Matter No.: 4071.004

Fees

<u>Date</u>	<u>Timekeeper</u>	<u>Description</u>	<u>Hours</u>	<u>Amount</u>
5/25/2023	AHF	Draft additional revisions to Cost Share Agreement in accordance with annual amount owed to client by Lantower Apartments.	1.30	\$643.50
Fees Subtotal			1.30	\$643.50

Expenses

<u>Date</u>	<u>Description</u>	<u>Amount</u>
5/15/2023	Photocopies	\$0.75
Expenses Subtotal		\$0.75

Total \$644.25

Previous Balance \$0.00

No payments

Payments & Credits \$0.00

Balance Due \$644.25



Jimerson Birr, P.A.

One Independent Drive
Suite 1400
Jacksonville, Florida 32202
(904) 389-0050
www.jimersonfirm.com
27-0370406

Tish Dobson

Asturia Community Development District
250 International Pkwy
Suite 208
Lake Mary, FL 32746

Issue Date : 5/31/2023

Bill # : 30550

Due Date : Upon
Receipt

RE : Asturia Community Development District– Real
Estate Land Use Advisement – Appeal of Circle K
Development

Matter No.: 4071.003

Fees

<u>Date</u>	<u>Timekeeper</u>	<u>Description</u>	<u>Hours</u>	<u>Amount</u>
5/10/2023	AHF	Receipt and review of appeals correspondence from Pasco County Planning Department regarding filing an appeal of the Circle K project.	0.20	\$99.00
Fees Subtotal			0.20	\$99.00

Expenses

<u>Date</u>	<u>Description</u>	<u>Amount</u>
5/10/2023	Photocopies	\$0.75
Expenses Subtotal		\$0.75

Total \$99.75

Previous Balance \$0.00

No payments

Payments & Credits \$0.00

Balance Due \$99.75

EXHIBIT 11

RESOLUTION 2023-13

A RESOLUTION OF THE BOARD OF SUPERVISORS OF THE ASTURIA COMMUNITY DEVELOPMENT DISTRICT ADOPTING THE ANNUAL MEETING SCHEDULE FOR FISCAL YEAR 2024; AND PROVIDING FOR AN EFFECTIVE DATE.

WHEREAS, the Asturia Community Development District (the “District”) is a local unit of special-purpose government created and existing pursuant to Chapter 190, *Florida Statutes*, being situated within Pasco County, Florida; and

WHEREAS, the District is required by Section 189.015, *Florida Statutes*, to file quarterly, semi-annually, or annually a schedule (including date, time, and location) of its regular meetings with local governing authorities; and

WHEREAS, further, in accordance with the above-referenced statute, the District shall also publish quarterly, semi-annually, or annually the District’s regular meeting schedule in a newspaper of general paid circulation in the county in which the District is located; and

WHEREAS, the Board desires to adopt the Fiscal Year 2023/2024 annual meeting schedule attached as **Exhibit A**.

NOW THEREFORE BE IT RESOLVED BY THE BOARD OF SUPERVISORS OF THE ASTURIA COMMUNITY DEVELOPMENT DISTRICT:

SECTION 1. The Fiscal Year 2023/2024 annual meeting schedule attached hereto and incorporated by reference herein as **Exhibit A** is hereby approved and shall be published in accordance with the requirements of Florida law and also provided to applicable governing authorities.

SECTION 2. This Resolution shall become effective immediately upon its adoption.

PASSED AND ADOPTED this 25th day of July 2023.

ATTEST:

**ASTURIA COMMUNITY
DEVELOPMENT DISTRICT**

Secretary / Assistant Secretary

Chairperson, Board of Supervisors

Exhibit A: Fiscal Year 2023/2024 Annual Meeting Schedule

Exhibit A: Fiscal Year 2023/2024 Annual Meeting Schedule

**BOARD OF SUPERVISORS MEETING DATES
ASTURIA COMMUNITY DEVELOPMENT DISTRICT
FISCAL YEAR 2023/2024**

The Board of Supervisors of the Asturia Community Development District will hold their regular meetings for Fiscal Year 2023/2024 at the Asturia Clubhouse, 14575 Promenade Parkway, Odessa, Florida 33556, at 6:00 p.m. on the following dates:

**October 31, 2023
November 28, 2023
December 26, 2023
January 30, 2024
February 27, 2024
March 26, 2024
April 23, 2024
May 28, 2024
June 25, 2024
July 30, 2024
August 27, 2024
September 24, 2024**

The meetings are open to the public and will be conducted in accordance with the provision of Florida Law for Community Development Districts. The meetings may be continued to a date, time, and place to be specified on the record at the meeting. A copy of the agenda for these meetings may be obtained from Vesta Property Services, 250 International Parkway, Suite 208, Lake Mary, Florida 32746 or by calling (321) 263-0132.

There may be occasions when one or more Supervisors or staff will participate by telephone. Pursuant to provisions of the Americans with Disabilities Act, any person requiring special accommodations at this meeting because of a disability or physical impairment should contact the District Office at (407) 841-5524 at least 48 hours prior to the meeting. If you are hearing or speech impaired, please contact the Florida Relay Service by dialing 7-1-1, or 1-800-955-8771 (TTY) / 1-800-955-8770 (Voice), for aid in contacting the District Office.

A person who decides to appeal any decision made at the meeting with respect to any matter considered at the meeting is advised that person will need a record of the proceedings and that accordingly, the person may need to ensure that a verbatim record of the proceedings is made, including the testimony and evidence upon which such appeal is to be based.

District Manager

EXHIBIT 12

Site Masters of Florida, LLC
5551 Bloomfield Blvd.
Lakeland, FL 33810
Phone: (813) 917-9567
Email: tim.sitemastersofflorida@yahoo.com

PROPOSAL

Asturia CDD

Fenland / Alimara Pond Erosion Repair

7/12/2023

**Remediate erosion on pond bank located north of residences at
15383 Fenland Way and 2106 Alimara Court**

Areas of work:

- 5' x 20' area at back of 15383 Fenland due to erosion from
roof drain downspout runoff

- 12' x 160' along bank north of both addresses due to lack of sod

Scope of work:

- remove deposited soils from pond and spread on bank
- install coconut mesh fabric on exposed surfaces
- restore disturbed areas with Bahia sod

TOTAL \$7,200

NOTES:

Watering of new sod is not included

**Point erosion at 15383 Fenland is valued at 10% of Total job,
but \$1800 if stand alone task**

EXHIBIT 13





EXHIBIT 14



FitRev Inc.
 7823 N Dale Mabry Hwy - STE 107 -
 Phone: 813-870-2966 - Fax: 813-870-2896 - Email: sales@fitrev.com

QUOTE

Quote	Date	Sales Rep:
AAAQ33214	07/18/23	Tyler Johnson

Sold To:

Asturia Amenity Center HINES
 Tish Dobson
 14575 Promenade Pkwy
 Odessa, FL 33556

Phone: 8137584841
Fax:

Ship To:

Asturia Amenity Center HINES
 Tish Dobson
 14575 Promenade Pkwy
 Odessa, FL 33556

Phone: 8137584841
Fax:

Qty	Manuf.	Manuf #	Description	Unit Price	Ext. Price
1	Precor	PHRCB685BG3670EN	RBK 685 Recumbent Cycle	\$4,711.00	\$4,711.00
1	FitRev	Freight	Shipping and Handling	\$200.00	\$200.00
1	FitRev	Installation CFC	Commercial Fitness Concepts Installation	\$200.00	\$200.00

SubTotal	\$5,111.00
Sales Tax	\$0.00
Total	\$5,111.00



Please contact me if I can be of further assistance.

This quote becomes an order with signature. (see below for terms).

Signed: _____

Name: _____

Requested date of Installation? _____

Terms:

Orders \$5000 or less must be PREPAID. Orders more than \$5000 require a 50% deposit to order and remaining balance is due AT installation or 30 days after equipment arrives, whichever comes first.

Purchase orders in lieu of payment MUST be provided before order will be processed.

Flooring orders require a 50% deposit and remaining balance due BEFORE flooring ships

Equipment that is stored by FitRev or affiliate off location more than 30 days after installation date is subject to separate storage charges.

Restocking Fee:

25% charge on all cancelled Cardio equipment plus shipping cost

50% charge on all cancelled Strength equipment plus shipping cost

Extractions are an additional cost. Cost is based on the list of equipment to be extracted.

Custom and logo items are not returnable and payment in full will be required.

All orders remain 100% property of FITREV until paid in full

Quote is valid for 90 days unless otherwise stated